



LIFE, ACCIDENT AND HEALTH COMPANIES/FRATERNAL BENEFIT SOCIETIES - ASSOCIATION EDITION

QUARTERLY STATEMENT

AS OF JUNE 30, 2023
OF THE CONDITION AND AFFAIRS OF THE

The Western and Southern Life Insurance Company

NAIC Group Code 0836 0836 NAIC Company Code 70483 Employer's ID Number 31-0487145
(Current) (Prior)

Organized under the Laws of Ohio State of Domicile or Port of Entry OH

Country of Domicile United States of America

Licensed as business type: Life, Accident and Health [X] Fraternal Benefit Societies []

Incorporated/Organized 02/23/1888 Commenced Business 04/30/1888

Statutory Home Office 400 Broadway Cincinnati, OH, US 45202
(Street and Number) (City or Town, State, Country and Zip Code)

Main Administrative Office 400 Broadway Cincinnati, OH, US 45202 513-629-1800
(Street and Number) (City or Town, State, Country and Zip Code) (Area Code) (Telephone Number)

Mail Address 400 Broadway Cincinnati, OH, US 45202
(Street and Number or P.O. Box) (City or Town, State, Country and Zip Code)

Primary Location of Books and Records 400 Broadway Cincinnati, OH, US 45202 513-629-1800
(Street and Number) (City or Town, State, Country and Zip Code) (Area Code) (Telephone Number)

Internet Website Address WWW.WesternSouthernLife.com

Statutory Statement Contact Wade Matthew Fugate 513-629-1402
(Name) (Area Code) (Telephone Number)
CompAcctGrp@WesternSouthernLife.com 513-629-1871
(E-mail Address) (FAX Number)

OFFICERS

Chairman of Board, President & CEO John Finn Barrett
Secretary and Counsel Donald Joseph Wuebbeling

OTHER

James Howard Acton Jr., VP	Michael Anthony Bacon, VP	Charles Marion Ward Barrett #, VP
Troy Dale Brodie, Sr VP, Chief Marketing Officer	Christopher Steven Brown, VP	Peter James Brown, VP
John Henry Bultema III, Sr VP	James Daniel Conklin #, VP	Danielle Marie D'Addesa #, VP, Assoc Gen Counsel
James Joseph DeLuca, VP	Brian Richard Doran, VP	Lisa Beth Fangman, Sr VP
James Jeffrey Fitzgerald, Sr VP, Chf Information Off	Benjamin Edward Folsch, VP	Wade Matthew Fugate, VP, Controller
David Todd Henderson, Sr VP, Chief Acty, Risk, Data Off	Sarah Sparks Herron #, VP, Assoc Gen Counsel	Valerie Ann Holmes, VP
Kevin Louis Howard, VP, Deputy Gen Counsel	Bradley Joseph Hunkler, Sr VP, Chief Financial Officer	Stephen Gale Hussey Jr., Sr VP
Mark Daniel Hutchinson, VP	Jay Vincent Johnson, VP, Treasurer	Linda Marie Lake, Sr VP
Todd Anthony Lee, VP	Charles Emilio Licata #, VP	Matthew William Loveless, VP
Joseph Hanlon Lynch Jr., VP	Bruce William Maisel, VP, CCO	Jill Tripp McGruder, Sr VP, Enterprise CMO
Jeffrey David Meek, VP	Edward Blake Moore Jr., Sr VP	Paul Brian Moore, Sr VP, Chief Customer Officer
David Edward Nevers, VP	Jonathan David Niemeyer, Sr VP, CAO, & Gen Counsel	Thomas Joseph O'Connell, MD, VP, Medical Director
Justin Keith Payne #, VP	Maribeth Semba Rahe, Sr VP	Michelle Ison Rice, VP
Ryan Keith Richey, VP	Gregory Gates Rowe #, VP	Paul Charles Silva, Sr VP
Rodrick Landon Snyder, VP, Chief Audit Officer	Denise Lynn Sparks, VP	Michael Shane Speas, VP, Chief Info Security Officer
Jeffrey Laurence Stainton, VP, Assoc Gen Counsel	Thomas Roy Stanek, VP	Jacob Cole Steuber, VP
Tracey Marie Stofa #, VP	Charles Lawrence Thomas, VP	James Joseph Vance, Sr 'VP, Co-Chief Inv Officer
Michael Charles Vogel #, VP	Brendan Matthew White, Sr VP, Co-Chief Inv Officer	Terrie Ann Wienenheft, Sr VP
Scott Joseph Wittman, VP	Aaron Jason Wolf, VP, Chief Underwriter	

DIRECTORS OR TRUSTEES


John Finn Barrett	James Norman Clark	Phillip Ralph Cox
James Columbus Hale	Robert Lloyd Lawrence	James Kirty Risk III
Robert Blair Truitt	Thomas Luke Williams	John Pete Zanotti


State of Ohio SS:
County of Hamilton

The officers of this reporting entity being duly sworn, each depose and say that they are the described officers of said reporting entity, and that on the reporting period stated above, all of the herein described assets were the absolute property of the said reporting entity, free and clear from any liens or claims thereon, except as herein stated, and that this statement, together with related exhibits, schedules and explanations therein contained, annexed or referred to, is a full and true statement of all the assets and liabilities and of the condition and affairs of the said reporting entity as of the reporting period stated above, and of its income and deductions therefrom for the period ended, and have been completed in accordance with the NAIC Annual Statement Instructions and Accounting Practices and Procedures manual except to the extent that: (1) state law may differ; or, (2) that state rules or regulations require differences in reporting not related to accounting practices and procedures, according to the best of their information, knowledge and belief, respectively. Furthermore, the scope of this attestation by the described officers also includes the related corresponding electronic filing with the NAIC, when required, that is an exact copy (except for formatting differences due to electronic filing) of the enclosed statement. The electronic filing may be requested by various regulators in lieu of or in addition to the enclosed statement.


John Finn Barrett
Chairman of Board, President & CEO


Donald Joseph Wuebling
Secretary and Counsel


Wade Matthew Fugate
VP and Controller

Subscribed and sworn to before me this
24th day of July, 2023


- a. Is this an original filing? Yes [X] No []
b. If no,
1. State the amendment number.....
2. Date filed
3. Number of pages attached.....



ANGELA M. BAKER-COLYER
Notary Public, State of Ohio
My Commission Expires
June 17, 2027

STATEMENT AS OF JUNE 30, 2023 OF THE The Western and Southern Life Insurance Company

ASSETS

	Current Statement Date			4 December 31 Prior Year Net Admitted Assets
	1 Assets	2 Nonadmitted Assets	3 Net Admitted Assets (Cols. 1 - 2)	
1. Bonds	2,713,260,611		2,713,260,611	2,769,709,975
2. Stocks:				
2.1 Preferred stocks	38,601,031		38,601,031	42,514,164
2.2 Common stocks	5,270,673,236	19,442,116	5,251,231,120	5,452,145,426
3. Mortgage loans on real estate:				
3.1 First liens	55,270,205		55,270,205	55,840,689
3.2 Other than first liens.....			0	0
4. Real estate:				
4.1 Properties occupied by the company (less \$ encumbrances)	24,502,264		24,502,264	24,705,414
4.2 Properties held for the production of income (less \$ encumbrances)	819,315		819,315	832,607
4.3 Properties held for sale (less \$ encumbrances)			0	0
5. Cash (\$(23,460,345)), cash equivalents (\$ 49,736,175) and short-term investments (\$2,971,658)	29,247,488		29,247,488	22,478,971
6. Contract loans (including \$ premium notes)	141,381,688		141,381,688	142,492,679
7. Derivatives			0	195,701
8. Other invested assets	2,744,171,357	272,633,830	2,471,537,527	2,471,001,276
9. Receivables for securities	5,048,980		5,048,980	3,296,333
10. Securities lending reinvested collateral assets	44,603,453		44,603,453	17,778,636
11. Aggregate write-ins for invested assets	0	0	0	0
12. Subtotals, cash and invested assets (Lines 1 to 11)	11,067,579,628	292,075,946	10,775,503,682	11,002,991,871
13. Title plants less \$ charged off (for Title insurers only)			0	0
14. Investment income due and accrued	37,556,499		37,556,499	38,912,751
15. Premiums and considerations:				
15.1 Uncollected premiums and agents' balances in the course of collection	2,909,957		2,909,957	2,358,232
15.2 Deferred premiums, agents' balances and installments booked but deferred and not yet due (including \$ earned but unbilled premiums)	44,189,186		44,189,186	45,223,305
15.3 Accrued retrospective premiums (\$) and contracts subject to redetermination (\$)			0	0
16. Reinsurance:				
16.1 Amounts recoverable from reinsurers	175,165		175,165	220,688
16.2 Funds held by or deposited with reinsured companies			0	0
16.3 Other amounts receivable under reinsurance contracts			0	0
17. Amounts receivable relating to uninsured plans			0	0
18.1 Current federal and foreign income tax recoverable and interest thereon	73,587,462		73,587,462	36,220,190
18.2 Net deferred tax asset	39,861,297		39,861,297	0
19. Guaranty funds receivable or on deposit	839,467		839,467	839,467
20. Electronic data processing equipment and software	39,712,124	29,438,508	10,273,616	10,203,045
21. Furniture and equipment, including health care delivery assets (\$)	7,187,459	7,187,459	0	0
22. Net adjustment in assets and liabilities due to foreign exchange rates			0	0
23. Receivables from parent, subsidiaries and affiliates	35,328,954		35,328,954	50,439,221
24. Health care (\$) and other amounts receivable	3,768,382	12,459	3,755,923	3,842,934
25. Aggregate write-ins for other than invested assets	298,743,363	298,743,363	0	0
26. Total assets excluding Separate Accounts, Segregated Accounts and Protected Cell Accounts (Lines 12 to 25)	11,651,438,943	627,457,735	11,023,981,208	11,191,251,704
27. From Separate Accounts, Segregated Accounts and Protected Cell Accounts	1,158,122,217		1,158,122,217	1,131,630,656
28. Total (Lines 26 and 27)	12,809,561,160	627,457,735	12,182,103,425	12,322,882,360
DETAILS OF WRITE-INS				
1101.				
1102.				
1103.				
1198. Summary of remaining write-ins for Line 11 from overflow page	0	0	0	0
1199. Totals (Lines 1101 through 1103 plus 1198)(Line 11 above)	0	0	0	0
2501. Pension asset	191,322,705	191,322,705	0	0
2502. Trademark license agreement	86,700,017	86,700,017	0	0
2503. Prepaid Expenses	20,720,641	20,720,641	0	0
2598. Summary of remaining write-ins for Line 25 from overflow page	0	0	0	0
2599. Totals (Lines 2501 through 2503 plus 2598)(Line 25 above)	298,743,363	298,743,363	0	0

LIABILITIES, SURPLUS AND OTHER FUNDS

	1 Current Statement Date	2 December 31 Prior Year
1. Aggregate reserve for life contracts \$ 2,804,619,249 less \$ included in Line 6.3 (including \$ Modco Reserve)	2,804,619,249	2,795,291,923
2. Aggregate reserve for accident and health contracts (including \$ Modco Reserve)	144,686,121	143,743,382
3. Liability for deposit-type contracts (including \$ Modco Reserve).....	178,049,081	183,196,923
4. Contract claims:		
4.1 Life	47,564,080	50,152,349
4.2 Accident and health	3,787,424	3,821,626
5. Policyholders' dividends/refunds to members \$ 170,000 and coupons \$ due and unpaid	170,000	170,000
6. Provision for policyholders' dividends, refunds to members and coupons payable in following calendar year - estimated amounts:		
6.1 Policyholders' dividends and refunds to members apportioned for payment (including \$ Modco)	22,657,068	1,503,172
6.2 Policyholders' dividends and refunds to members not yet apportioned (including \$ Modco)	16,179,295	32,321,972
6.3 Coupons and similar benefits (including \$ Modco)		
7. Amount provisionally held for deferred dividend policies not included in Line 6		
8. Premiums and annuity considerations for life and accident and health contracts received in advance less \$ discount; including \$ 105,592 accident and health premiums	3,963,061	2,953,012
9. Contract liabilities not included elsewhere:		
9.1 Surrender values on canceled contracts		
9.2 Provision for experience rating refunds, including the liability of \$ accident and health experience rating refunds of which \$ 0 is for medical loss ratio rebate per the Public Health Service Act		
9.3 Other amounts payable on reinsurance, including \$ assumed and \$ 478,837 ceded	478,837	476,906
9.4 Interest Maintenance Reserve	53,550,535	57,350,001
10. Commissions to agents due or accrued-life and annuity contracts \$ 1,113,362 , accident and health \$ and deposit-type contract funds \$	1,113,362	1,559,955
11. Commissions and expense allowances payable on reinsurance assumed		
12. General expenses due or accrued	121,871,781	138,518,063
13. Transfers to Separate Accounts due or accrued (net) (including \$ accrued for expense allowances recognized in reserves, net of reinsured allowances)	(33,750)	(9,000)
14. Taxes, licenses and fees due or accrued, excluding federal income taxes	4,214,807	4,245,886
15.1 Current federal and foreign income taxes, including \$ on realized capital gains (losses)		
15.2 Net deferred tax liability		10,798,933
16. Unearned investment income	1,882,791	1,882,791
17. Amounts withheld or retained by reporting entity as agent or trustee	722,359	941,017
18. Amounts held for agents' account, including \$ agents' credit balances		
19. Remittances and items not allocated	5,110,549	6,325,134
20. Net adjustment in assets and liabilities due to foreign exchange rates		
21. Liability for benefits for employees and agents if not included above	343,285,877	320,748,216
22. Borrowed money \$ 120,626,186 and interest thereon \$ 12,875,000	133,501,186	61,842,155
23. Dividends to stockholders declared and unpaid		
24. Miscellaneous liabilities:		
24.01 Asset valuation reserve	358,090,495	370,005,881
24.02 Reinsurance in unauthorized and certified (\$) companies		0
24.03 Funds held under reinsurance treaties with unauthorized and certified (\$) reinsurers		
24.04 Payable to parent, subsidiaries and affiliates	652,750	471,843
24.05 Drafts outstanding		
24.06 Liability for amounts held under uninsured plans		
24.07 Funds held under coinsurance		
24.08 Derivatives	0	0
24.09 Payable for securities	830,787	423,721
24.10 Payable for securities lending	91,810,281	80,925,332
24.11 Capital notes \$ and interest thereon \$		
25. Aggregate write-ins for liabilities	19,063,874	20,525,309
26. Total liabilities excluding Separate Accounts business (Lines 1 to 25)	4,357,821,900	4,290,186,502
27. From Separate Accounts Statement	1,158,122,217	1,131,630,656
28. Total liabilities (Lines 26 and 27)	5,515,944,117	5,421,817,158
29. Common capital stock	2,500,000	2,500,000
30. Preferred capital stock		
31. Aggregate write-ins for other than special surplus funds	0	0
32. Surplus notes	995,571,386	995,499,041
33. Gross paid in and contributed surplus	607,102,515	607,102,515
34. Aggregate write-ins for special surplus funds	0	0
35. Unassigned funds (surplus)	5,060,985,407	5,295,963,646
36. Less treasury stock, at cost:		
36.1 shares common (value included in Line 29 \$)		
36.2 shares preferred (value included in Line 30 \$)		
37. Surplus (Total Lines 31+32+33+34+35-36) (including \$ in Separate Accounts Statement)	6,663,659,308	6,898,565,202
38. Totals of Lines 29, 30 and 37	6,666,159,308	6,901,065,202
39. Totals of Lines 28 and 38 (Page 2, Line 28, Col. 3)	12,182,103,425	12,322,882,360
DETAILS OF WRITE-INS		
2501. SCA, LP & LLC Contingent Liability	14,975,862	16,059,648
2502. Uncashed drafts and checks pending escheatment to the state	3,933,284	4,310,932
2503. Interest on contract and policy funds	154,728	154,729
2598. Summary of remaining write-ins for Line 25 from overflow page	0	0
2599. Totals (Lines 2501 through 2503 plus 2598)(Line 25 above)	19,063,874	20,525,309
3101.		
3102.		
3103.		
3198. Summary of remaining write-ins for Line 31 from overflow page	0	0
3199. Totals (Lines 3101 through 3103 plus 3198)(Line 31 above)	0	0
3401.		
3402.		
3403.		
3498. Summary of remaining write-ins for Line 34 from overflow page	0	0
3499. Totals (Lines 3401 through 3403 plus 3498)(Line 34 above)	0	0

STATEMENT AS OF JUNE 30, 2023 OF THE The Western and Southern Life Insurance Company

SUMMARY OF OPERATIONS

	1 Current Year To Date	2 Prior Year To Date	3 Prior Year Ended December 31
1. Premiums and annuity considerations for life and accident and health contracts	100,866,210	104,604,369	214,967,206
2. Considerations for supplementary contracts with life contingencies			31,041
3. Net investment income	288,776,178	248,848,819	481,052,121
4. Amortization of Interest Maintenance Reserve (IMR)	3,353,969	3,783,603	6,802,443
5. Separate Accounts net gain from operations excluding unrealized gains or losses			0
6. Commissions and expense allowances on reinsurance ceded			1,060,667
7. Reserve adjustments on reinsurance ceded			0
8. Miscellaneous Income:			
8.1 Income from fees associated with investment management, administration and contract guarantees from Separate Accounts.....			0
8.2 Charges and fees for deposit-type contracts			0
8.3 Aggregate write-ins for miscellaneous income	207,063	0	208,383
9. Totals (Lines 1 to 8.3)	393,203,420	357,236,791	704,121,861
10. Death benefits	66,275,083	76,295,657	143,820,777
11. Matured endowments (excluding guaranteed annual pure endowments)	1,849,421	2,319,923	2,536,873
12. Annuity benefits	27,255,445	26,514,782	52,603,257
13. Disability benefits and benefits under accident and health contracts	6,397,946	5,266,990	10,903,143
14. Coupons, guaranteed annual pure endowments and similar benefits			0
15. Surrender benefits and withdrawals for life contracts	23,786,250	20,158,086	40,283,115
16. Group conversions			0
17. Interest and adjustments on contract or deposit-type contract funds	2,834,064	1,484,635	5,365,306
18. Payments on supplementary contracts with life contingencies	103,283	126,578	236,626
19. Increase in aggregate reserves for life and accident and health contracts	10,319,532	14,438,646	(97,007,373)
20. Totals (Lines 10 to 19)	138,821,024	146,605,297	158,741,724
21. Commissions on premiums, annuity considerations, and deposit-type contract funds (direct business only)	8,644,406	7,147,958	14,794,794
22. Commissions and expense allowances on reinsurance assumed			0
23. General insurance expenses and fraternal expenses	71,820,583	68,400,697	130,060,300
24. Insurance taxes, licenses and fees, excluding federal income taxes	9,753,446	8,030,239	16,674,909
25. Increase in loading on deferred and uncollected premiums	(520,171)	(980,660)	(1,115,165)
26. Net transfers to or (from) Separate Accounts net of reinsurance	(27,254,972)	(26,514,780)	(52,807,608)
27. Aggregate write-ins for deductions	31,827,773	(52,298,437)	(51,033,907)
28. Totals (Lines 20 to 27)	233,092,089	150,390,314	215,315,047
29. Net gain from operations before dividends to policyholders and federal income taxes (Line 9 minus Line 28)	160,111,331	206,846,477	488,806,814
30. Dividends to policyholders and refunds to members	23,998,510	26,438,905	47,950,059
31. Net gain from operations after dividends to policyholders, refunds to members and before federal income taxes (Line 29 minus Line 30)	136,112,821	180,407,572	440,856,755
32. Federal and foreign income taxes incurred (excluding tax on capital gains)	9,976,635	36,290,794	34,061,723
33. Net gain from operations after dividends to policyholders, refunds to members and federal income taxes and before realized capital gains or (losses) (Line 31 minus Line 32)	126,136,186	144,116,778	406,795,032
34. Net realized capital gains (losses) (excluding gains (losses) transferred to the IMR) less capital gains tax of \$977,961 (excluding taxes of \$ (118,423) transferred to the IMR)	55,364,023	42,350,712	(3,984,605)
35. Net income (Line 33 plus Line 34)	181,500,209	186,467,490	402,810,427
CAPITAL AND SURPLUS ACCOUNT			
36. Capital and surplus, December 31, prior year	6,901,065,202	6,756,129,726	6,756,129,726
37. Net income (Line 35)	181,500,209	186,467,490	402,810,427
38. Change in net unrealized capital gains (losses) less capital gains tax of \$ (23,700,891)	(193,442,203)	(342,311,210)	(569,357,543)
39. Change in net unrealized foreign exchange capital gain (loss)	672,790	(1,935,815)	208,463
40. Change in net deferred income tax	26,266,154	(19,246,220)	(44,085,123)
41. Change in nonadmitted assets	(14,282,880)	16,919,725	(89,828,583)
42. Change in liability for reinsurance in unauthorized and certified companies			0
43. Change in reserve on account of change in valuation basis, (increase) or decrease			0
44. Change in asset valuation reserve	11,915,386	99,779,630	133,839,451
45. Change in treasury stock			0
46. Surplus (contributed to) withdrawn from Separate Accounts during period			
47. Other changes in surplus in Separate Accounts Statement			
48. Change in surplus notes	72,345	72,345	144,691
49. Cumulative effect of changes in accounting principles			
50. Capital changes:			
50.1 Paid in			
50.2 Transferred from surplus (Stock Dividend)			
50.3 Transferred to surplus			
51. Surplus adjustment:			
51.1 Paid in	0	0	190,000,000
51.2 Transferred to capital (Stock Dividend)			
51.3 Transferred from capital			
51.4 Change in surplus as a result of reinsurance			
52. Dividends to stockholders	(245,000,000)		
53. Aggregate write-ins for gains and losses in surplus	(2,607,695)	859,073	121,203,693
54. Net change in capital and surplus for the year (Lines 37 through 53)	(234,905,894)	(59,394,982)	144,935,476
55. Capital and surplus, as of statement date (Lines 36 + 54)	6,666,159,308	6,696,734,744	6,901,065,202
DETAILS OF WRITE-INS			
08.301. Miscellaneous Income	207,063	0	208,383
08.302.			
08.303.			
08.398. Summary of remaining write-ins for Line 8.3 from overflow page	0	0	0
08.399. Totals (Lines 08.301 through 08.303 plus 08.398) (Line 8.3 above)	207,063	0	208,383
2701. Benefits for Employees & Agents Not Included elsewhere	29,950,603	(48,425,680)	(50,533,347)
2702. Trademark License Amortization	1,699,998	1,699,998	3,399,996
2703. Securities lending interest expense	1,320,027	157,466	1,319,350
2798. Summary of remaining write-ins for Line 27 from overflow page	(1,142,855)	(5,730,221)	(5,219,906)
2799. Totals (Lines 2701 through 2703 plus 2798)(Line 27 above)	31,827,773	(52,298,437)	(51,033,907)
5301. Change in unrecognized pension liability, net of tax	1,858,272	4,085,624	73,543,458
5302. Change in unrecognized other post retirement employee benefits liability, net of tax	(4,465,967)	(3,226,551)	38,116,330
5303. Change in unrecognized SERP liability, net of tax	0	0	9,543,905
5398. Summary of remaining write-ins for Line 53 from overflow page	0	0	0
5399. Totals (Lines 5301 through 5303 plus 5398)(Line 53 above)	(2,607,695)	859,073	121,203,693

CASH FLOW

	1 Current Year To Date	2 Prior Year To Date	3 Prior Year Ended December 31
Cash from Operations			
1. Premiums collected net of reinsurance	102,878,824	106,415,355	216,065,769
2. Net investment income	294,648,249	177,548,304	361,478,259
3. Miscellaneous income	207,063	0	1,269,050
4. Total (Lines 1 to 3)	397,734,136	283,963,659	578,813,078
5. Benefit and loss related payments	131,125,976	136,014,407	258,418,138
6. Net transfers to Separate Accounts, Segregated Accounts and Protected Cell Accounts	(27,230,222)	(26,514,780)	(52,811,858)
7. Commissions, expenses paid and aggregate write-ins for deductions	112,273,047	111,274,298	218,472,615
8. Dividends paid to policyholders	18,987,291	19,769,417	46,770,028
9. Federal and foreign income taxes paid (recovered) net of \$471,700 tax on capital gains (losses)	48,077,484	(7,031,219)	75,259,452
10. Total (Lines 5 through 9)	283,233,576	233,512,123	546,108,375
11. Net cash from operations (Line 4 minus Line 10)	114,500,560	50,451,536	32,704,703
Cash from Investments			
12. Proceeds from investments sold, matured or repaid:			
12.1 Bonds	91,255,340	219,650,785	561,910,169
12.2 Stocks	202,081,839	195,363,511	396,955,117
12.3 Mortgage loans	570,483	547,716	1,106,699
12.4 Real estate	0	0	0
12.5 Other invested assets	163,476,560	122,719,329	291,307,001
12.6 Net gains or (losses) on cash, cash equivalents and short-term investments	(11,604)	(6,610)	(18,007)
12.7 Miscellaneous proceeds	602,767	14,665,080	19,350,392
12.8 Total investment proceeds (Lines 12.1 to 12.7)	457,975,385	552,939,811	1,270,611,371
13. Cost of investments acquired (long-term only):			
13.1 Bonds	37,391,075	391,858,585	462,988,762
13.2 Stocks	85,443,426	122,918,514	816,113,668
13.3 Mortgage loans	0	0	0
13.4 Real estate	1,259,707	2,614,443	5,347,586
13.5 Other invested assets	230,990,926	171,467,982	563,985,991
13.6 Miscellaneous applications	28,577,464	0	829,655
13.7 Total investments acquired (Lines 13.1 to 13.6)	383,662,598	688,859,524	1,849,265,662
14. Net increase (or decrease) in contract loans and premium notes	(1,110,991)	(2,197,268)	(2,815,412)
15. Net cash from investments (Line 12.8 minus Line 13.7 and Line 14)	75,423,778	(133,722,445)	(575,838,879)
Cash from Financing and Miscellaneous Sources			
16. Cash provided (applied):			
16.1 Surplus notes, capital notes	0	0	0
16.2 Capital and paid in surplus, less treasury stock	0	0	190,000,000
16.3 Borrowed funds	58,784,031	0	48,967,155
16.4 Net deposits on deposit-type contracts and other insurance liabilities	(5,147,842)	(3,569,251)	(6,171,143)
16.5 Dividends to stockholders	245,000,000	0	0
16.6 Other cash provided (applied)	8,207,990	(50,730,347)	(25,208,847)
17. Net cash from financing and miscellaneous sources (Line 16.1 through Line 16.4 minus Line 16.5 plus Line 16.6)	(183,155,821)	(54,299,598)	207,587,165
RECONCILIATION OF CASH, CASH EQUIVALENTS AND SHORT-TERM INVESTMENTS			
18. Net change in cash, cash equivalents and short-term investments (Line 11, plus Lines 15 and 17) .	6,768,517	(137,570,507)	(335,547,011)
19. Cash, cash equivalents and short-term investments:			
19.1 Beginning of year	22,478,971	358,025,982	358,025,982
19.2 End of period (Line 18 plus Line 19.1)	29,247,488	220,455,475	22,478,971

Note: Supplemental disclosures of cash flow information for non-cash transactions:

--	--	--	--

EXHIBIT 1

DIRECT PREMIUMS AND DEPOSIT-TYPE CONTRACTS			
	1 Current Year To Date	2 Prior Year To Date	3 Prior Year Ended December 31
1. Industrial life	25,131	29,142	7,946,907
2. Ordinary life insurance	93,590,475	95,610,484	185,819,621
3. Ordinary individual annuities	1,934	6,313	7,768
4. Credit life (group and individual)			0
5. Group life insurance	1,242,785	2,322,188	3,963,875
6. Group annuities			0
7. A & H - group			0
8. A & H - credit (group and individual)			0
9. A & H - other	11,366,032	11,562,205	22,810,262
10. Aggregate of all other lines of business	0	0	0
11. Subtotal (Lines 1 through 10)	106,226,357	109,530,332	220,548,433
12. Fraternal (Fraternal Benefit Societies Only)			0
13. Subtotal (Lines 11 through 12)	106,226,357	109,530,332	220,548,433
14. Deposit-type contracts	0	0	0
15. Total (Lines 13 and 14)	106,226,357	109,530,332	220,548,433
DETAILS OF WRITE-INS			
1001.			
1002.			
1003.			
1098. Summary of remaining write-ins for Line 10 from overflow page	0	0	0
1099. Totals (Lines 1001 through 1003 plus 1098)(Line 10 above)	0	0	0

NOTES TO FINANCIAL STATEMENTS

1. Summary of Significant Accounting Policies and Going Concern

A. Accounting Practices

The financial statements of The Western and Southern Life Insurance Company (the Company) are presented on the basis of accounting practices prescribed or permitted by the Ohio Department of Insurance (the Department).

The Department recognizes only statutory accounting practices prescribed or permitted by the state of Ohio for determining and reporting the financial condition and results of operations of an insurance company. The National Association of Insurance Commissioners’ (NAIC) Accounting Practices and Procedures manual, (NAIC SAP) has been adopted as a component of prescribed or permitted practices by the state of Ohio. The Department has the right to permit other specific practices that deviate from prescribed practices. There are no differences between the Company’s net income and capital and surplus following NAIC SAP or practices prescribed and permitted by the state of Ohio.

A reconciliation of the Company’s net income and capital and surplus between NAIC SAP and practices prescribed and permitted by the State of Ohio is shown below:

	<u>SSAP #</u>	<u>F/S Page</u>	<u>F/S Line #</u>	<u>2023</u>	<u>2022</u>
NET INCOME					
(1) State basis (Page 4, Line 35, Columns 1 & 2)	xxx	xxx	xxx	181,500,209	402,810,427
(2) State Prescribed Practices that increase/(decrease) NAIC SAP				—	—
(3) State Permitted Practices that increase/(decrease) NAIC SAP				—	—
(4) NAIC SAP (1-2-3=4)	xxx	xxx	xxx	<u>181,500,209</u>	<u>402,810,427</u>
SURPLUS					
(5) State basis (Page 3, Line 38, Columns 1 & 2)	xxx	xxx	xxx	6,666,159,308	6,901,065,202
(6) State Prescribed Practices that increase/(decrease) NAIC SAP				—	—
(7) State Permitted Practices that increase/(decrease) NAIC SAP				—	—
(8) NAIC SAP (5-6-7=8)	xxx	xxx	xxx	<u>6,666,159,308</u>	<u>6,901,065,202</u>

B. Use of Estimates in the Preparation of the Financial Statements

No Change.

C. Accounting Policy

- (2) The Company has not reacquired any SVO Identified Bonds during the reporting period.
- (6) Loan-backed and structured securities are stated at amortized cost, except those with an initial NAIC designation of 6, which are stated at the lower of amortized cost or fair value. Loan-backed and structured securities with an initial NAIC designation of 6 could have a final designation of 1 through 5 as determined by the SVO financial modeling process. The retrospective adjustment method is used to determine amortized cost for all loan-backed and structured securities, except for those which an other-than-temporary impairment has been recognized, which use the prospective adjustment method to determine amortized cost.

D. Going Concern. Management has not raised any doubts about the entity's ability to continue as a going concern.

2. Accounting Changes and Correction of Errors

The Company did not have any accounting changes in 2023.

3. Business Combinations and Goodwill. No Change.

4. Discontinued Operations. No Change.

5. Investments

- A. Mortgage Loans, including Mezzanine Real Estate Loans. No Change.
- B. Debt Restructuring. None.
- C. Reverse Mortgages. None.
- D. Loan-Backed Securities

- (1) Prepayment assumptions are derived from Bloomberg and broker dealer prepayment models or from empirical data.

STATEMENT AS OF JUNE 30, 2023 OF THE The Western and Southern Life Insurance Company

- (2) The Company had no other-than-temporary impairments on loan-backed and structured securities for the period ended June 30, 2023, due to the intent to sell the security or the inability or lack of intent to retain the investment in the security for a period of time sufficient to recover the amortized cost basis of the security.
- (3) The following is a list of each loan-backed and structured security with a recognized other-than-temporary impairment, for the period ended June 30, 2023, where the present value of future cash flows expected to be collected is less than the amortized cost basis of the securities:

1	2	3	4	5	6	7
CUSIP	Book/Adjusted Carrying Value Amortized Cost Before Current Period OTTI	Present Value of Projected Cash Flows	Recognized Other-Than-Temporary Impairment	Amortized Cost After Other-Than-Temporary Impairment	Fair Value at time of OTTI	Date of Financial Statement Where Reported
52521H-AJ-2	422,515	421,919	596	421,919	391,466	06/30/2023
Total	XXX	XXX	596	XXX	XXX	XXX

- (4) The following is an aggregate total of all impaired loan-backed securities (fair value is less than cost or amortized cost) for which an other-than-temporary impairment has not been recognized in earnings as a realized loss, including securities with a recognized other-than-temporary impairment for non-interest related declines when a non-recognized interest related impairment remains as of June 30, 2023:
- a. The aggregate amount of unrealized losses:
- | | |
|------------------------|------------|
| 1. Less than 12 Months | 3,639,883 |
| 2. 12 Months or Longer | 18,891,134 |
- b. The aggregate related fair value of securities with unrealized losses:
- | | |
|------------------------|-------------|
| 1. Less than 12 Months | 80,438,511 |
| 2. 12 Months or Longer | 116,442,070 |
- (5) The Company monitors investments to determine if there has been an other-than temporary decline in fair value. Factors management considers for each identified security include the following:
- a. the length of time and the extent to which the fair value is below the book/adjusted carry value;
 - b. the financial condition and near term prospects of the issuer, including specific events that may affect its operations;
 - c. for equity securities and debt securities with credit related declines in fair value, the Company's intent and ability to hold the security long enough for it to recover its value to book/adjusted carry value;
 - d. for debt securities with interest related declines in fair value, the Company's intent to sell the security before recovery of its book/adjusted carry value;
 - e. for loan-backed securities, the Company's intent and ability to hold the security long enough for it to recover its value to book/adjusted carry value;
 - f. for loan-backed securities, the Company's intent to sell the security before recovery of its book/adjusted carry value.

If the decline is judged to be other-than-temporary, an impairment charge is recorded as a net realized capital loss in the period the determination is made.

E. Dollar Repurchase Agreements and/or Securities Lending Transactions

(3) Collateral Received

- b. The fair value of that collateral and of the portion of that collateral that it has sold or repledged is \$91.3 million and \$26.6 million in the general and separate accounts, respectively.

F. Repurchase Agreements Transactions Accounted for as Secured Borrowing. No Change.

G. Reverse Repurchase Agreements Transactions Accounted for as Secured Borrowing. No Change.

H. Repurchase Agreements Transactions Accounted for as a Sale. No Change.

I. Reverse Repurchase Agreements Transactions Accounted for as a Sale. No Change.

J. Real Estate. No Change.

K. Low Income Housing Tax Credit Property Investments. No significant holdings. No Change.

L. Restricted Assets. No Change.

M. Working Capital Finance Investments. None.

N. Offsetting and Netting of Assets and Liabilities

Information related to the Company’s derivative instruments and the effects of offsetting on the balance sheet are as follows:

	Gross Amount Recognized	Amount Offset*	Net Amount Presented on Financial Statements
(1) Assets			
Derivative Instrument	—	—	—

* For derivative assets and derivative liabilities, the amount offset shall agree to Schedule DB, Part D, Section 1

STATEMENT AS OF JUNE 30, 2023 OF THE The Western and Southern Life Insurance Company

	Gross Amount Recognized	Amount Offset*	Net Amount Presented on Financial Statements
(2) Liabilities Derivative Instrument	—	—	—

* For derivative assets and derivative liabilities, the amount offset shall agree to Schedule DB, Part D, Section 1

- O. 5* Securities. No Change.
- P. Short Sales. None.
- Q. Prepayment Penalty and Acceleration Fees. None.
- R. Reporting Entity's Share of Cash Pool by Asset type. None.

- 6. Joint Ventures, Partnerships and Limited Liability Companies. No Change.
- 7. Investment Income. No Change.
- 8. Derivative Instruments. No Change.
- 9. Income Taxes. No Change.
- 10. Information Concerning Parent, Subsidiaries and Affiliates.

In March 2023, the Company paid a \$245.0 million ordinary dividend to its parent, Western & Southern Financial Group, Inc. (WSFG). The dividend was in the form of cash.

In March 2023, the Company received a \$150.0 million ordinary dividend from its subsidiary, Western-Southern Life Assurance Company. The dividend was in the form of cash.

In the first quarter of 2023, the Company sold \$80.0 million of equity securities in exchange for cash to National Integrity Life Insurance Company.

In June 2023, the Company sold \$25.0 million of equity securities in exchange for cash to its subsidiary, Gerber Life Insurance Company.

See note 11 for information relating to the Company's liabilities for borrowed money due to subsidiaries.

See note 22 for a description of the Company's sale of equity securities to a subsidiary subsequent to the financial statement date.

- 11. Debt.
 - A. The Company has an outstanding liability for borrowed money in the amount of \$42.1 million due to its subsidiary, Gerber Life Agency, LLC. Any outstanding principal is due December 15, 2026. At the option of the Company, early repayment may be made. The debt is in the form of a promissory note, and the original principal was \$50.0 million. The Company has paid \$0.7 million in interest year-to-date. Interest at 3.5% is required to be paid annually. The Company is not required to maintain a collateral security deposit with the lender.
 - The Company has an outstanding liability for borrowed money issued January 6, 2023, in the amount of \$78.0 million due to its subsidiary, Western & Southern Life Assurance Company. Any outstanding principal is due January 6, 2033. At the option of the Company, early repayment may be made. The debt is in the form of a line of credit, in which the Company can borrow up to \$100.0 million. Interest is variable, with a formula of 1 month SOFR plus 100 basis points, and is required to be paid monthly. The Company has paid \$2.1 million in interest year-to-date. The Company is not required to maintain a collateral security deposit with the lender.
 - The Company does not hold any dollar reverse repurchase agreements.

- 12. Retirement Plans, Deferred Compensation, Postemployment Benefits and Compensated Absences and Other Postretirement Benefit Plans
 - a. Defined Benefit Plan

		Pension Benefits		Postretirement Benefits		Special or Contractual Benefits Per SSAP No. 11	
		2023	2022	2023	2022	2023	2022
(4)	Components of net periodic benefit cost						
a.	Service cost	10,186,339	33,640,680	39,604	162,723	—	—
b.	Interest cost	22,949,383	29,615,325	2,359,435	2,921,128	—	—
c.	Expected return on plan assets	(37,780,216)	(91,126,398)	—	—	—	—
d.	Transition asset or obligation	—	—	—	—	—	—
e.	Gains and losses	2,086,724	9,866,827	(5,653,123)	(6,776,975)	—	—
f.	Prior service cost or credit	265,519	476,525	—	(1,391,508)	—	—
g.	Gain or loss recognized due to a settlement or curtailment	—	—	—	—	—	—
h.	Total net periodic benefit cost	(2,292,252)	(17,527,041)	(3,254,084)	(5,084,632)	—	—

- 13. Capital and Surplus, Shareholders’ Dividend Restrictions and Quasi-Reorganizations.
 - D. In March 2023, the Company paid an ordinary dividend to WSFG. Refer to Note 10 for details.

STATEMENT AS OF JUNE 30, 2023 OF THE The Western and Southern Life Insurance Company

14. Liabilities, Contingencies, and Assessments.

A. Contingent Commitments

- (2). The Company guarantees the payment of all policyholder obligations of each of the following wholly-owned subsidiaries, Western-Southern Life Assurance Company, Columbus Life Insurance Company, and Integrity Life Insurance Company. In addition, the Company guarantees all policyholder obligations of National Integrity Life Insurance Company, a wholly-owned subsidiary of Integrity Life Insurance Company, and Lafayette Life Insurance Company, an affiliated entity which is wholly owned by the Company’s parent, Western & Southern Financial Group. The Company also guarantees the financial solvency of Gerber Life Agency, LLC, a wholly-owned subsidiary. Guarantees on behalf of wholly-owned subsidiaries or on behalf of related parties that are considered to be unlimited (as in the case of the guarantee on behalf of Lafayette Life Insurance Company) are exempt from the initial liability recognition criteria in SSAP 5R and therefore no liability has been recognized in the financial statements. Due to the unlimited nature of the guarantees, the Company is unable to estimate the maximum potential amount of future payments under the guarantees. In the unlikely event the guarantees would be triggered, the Company may be permitted to take control of the underlying assets to recover all or a portion of the amounts paid under the guarantees.

15. Leases. No Change.

16. Information About Financial Instruments With Off-Balance Sheet Risk and Financial Instruments With Concentrations of Credit Risk. No change.

17. Sale, Transfer and Servicing of Financial Assets and Extinguishments of Liabilities

- B. (2) Not applicable.
(4) Not applicable.
- C. Wash Sales. No Change.

18. Gain or Loss to the Reporting Entity from Uninsured A&H Plans and the Uninsured Portion of Partially Insured Plans. No Change.

19. Direct Premium Written/Produced by Managing General Agents/Third Party Administrators. No Change.

20. Fair Value Measurements

A.

(1) Fair Value Measurements at June 30, 2023

Description for each class of asset or liability	(Level 1)	(Level 2)	(Level 3)	Net Asset Value (NAV)	Total
a. Assets at fair value					
Common stock: Unaffiliated	353,823,576	—	23,394,141	2,860,813	380,078,530
Common stock: Mutual funds	384,174,406	—	—	—	384,174,406
Preferred stock	—	22,003,878	16,597,153	—	38,601,031
Other invested assets: Residual tranche, fixed income	—	24,351,527	—	—	24,351,527
Separate account assets	741,192,964	153,801,932	—	263,127,320	1,158,122,216
Total assets at fair value	1,479,190,946	200,157,337	39,991,294	265,988,133	1,985,327,710

(2) Fair Value Measurements in Level 3 of the Fair Value Hierarchy
Quarter Ended at 06/30/2023

Description	Beginning Balance at 04/01/2023	Transfers into Level 3	Transfers out of Level 3	Total gains and (losses) included in Net Income	Total gains and (losses) included in Surplus	Purchases	Issuances	Sales	Settlements	Ending Balance at 06/30/2023
a. Assets										
Common stock: Unaffiliated	23,394,141	—	—	—	—	—	—	—	—	23,394,141
Preferred stock	16,584,653	—	—	—	12,500	—	—	—	—	16,597,153
Total Assets	39,978,794	—	—	—	12,500	—	—	—	—	39,991,294

Quarter Ended at 03/31/2023

Description	Beginning Balance at 01/01/2023	Transfers into Level 3*	Transfers out of Level 3	Total gains and (losses) included in Net Income	Total gains and (losses) included in Surplus	Purchases	Issuances	Sales	Settlements	Ending Balance at 03/31/2023
a. Assets										
Common stock: Unaffiliated	23,394,141	—	—	—	—	—	—	—	—	23,394,141
Preferred stock	15,597,155	—	—	—	(12,500)	999,998	—	—	—	16,584,653
Total Assets	38,991,296	—	—	—	(12,500)	999,998	—	—	—	39,978,794

- (3) The Company’s policy is to recognize transfers in and transfers out of levels at the beginning of each quarterly reporting period.
- (4) The fair value of preferred stock included in Level 2 has been determined by utilizing market observable inputs from third-party pricing services.

The fair value of common stock and preferred stock included in Level 3 has been determined by using broker quotes or recent financing for similar securities.

STATEMENT AS OF JUNE 30, 2023 OF THE The Western and Southern Life Insurance Company

The fair value of the fixed income residual tranche included in Level 2 has been determined by utilizing market observable inputs from third-party pricing services.

Assets held in Level 2 of the separate account include debt securities. The fair values of these investments have been determined through the use of third-party pricing services utilizing market observable inputs.

B. Not applicable.

C. The carrying amounts and fair values of the Company’s significant financial instruments were as follows:

Type of Financial Instrument	Aggregate Fair Value	Admitted Assets	(Level 1)	(Level 2)	(Level 3)	Net Asset Value (NAV)	Not Practicable (Carrying Value)
Bonds	2,545,179,005	2,713,260,614	8,868,889	2,535,049,698	1,260,418	—	—
Common stock: Unaffiliated	380,078,530	380,078,530	353,823,576	—	23,394,141	2,860,813	—
Common stock: Mutual funds	384,174,406	384,174,406	384,174,406	—	—	—	—
Preferred stock	38,601,031	38,601,031	—	22,003,878	16,597,153	—	—
Mortgage loans	50,008,577	55,270,205	—	—	50,008,577	—	—
Cash, cash equivalents, & short-term investments	29,267,192	29,247,488	29,267,192	—	—	—	—
Other invested assets: Surplus notes	36,297,567	39,001,014	—	36,297,567	—	—	—
Other invested assets: Fixed income, residual tranche	24,351,527	24,351,527	—	24,351,527	—	—	—
Securities lending reinvested collateral assets	44,603,453	44,603,453	44,603,453	—	—	—	—
Separate account assets	1,158,122,216	1,158,122,216	741,192,964	153,801,932	—	263,127,320	—
Life and annuity reserves for investment-type contracts and deposit fund liabilities	(2,599,043)	(2,684,698)	—	—	(2,599,043)	—	—
Securities lending liability	(91,810,281)	(91,810,281)	—	(91,810,281)	—	—	—

The following discussion describes the valuation methodologies utilized by the Company for assets and liabilities measured or disclosed at fair value. Fair value estimates are made at a specific point in time, based on available market information and judgments about the financial instrument, including discount rates, estimates of timing, amount of expected future cash flows and the credit standing of the issuer. Such estimates do not consider the tax impact of the realization of unrealized gains or losses. For Level 3 investments, the fair value estimates cannot be substantiated by comparison to independent markets. In addition, the disclosed fair value may not be realized in the immediate settlement of the financial instrument. As described below, certain fair values are determined through the use of third-party pricing services. Management does not adjust prices received from third-parties; however, we do analyze the third-party pricing services’ valuation methodologies and related inputs and perform additional evaluation to determine the appropriate level within the fair value hierarchy. Care should be exercised in deriving conclusions about the Company’s business, its value or financial position based on the fair value information of financial instruments presented below.

Debt Securities, Surplus Notes, Residual Tranche, and Equity Securities

The fair values of actively traded debt securities, asset/mortgage-backed securities, and surplus notes have been determined through the use of third-party pricing services utilizing market observable inputs. Less liquid private placement securities trading in less liquid or illiquid markets with limited or no pricing information are valued using either broker quotes or by discounting the expected cash flows using current market-consistent rates applicable to the yield, credit quality and maturity of each security.

The fair values of actively traded equity securities and exchange traded funds (including exchange traded funds with debt like characteristics) have been determined utilizing publicly quoted prices obtained from third-party pricing services. The fair values of certain equity securities for which no publicly quoted prices are available have been determined through the use of third-party pricing services utilizing market observable inputs. Actively traded mutual funds are valued using the net asset values of the funds. The fair values of preferred stock and common stock included in Level 3 have been determined by using broker quotes or recent financing for similar securities. For investments utilizing NAV, see Note 20E for a description.

Mortgage Loans

The fair values for mortgage loans, consisting principally of commercial real estate loans, are estimated using discounted cash flow analyses, using interest rates currently being offered for similar loans collateralized by properties with similar investment risk. The fair values for mortgage loans in default are established at the lower of the fair value of the underlying collateral less costs to sell or the carrying amount of the loan.

Cash, Cash Equivalents and Short-Term Investments

The fair values of cash, cash equivalents and short-term investments are based on quoted market prices.

Securities Lending Reinvested Collateral Assets

The fair value of securities lending reinvested collateral assets are from third-party sources utilizing publicly quoted prices.

Assets Held in Separate Accounts

Assets held in separate accounts include debt securities, equity securities, mutual funds, surplus notes, private equity, and private debt fund investments. The fair values of these assets have been determined using the same methodologies as similar assets held in the general account. For investments utilizing NAV, see Note 20E for a description.

Life and Annuity Reserves for Investment-type Contracts and Deposit Fund Liabilities

The fair value of liabilities for investment-type contracts is based on the present value of estimated liability cash flows. Present values reflect the Company’s margin for uncertainty of the timing of liability cash flows. Key assumptions to the cash flow model include the timing of policyholder withdrawals and the level of interest credited to contract balances.

Fair values for insurance reserves are not required to be disclosed. However, the estimated fair values of all insurance reserves and investment contracts are taken into consideration in the Company’s overall management of interest rate risk.

Securities Lending Liability

STATEMENT AS OF JUNE 30, 2023 OF THE The Western and Southern Life Insurance Company

The liability represents the Company’s obligation to return collateral related to securities lending transactions. The liability is short-term in nature and therefore, the fair value of the obligation approximates the carrying amount.

- D. Not applicable.
- E. Investments that use a net asset value (NAV) as a practical expedient consist mainly of equity interest in limited partnerships and limited liability companies in the separate account. These investments contain fixed income, common stock and real estate characteristics. The interests in these partnerships can be sold or transferred with prior consent from the general partner. The NAV for these investments is equal to the fair value reported on Schedule BA Part 1. The average remaining life of the investments is 16.2 years. The Company's unfunded commitment for these investments is \$79.2 million.

A collective trust in the separate account utilizing NAV is primarily investing in domestic fixed income securities. Shares in the trust can be redeemed at their net asset value. The NAV for this investment is \$10.60.

Common stock utilizing NAV as a practical expedient consist of an investment in a business development corporation as defined by the Investment Company Act of 1940. The investment can be sold or transferred with prior consent from the corporation. The NAV for this investment is \$14.89.

The Company does not intend to sell any investments utilizing NAV.

21. Other Items. No Change.

22. Events Subsequent.

In July 2023, the Company sold \$24.0 million of equity securities in exchange for cash to its subsidiary, Gerber Life Insurance Company.

23. Reinsurance. No Change.

24. Retrospectively Rated Contracts and Contracts Subject to Redetermination.

- E. Risk Sharing Provisions of the Affordable Care Act.

- (1) Did the reporting entity write accident and health insurance premium which is subject to the Affordable Care Act risk sharing provisions (YES/NO)?

Yes [] No [X]

STATEMENT AS OF JUNE 30, 2023 OF THE The Western and Southern Life Insurance Company

(2)	Impact of Risk Sharing Provisions of the Affordable Care Act on Admitted Assets, Liabilities and Revenue for the Current Year	AMOUNT
a.	Permanent ACA Risk Adjustment Program	
	Assets	
	1. Premium adjustments receivable due to ACA Risk Adjustment	—
	Liabilities	
	2. Risk adjustment user fees payable for ACA Risk Adjustment	—
	3. Premium adjustments payable due to ACA Risk Adjustment	—
	Operations (Revenue & Expense)	
	4. Reported as revenue in premium for accident and health contracts (written/collected) due to ACA Risk Adjustment	—
	5. Reported in expenses as ACA risk adjustment user fees (incurred/paid)	—
b.	Transitional ACA Reinsurance Program	
	Assets	
	1. Amounts recoverable for claims paid due to ACA Reinsurance	—
	2. Amounts recoverable for claims unpaid due to ACA Reinsurance (Contra Liability)	—
	3. Amounts receivable relating to uninsured plans for contributions for ACA Reinsurance	—
	Liabilities	
	4. Liabilities for contributions payable due to ACA Reinsurance - not reported as ceded premium	—
	5. Ceded reinsurance premiums payable due to ACA Reinsurance	—
	6. Liabilities for amounts held under uninsured plans contributions for ACA Reinsurance	—
	Operations (Revenue & Expense)	
	7. Ceded reinsurance premiums due to ACA Reinsurance	—
	8. Reinsurance recoveries (income statement) due to ACA Reinsurance payments or expected payments	—
	9. ACA Reinsurance contributions - not reported as ceded premium	—
c.	Temporary ACA Risk Corridors Program	
	Assets	
	1. Accrued retrospective premium due to ACA Risk Corridors	—
	Liabilities	
	2. Reserve for rate credits or policy experience rating refunds due to ACA Risk Corridors	—
	Operations (Revenue & Expense)	
	3. Effect of ACA Risk Corridors on net premium income (paid/received)	—
	4. Effect of ACA Risk Corridors on change in reserves for rate credits	—

(3) Roll forward of prior year ACA risk sharing provisions for the following asset (gross of any nonadmission) and liability balances along with the reasons for adjustments to prior year balance.

	Accrued During the Prior Year on Business Written Before December 31 of the Prior Year		Received or Paid as of the Current Year on Business Written Before December 31 of the Prior Year		Differences		Adjustments		Unsettled Balances as of the Reporting Date		
					Prior Year Accrued Less Payments (Col 1 - 3)	Prior Year Accrued Less Payments (Col 2 - 4)	To Prior Year Balances	To Prior Year Balances		Cumulative Balance from Prior Years (Col 1 - 3 + 7)	Cumulative Balance from Prior Years (Col 2 - 4 + 8)
	1	2	3	4	5	6	7	8		9	10
	Receivable	(Payable)	Receivable	(Payable)	Receivable	(Payable)	Receivable	(Payable)	Ref	Receivable	(Payable)
a. Permanent ACA Risk Adjustment Program											
1. Premium adjustments receivable					—	—			A	—	—
2. Premium adjustments (payable)					—	—			B	—	—
3. Subtotal ACA Permanent Risk Adjustment Program	—	—	—	—	—	—	—	—		—	—
b. Transitional ACA Reinsurance Program					—	—				—	—
1. Amounts recoverable for claims paid					—	—			C	—	—
2. Amounts recoverable for claims unpaid (contra liability)					—	—			D	—	—
3. Amounts receivable relating to uninsured plans					—	—			E	—	—
4. Liabilities for contributions payable due to ACA Reinsurance - not reported as ceded premium					—	—			F	—	—
5. Ceded reinsurance premiums payable					—	—			G	—	—
6. Liability for amounts held under uninsured plans					—	—			H	—	—
7. Subtotal ACA Transitional Reinsurance Program	—	—	—	—	—	—	—	—		—	—
c. Temporary ACA Risk Corridors Program					—	—				—	—
1. Accrued retrospective premium					—	—			I	—	—
2. Reserve for rate credits or policy experience rating refunds					—	—			J	—	—
3. Subtotal ACA Risk Corridors Program	—	—	—	—	—	—	—	—		—	—
d. Total for ACA Risk Sharing Provisions	—	—	—	—	—	—	—	—		—	—

(4) Roll-Forward of Risk Corridors Asset and Liability Balances by Program Benefit Year

Risk Corridors Program Year	Accrued During the Prior Year on Business Written Before Dec 31 of the Prior Year		Received or Paid as of the Current Year on Business Written Before Dec 31 of the Prior Year		Differences		Adjustments			Unsettled Balances as of the Reporting Date	
					Prior Year Accrued Less Payments (Col 1 - 3)	Prior Year Accrued Less Payments (Col 2 - 4)	To Prior Year Balances	To Prior Year Balances		Cumulative Balance from Prior Years (Col 1 - 3 + 7)	Cumulative Balance from Prior Years (Col 2 - 4 + 8)
	1	2	3	4	5	6	7	8		9	10
	Receivable	(Payable)	Receivable	(Payable)	Receivable	(Payable)	Receivable	(Payable)	Ref	Receivable	(Payable)
a. 2014											
1. Accrued retrospective premium					—	—			A	—	—
2. Reserve for rate credits or policy experience rating refunds					—	—			B	—	—
b. 2015											
1. Accrued retrospective premium					—	—			C	—	—
2. Reserve for rate credits or policy experience rating refunds					—	—			D	—	—
c. 2016											
1. Accrued retrospective premium					—	—			E	—	—
2. Reserve for rate credits or policy experience rating refunds					—	—			F	—	—
d. Total Risk Corridors	—	—	—	—	—	—	—	—		—	—

(5) ACA Risk Corridors Receivable as of Reporting Date

Risk Corridors Program Year	1	2	3	4	5	6
	Estimated Amount to be Filed or Final Amount Filed	Non-accrued Amounts for Impairment or Other Reasons	Amounts	Asset Balance (Gross of Non-admissions)	Non-admitted Amount	Net Admitted Asset (4 - 5)
a. 2014						
b. 2015						
c. 2016						
d. Total (a + b + c)	—	—	—	—	—	—

24E(5)d (Column 4) should equal 24E(3)c1 (Column 9)
24E(5)d (Column 6) should equal 24E(2)c1

25. Change in Incurred Losses and Loss Adjustment Expenses. No Change.
26. Intercompany Pooling Arrangements. No Change.
27. Structured Settlements. No Change.
28. Health Care Receivables. No Change.
29. Participating Policies. No Change.
30. Premium Deficiency Reserves. No Change.
31. Reserves for Life Contracts and Annuity Contracts. No Change.
32. Analysis of Annuity Actuarial Reserves and Deposit Type Liabilities by Withdrawal Characteristics. No Change.
33. Analysis of Life Actuarial Reserves by Withdrawal Characteristics. No Change.
34. Premiums and Annuity Consideration Deferred and Uncollected. No Change.
35. Separate Accounts. No Change.
36. Loss/Claim Adjustment Expenses. No Change.

STATEMENT AS OF JUNE 30, 2023 OF THE The Western and Southern Life Insurance Company

GENERAL INTERROGATORIES

PART 1 - COMMON INTERROGATORIES

GENERAL

1.1

Did the reporting entity experience any material transactions requiring the filing of Disclosure of Material Transactions with the State of Domicile, as required by the Model Act?

Yes [] No [X]

1.2

If yes, has the report been filed with the domiciliary state?

Yes [] No []

2.1

Has any change been made during the year of this statement in the charter, by-laws, articles of incorporation, or deed of settlement of the reporting entity?

Yes [] No [X]

2.2

If yes, date of change:

3.1

Is the reporting entity a member of an Insurance Holding Company System consisting of two or more affiliated persons, one or more of which is an insurer?
If yes, complete Schedule Y, Parts 1 and 1A.

Yes [X] No []

3.2

Have there been any substantial changes in the organizational chart since the prior quarter end?

Yes [] No [X]

3.3

If the response to 3.2 is yes, provide a brief description of those changes.

3.4

Is the reporting entity publicly traded or a member of a publicly traded group?

Yes [] No [X]

3.5

If the response to 3.4 is yes, provide the CIK (Central Index Key) code issued by the SEC for the entity/group.

4.1

Has the reporting entity been a party to a merger or consolidation during the period covered by this statement?

Yes [] No [X]

4.2

If yes, provide the name of the entity, NAIC Company Code, and state of domicile (use two letter state abbreviation) for any entity that has ceased to exist as a result of the merger or consolidation.

1	2	3
Name of Entity	NAIC Company Code	State of Domicile

5.

If the reporting entity is subject to a management agreement, including third-party administrator(s), managing general agent(s), attorney-in-fact, or similar agreement, have there been any significant changes regarding the terms of the agreement or principals involved?
If yes, attach an explanation.

Yes [] No [] N/A [X]

6.1

State as of what date the latest financial examination of the reporting entity was made or is being made.

12/31/2022

6.2

State the as of date that the latest financial examination report became available from either the state of domicile or the reporting entity. This date should be the date of the examined balance sheet and not the date the report was completed or released.

12/31/2017

6.3

State as of what date the latest financial examination report became available to other states or the public from either the state of domicile or the reporting entity. This is the release date or completion date of the examination report and not the date of the examination (balance sheet date).

05/30/2019

6.4

By what department or departments?
Ohio Department of Insurance

6.5

Have all financial statement adjustments within the latest financial examination report been accounted for in a subsequent financial statement filed with Departments?

Yes [] No [] N/A [X]

6.6

Have all of the recommendations within the latest financial examination report been complied with?

Yes [] No [] N/A [X]

7.1

Has this reporting entity had any Certificates of Authority, licenses or registrations (including corporate registration, if applicable) suspended or revoked by any governmental entity during the reporting period?

Yes [] No [X]

7.2

If yes, give full information:

8.1

Is the company a subsidiary of a bank holding company regulated by the Federal Reserve Board?

Yes [] No [X]

8.2

If response to 8.1 is yes, please identify the name of the bank holding company.

8.3

Is the company affiliated with one or more banks, thrifts or securities firms?

Yes [X] No []

8.4

If response to 8.3 is yes, please provide below the names and location (city and state of the main office) of any affiliates regulated by a federal regulatory services agency [i.e. the Federal Reserve Board (FRB), the Office of the Comptroller of the Currency (OCC), the Federal Deposit Insurance Corporation (FDIC) and the Securities Exchange Commission (SEC)] and identify the affiliate's primary federal regulator.

1	2	3	4	5	6
Affiliate Name	Location (City, State)	FRB	OCC	FDIC	SEC
W&S Brokerage Services, Inc.	Cincinnati, Ohio				YES...
Fort Washington Investment Advisors, Inc.	Cincinnati, Ohio				YES...
Touchstone Advisors, Inc.	Cincinnati, Ohio				YES...
Touchstone Securities, Inc.	Cincinnati, Ohio				YES...
Eagle Realty Capital Partners, LLC	Cincinnati, Ohio				YES...

STATEMENT AS OF JUNE 30, 2023 OF THE The Western and Southern Life Insurance Company

GENERAL INTERROGATORIES

9.1

Are the senior officers (principal executive officer, principal financial officer, principal accounting officer or controller, or persons performing similar functions) of the reporting entity subject to a code of ethics, which includes the following standards?
(a) Honest and ethical conduct, including the ethical handling of actual or apparent conflicts of interest between personal and professional relationships;
(b) Full, fair, accurate, timely and understandable disclosure in the periodic reports required to be filed by the reporting entity;
(c) Compliance with applicable governmental laws, rules and regulations;
(d) The prompt internal reporting of violations to an appropriate person or persons identified in the code; and
(e) Accountability for adherence to the code.

Yes [X] No []

9.11

If the response to 9.1 is No, please explain:
.....

9.2

Has the code of ethics for senior managers been amended?

Yes [] No [X]

9.21

If the response to 9.2 is Yes, provide information related to amendment(s).
.....

9.3

Have any provisions of the code of ethics been waived for any of the specified officers?

Yes [] No [X]

9.31

If the response to 9.3 is Yes, provide the nature of any waiver(s).
.....

FINANCIAL

10.1

Does the reporting entity report any amounts due from parent, subsidiaries or affiliates on Page 2 of this statement?

Yes [X] No []

10.2

If yes, indicate any amounts receivable from parent included in the Page 2 amount:\$.....1,208,186

INVESTMENT

11.1

Were any of the stocks, bonds, or other assets of the reporting entity loaned, placed under option agreement, or otherwise made available for use by another person? (Exclude securities under securities lending agreements.)

Yes [] No [X]

11.2

If yes, give full and complete information relating thereto:
.....

12.

Amount of real estate and mortgages held in other invested assets in Schedule BA:\$.....1,375,895,878

13.

Amount of real estate and mortgages held in short-term investments:\$.....

14.1

Does the reporting entity have any investments in parent, subsidiaries and affiliates?

Yes [X] No []

14.2

If yes, please complete the following:

	1 Prior Year-End Book/Adjusted Carrying Value	2 Current Quarter Book/Adjusted Carrying Value
14.21 Bonds	\$0	\$.....
14.22 Preferred Stock	\$0	\$.....
14.23 Common Stock	\$4,612,550,246	\$.....4,506,420,300
14.24 Short-Term Investments	\$0	\$.....
14.25 Mortgage Loans on Real Estate	\$0	\$.....
14.26 All Other	\$2,260,110,097	\$.....2,270,278,778
14.27 Total Investment in Parent, Subsidiaries and Affiliates (Subtotal Lines 14.21 to 14.26)	\$6,872,660,343	\$.....6,776,699,078
14.28 Total Investment in Parent included in Lines 14.21 to 14.26 above	\$	\$.....

15.1

Has the reporting entity entered into any hedging transactions reported on Schedule DB?

Yes [] No [X]

15.2

If yes, has a comprehensive description of the hedging program been made available to the domiciliary state? Yes [] No [] N/A [X]
If no, attach a description with this statement.
.....

16.

For the reporting entity's security lending program, state the amount of the following as of the current statement date:

16.1

Total fair value of reinvested collateral assets reported on Schedule DL, Parts 1 and 2.

\$91,302,810

16.2

Total book/adjusted carrying value of reinvested collateral assets reported on Schedule DL, Parts 1 and 2

\$91,333,175

16.3

Total payable for securities lending reported on the liability page.

\$91,810,281

8.1

STATEMENT AS OF JUNE 30, 2023 OF THE The Western and Southern Life Insurance Company

GENERAL INTERROGATORIES

17. Excluding items in Schedule E - Part 3 - Special Deposits, real estate, mortgage loans and investments held physically in the reporting entity's offices, vaults or safety deposit boxes, were all stocks, bonds and other securities, owned throughout the current year held pursuant to a custodial agreement with a qualified bank or trust company in accordance with Section 1, III - General Examination Considerations, F. Outsourcing of Critical Functions, Custodial or Safekeeping Agreements of the NAIC Financial Condition Examiners Handbook? Yes [X] No []
- 17.1 For all agreements that comply with the requirements of the NAIC Financial Condition Examiners Handbook, complete the following:

1 Name of Custodian(s)	2 Custodian Address
BANK OF NEW YORK MELLON	ONE WALL STREET NY NY 10286
MORGAN STANLEY	1300 THAMES ST BALTIMORE MD 21231
PERSHING ADVISOR SOLUTIONS	1 Pershing Plaza, 4th Floor Jersey City NJ 07399

- 17.2 For all agreements that do not comply with the requirements of the NAIC Financial Condition Examiners Handbook, provide the name, location and a complete explanation:

1 Name(s)	2 Location(s)	3 Complete Explanation(s)

- 17.3 Have there been any changes, including name changes, in the custodian(s) identified in 17.1 during the current quarter? Yes [] No [X]
- 17.4 If yes, give full information relating thereto:

1 Old Custodian	2 New Custodian	3 Date of Change	4 Reason

- 17.5 Investment management – Identify all investment advisors, investment managers, broker/dealers, including individuals that have the authority to make investment decisions on behalf of the reporting entity. For assets that are managed internally by employees of the reporting entity, note as such. ["...that have access to the investment accounts"; "...handle securities"]

1 Name of Firm or Individual	2 Affiliation
FT WASHINGTON INVESTMENT ADVISORS	A.....

- 17.5097 For those firms/individuals listed in the table for Question 17.5, do any firms/individuals unaffiliated with the reporting entity (i.e. designated with a "U") manage more than 10% of the reporting entity's invested assets?..... Yes [] No [X]

- 17.5098 For firms/individuals unaffiliated with the reporting entity (i.e. designated with a "U") listed in the table for Question 17.5, does the total assets under management aggregate to more than 50% of the reporting entity's invested assets?..... Yes [] No [X]

- 17.6 For those firms or individuals listed in the table for 17.5 with an affiliation code of "A" (affiliated) or "U" (unaffiliated), provide the information for the table below.

1 Central Registration Depository Number	2 Name of Firm or Individual	3 Legal Entity Identifier (LEI)	4 Registered With Securities Exchange Commission	5 Investment Management Agreement (IMA) Filed
107126	FT WASHINGTON INVESTMENT ADVISORS	KSRXYW3EHSEF8KM62609		DS.....

- 18.1 Have all the filing requirements of the Purposes and Procedures Manual of the NAIC Investment Analysis Office been followed? Yes [X] No []
- 18.2 If no, list exceptions:

19. By self-designating 5GI securities, the reporting entity is certifying the following elements for each self-designated 5GI security:
- a. Documentation necessary to permit a full credit analysis of the security does not exist or an NAIC CRP credit rating for an FE or PL security is not available.
 - b. Issuer or obligor is current on all contracted interest and principal payments.
 - c. The insurer has an actual expectation of ultimate payment of all contracted interest and principal.
- Has the reporting entity self-designated 5GI securities? Yes [X] No []

20. By self-designating PLGI securities, the reporting entity is certifying the following elements of each self-designated PLGI security:
- a. The security was purchased prior to January 1, 2018.
 - b. The reporting entity is holding capital commensurate with the NAIC Designation reported for the security.
 - c. The NAIC Designation was derived from the credit rating assigned by an NAIC CRP in its legal capacity as a NRSRO which is shown on a current private letter rating held by the insurer and available for examination by state insurance regulators.
 - d. The reporting entity is not permitted to share this credit rating of the PL security with the SVO.
- Has the reporting entity self-designated PLGI securities? Yes [] No [X]

21. By assigning FE to a Schedule BA non-registered private fund, the reporting entity is certifying the following elements of each self-designated FE fund:
- a. The shares were purchased prior to January 1, 2019.
 - b. The reporting entity is holding capital commensurate with the NAIC Designation reported for the security.
 - c. The security had a public credit rating(s) with annual surveillance assigned by an NAIC CRP in its legal capacity as an NRSRO prior to January 1, 2019.
 - d. The fund only or predominantly holds bonds in its portfolio.
 - e. The current reported NAIC Designation was derived from the public credit rating(s) with annual surveillance assigned by an NAIC CRP in its legal capacity as an NRSRO.
 - f. The public credit rating(s) with annual surveillance assigned by an NAIC CRP has not lapsed.
- Has the reporting entity assigned FE to Schedule BA non-registered private funds that complied with the above criteria? Yes [X] No []

STATEMENT AS OF JUNE 30, 2023 OF THE The Western and Southern Life Insurance Company

GENERAL INTERROGATORIES

PART 2 - LIFE AND ACCIDENT AND HEALTH COMPANIES/FRATERNAL BENEFIT SOCIETIES

Life and Accident Health Companies/Fraternal Benefit Societies:

1.

Report the statement value of mortgage loans at the end of this reporting period for the following categories:

1

Amount

1.1

Long-Term Mortgages In Good Standing

1.11

Farm Mortgages

\$

1.12

Residential Mortgages

\$

1.13

Commercial Mortgages

\$

55,226,371

1.14

Total Mortgages in Good Standing

\$

55,226,371

1.2

Long-Term Mortgages In Good Standing with Restructured Terms

1.21

Total Mortgages in Good Standing with Restructured Terms

\$

43,834

1.3

Long-Term Mortgage Loans Upon which Interest is Overdue more than Three Months

1.31

Farm Mortgages

\$

1.32

Residential Mortgages

\$

1.33

Commercial Mortgages

\$

1.34

Total Mortgages with Interest Overdue more than Three Months

\$

0

1.4

Long-Term Mortgage Loans in Process of Foreclosure

1.41

Farm Mortgages

\$

1.42

Residential Mortgages

\$

1.43

Commercial Mortgages

\$

1.44

Total Mortgages in Process of Foreclosure

\$

0

1.5

Total Mortgage Loans (Lines 1.14 + 1.21 + 1.34 + 1.44) (Page 2, Column 3, Lines 3.1 + 3.2)

\$

55,270,205

1.6

Long-Term Mortgages Foreclosed, Properties Transferred to Real Estate in Current Quarter

1.61

Farm Mortgages

\$

1.62

Residential Mortgages

\$

1.63

Commercial Mortgages

\$

1.64

Total Mortgages Foreclosed and Transferred to Real Estate

\$

0

2.

Operating Percentages:

2.1

A&H loss percent

72.400

%

2.2

A&H cost containment percent

2.000

%

2.3

A&H expense percent excluding cost containment expenses

78.200

%

3.1

Do you act as a custodian for health savings accounts?

Yes

[]

No

[X]

3.2

If yes, please provide the amount of custodial funds held as of the reporting date

\$

3.3

Do you act as an administrator for health savings accounts?

Yes

[]

No

[X]

3.4

If yes, please provide the balance of the funds administered as of the reporting date

\$

4.

Is the reporting entity licensed or chartered, registered, qualified, eligible or writing business in at least two states?

Yes

[X]

No

[]

4.1

If no, does the reporting entity assume reinsurance business that covers risks residing in at least one state other than the state of domicile of the reporting entity?

Yes

[]

No

[]

Fraternal Benefit Societies Only:

5.1

In all cases where the reporting entity has assumed accident and health risks from another company, provisions should be made in this statement on account of such reinsurances for reserve equal to that which the original company would have been required to establish had it retained the risks. Has this been done?

Yes

[]

No

[]

N/A

[]

5.2

If no, explain:

6.1

Does the reporting entity have outstanding assessments in the form of liens against policy benefits that have increased surplus?

Yes

[]

No

[]

6.2

If yes, what is the date(s) of the original lien and the total outstanding balance of liens that remain in surplus?

Date	Outstanding Lien Amount

STATEMENT AS OF JUNE 30, 2023 OF THE The Western and Southern Life Insurance Company

SCHEDULE S - CEDED REINSURANCE

Showing All New Reinsurance Treaties - Current Year to Date

1	2	3	4	5	6	7	8	9	10
NAIC Company Code	ID Number	Effective Date	Name of Reinsurer	Domiciliary Jurisdiction	Type of Reinsurance Ceded	Type of Business Ceded	Type of Reinsurer	Certified Reinsurer Rating (1 through 6)	Effective Date of Certified Reinsurer Rating
			NONE						

STATEMENT AS OF JUNE 30, 2023 OF THE The Western and Southern Life Insurance Company

SCHEDULE T - PREMIUMS AND ANNUITY CONSIDERATIONS

Current Year To Date - Allocated by States and Territories

States, Etc.			1	Direct Business Only					
				Life Contracts		4 Accident and Health Insurance Premiums, Including Policy, Membership and Other Fees	5 Other Considerations	6 Total Columns 2 Through 5	7 Deposit-Type Contracts
				2 Life Insurance Premiums	3 Annuity Considerations				
Active Status (a)									
1.	Alabama	AL	L	112,882	0	17,458	0	130,340	0
2.	Alaska	AK	N	42,054	0	1,114	0	43,168	0
3.	Arizona	AZ	L	399,739	0	30,785	0	430,524	0
4.	Arkansas	AR	L	62,371	0	6,989	0	69,360	0
5.	California	CA	L	5,153,743	116	329,323	0	5,483,182	0
6.	Colorado	CO	L	135,395	0	10,491	0	145,886	0
7.	Connecticut	CT	L	14,867	0	1,220	0	16,087	0
8.	Delaware	DE	L	28,957	0	2,492	0	31,449	0
9.	District of Columbia	DC	L	101,337	0	6,848	0	108,185	0
10.	Florida	FL	L	3,434,884	0	652,803	0	4,087,687	0
11.	Georgia	GA	L	703,567	0	62,058	0	765,625	0
12.	Hawaii	HI	L	12,281	0	512	0	12,793	0
13.	Idaho	ID	L	33,040	0	322	0	33,362	0
14.	Illinois	IL	L	11,165,127	0	670,476	0	11,835,603	0
15.	Indiana	IN	L	6,225,628	0	1,270,008	0	7,495,636	0
16.	Iowa	IA	L	82,700	0	3,309	0	86,009	0
17.	Kansas	KS	L	313,813	0	76,321	0	390,134	0
18.	Kentucky	KY	L	2,297,938	0	602,727	0	2,900,665	0
19.	Louisiana	LA	L	3,205,899	0	112,104	0	3,318,003	0
20.	Maine	ME	N	3,126	0	1,112	0	4,238	0
21.	Maryland	MD	L	1,167,488	0	54,857	0	1,222,345	0
22.	Massachusetts	MA	N	17,136	0	3,004	0	20,140	0
23.	Michigan	MI	L	2,695,377	0	320,304	0	3,015,681	0
24.	Minnesota	MN	L	1,023,982	0	26,275	0	1,050,257	0
25.	Mississippi	MS	L	67,379	0	3,202	0	70,581	0
26.	Missouri	MO	L	1,609,555	0	208,528	0	1,818,083	0
27.	Montana	MT	L	9,096	0	732	0	9,828	0
28.	Nebraska	NE	L	8,836	0	205	0	9,041	0
29.	Nevada	NV	L	176,971	0	21,162	0	198,133	0
30.	New Hampshire	NH	L	5,057	0	485	0	5,542	0
31.	New Jersey	NJ	L	103,229	0	5,232	0	108,461	0
32.	New Mexico	NM	L	19,167	0	1,418	0	20,585	0
33.	New York	NY	N	70,902	0	11,509	0	82,411	0
34.	North Carolina	NC	L	7,304,981	(32)	1,717,783	0	9,022,732	0
35.	North Dakota	ND	L	13,560	0	0	0	13,560	0
36.	Ohio	OH	L	20,633,053	1,463	3,339,981	0	23,974,497	0
37.	Oklahoma	OK	L	111,463	0	12,374	0	123,837	0
38.	Oregon	OR	L	73,095	0	1,559	0	74,654	0
39.	Pennsylvania	PA	L	4,282,291	0	551,639	0	4,833,930	0
40.	Rhode Island	RI	L	2,027	0	63	0	2,090	0
41.	South Carolina	SC	L	775,245	0	124,881	0	900,126	0
42.	South Dakota	SD	L	4,981	0	1,136	0	6,117	0
43.	Tennessee	TN	L	663,037	0	221,698	0	884,735	0
44.	Texas	TX	L	2,682,571	0	339,655	0	3,022,226	0
45.	Utah	UT	L	24,468	0	609	0	25,077	0
46.	Vermont	VT	L	1,468	0	341	0	1,809	0
47.	Virginia	VA	L	346,423	0	48,356	0	394,779	0
48.	Washington	WA	L	91,175	0	10,014	0	101,189	0
49.	West Virginia	WV	L	1,441,301	0	456,356	0	1,897,657	0
50.	Wisconsin	WI	L	808,529	0	22,743	0	831,272	0
51.	Wyoming	WY	L	4,977	0	144	0	5,121	0
52.	American Samoa	AS	N	0	0	0	0	0	0
53.	Guam	GU	N	0	0	0	0	0	0
54.	Puerto Rico	PR	N	3,196	0	369	0	3,565	0
55.	U.S. Virgin Islands	VI	N	473	0	0	0	473	0
56.	Northern Mariana Islands	MP	N	0	0	0	0	0	0
57.	Canada	CAN	N	14	0	0	0	14	0
58.	Aggregate Other Aliens	OT	XXX	29,737	0	946	0	30,683	0
59.	Subtotal	XXX		79,801,588	1,547	11,366,032	0	91,169,167	0
90.	Reporting entity contributions for employee benefits plans	XXX		1,243,725	0	0	0	1,243,725	0
91.	Dividends or refunds applied to purchase paid-up additions and annuities	XXX		12,798,558	387	0	0	12,798,945	0
92.	Dividends or refunds applied to shorten endowment or premium paying period	XXX		0	0	0	0	0	0
93.	Premium or annuity considerations waived under disability or other contract provisions	XXX		1,014,520	0	0	0	1,014,520	0
94.	Aggregate or other amounts not allocable by State	XXX		0	0	0	0	0	0
95.	Totals (Direct Business)	XXX		94,858,391	1,934	11,366,032	0	106,226,357	0
96.	Plus Reinsurance Assumed	XXX		346,755	0	0	0	346,755	0
97.	Totals (All Business)	XXX		95,205,146	1,934	11,366,032	0	106,573,112	0
98.	Less Reinsurance Ceded	XXX		975,032	0	1,938,072	0	2,913,104	0
99.	Totals (All Business) less Reinsurance Ceded	XXX		94,230,114	1,934	9,427,960	0	103,660,008	0
DETAILS OF WRITE-INS									
58001.	ZZZ Other Alien	XXX		28,177	0	946	0	29,123	0
58002.	MEX Mexico	XXX		1,560	0	0	0	1,560	0
58003.		XXX							
58998.	Summary of remaining write-ins for Line 58 from overflow page	XXX		0	0	0	0	0	0
58999.	Totals (Lines 58001 through 58003 plus 58998)(Line 58 above)	XXX		29,737	0	946	0	30,683	0
9401.		XXX							
9402.		XXX							
9403.		XXX							
9498.	Summary of remaining write-ins for Line 94 from overflow page	XXX		0	0	0	0	0	0
9499.	Totals (Lines 9401 through 9403 plus 9498)(Line 94 above)	XXX		0	0	0	0	0	0

(a) Active Status Counts:

1. L - Licensed or Chartered - Licensed insurance carrier or domiciled RRG.....	47	4. Q - Qualified - Qualified or accredited reinsurer.....	0
2. R - Registered - Non-domiciled RRGs.....	0	5. N - None of the above - Not allowed to write business in the state.....	10
3. E - Eligible - Reporting entities eligible or approved to write surplus lines in the state.....	0		

SCHEDULE Y – INFORMATION CONCERNING ACTIVITIES OF INSURER MEMBERS OF A HOLDING COMPANY GROUP
PART 1 – ORGANIZATIONAL CHART

	<u>NAIC#</u>	<u>TIN#</u>
PARENT - WESTERN & SOUTHERN MUTUAL HOLDING COMPANY, OH (NON-INSURER)		31-1732405
SUBSIDIARY - WESTERN & SOUTHERN FINANCIAL GROUP, INC., OH (NON-INSURER)		31-1732404
SUBSIDIARY - WESTAD LEASING LLC, OH (NON-INSURER)		84-3195821
SUBSIDIARY - THE LAFAYETTE LIFE INSURANCE COMPANY, OH (INSURER)	65242	35-0457540
SUBSIDIARY - LLIA, INC., OH (NON-INSURER)		35-2123483
SUBSIDIARY - THE WESTERN AND SOUTHERN LIFE INSURANCE COMPANY, OH (INSURER)	70483	31-0487145
SUBSIDIARY - WESTERN-SOUTHERN LIFE ASSURANCE COMPANY, OH (INSURER)	92622	31-1000236
SUBSIDIARY - IFS FINANCIAL SERVICES, INC., OH (NON-INSURER)		31-1328371
SUBSIDIARY - W&S BROKERAGE SERVICES, INC., OH (NON-INSURER)		31-0846576
SUBSIDIARY - W&S FINANCIAL GROUP DISTRIBUTORS, INC., OH (NON-INSURER)		31-1334221
SUBSIDIARY - COLUMBUS LIFE INSURANCE COMPANY, OH (INSURER)	99937	31-1191427
SUBSIDIARY - INTEGRITY LIFE INSURANCE COMPANY, OH (INSURER)	74780	86-0214103
SUBSIDIARY - NATIONAL INTEGRITY LIFE INSURANCE COMPANY, NY (INSURER)	75264	16-0958252
SUBSIDIARY - GERBER LIFE INSURANCE COMPANY, NY (INSURER)	70939	13-2611847
SUBSIDIARY - GERBER LIFE AGENCY, LLC, OH (NON-INSURER)		43-2081325
SUBSIDIARY - WESTERN & SOUTHERN INVESTMENT HOLDINGS, LLC, OH (NON-INSURER)		06-1804434
SUBSIDIARY - EAGLE REALTY GROUP, LLC, OH (NON-INSURER)		31-1018957
SUBSIDIARY - FORT WASHINGTON INVESTMENT ADVISORS, INC., OH (NON-INSURER)		31-1301863
SUBSIDIARY - FABRIC TECHNOLOGIES, INC., NY (NON-INSURER)		47-5482199

STATEMENT AS OF JUNE 30, 2023 OF THE The Western and Southern Life Insurance Company

SCHEDULE Y
PART 1A - DETAIL OF INSURANCE HOLDING COMPANY SYSTEM

1	2	3	4	5	6	7	8	9	10	11	12	13	14	15	16
Group Code	Group Name	NAIC Company Code	ID Number	Federal RSSD	CIK	Name of Securities Exchange if Publicly Traded (U.S. or International)	Names of Parent, Subsidiaries Or Affiliates	Domi-ciliary Location	Relation-ship to Reporting Entity	Directly Controlled by (Name of Entity/Person)	Type of Control (Ownership, Board, Management, Attorney-in-Fact, Influence, Other)	If Control is Ownership Provide Percen-tage	Ultimate Controlling Entity(ies)/Person(s)	Is an SCA Filing Re-quired? (Yes/No)	*
. 0836 ...	Western-Southern Group 00000	88-3067073	1020 Winter Springs JV, LLC FL..... NIA.....	WS Real Estate Holdings LLC	Ownership.....	..67.000	Western & Southern Mutual Holding Co NO.....
. 0836 ...	Western-Southern Group 00000	88-3192792	2378 Park Holdings, LLC OH..... NIA.....	WS Real Estate Holdings LLC	Ownership.....	..94.000	Western & Southern Mutual Holding Co NO.....
. 0836 ...	Western-Southern Group 00000	81-3013986	309 Holdings, LLC OH..... NIA.....	The Western and Southern Life Insurance Co	Ownership.....	..1.000	Western & Southern Mutual Holding Co NO.....
. 0836 ...	Western-Southern Group 00000	81-3013986	309 Holdings, LLC OH..... NIA.....	WS Real Estate Holdings LLC	Ownership.....	..48.000	Western & Southern Mutual Holding Co NO.....
. 0836 ...	Western-Southern Group 00000	27-1594103	506 Phelps Holdings, LLC OH..... NIA.....	WS Real Estate Holdings LLC	Ownership.....	..98.000	Western & Southern Mutual Holding Co NO.....
. 0836 ...	Western-Southern Group 00000	88-1614351	The Western and Southern Life Insurance Co
. 0836 ...	Western-Southern Group 00000	88-1614351	AI Neyer Industrial Fund II-Q LLC OH..... NIA.....	The Western and Southern Life Insurance Co	Ownership.....	..4.500	Western & Southern Mutual Holding Co NO.....
. 0836 ...	Western-Southern Group 00000	86-1791268	Alta 287 Venture LLC TX..... NIA.....	WS Real Estate Holdings LLC	Ownership.....	..98.000	Western & Southern Mutual Holding Co NO.....
. 0836 ...	Western-Southern Group 00000	84-5144260	Alta at Horizon West, LLC FL..... NIA.....	WS Real Estate Holdings LLC	Ownership.....	..98.000	Western & Southern Mutual Holding Co NO.....
. 0836 ...	Western-Southern Group 00000	87-4797036	Azalea Apartment Venture, LLC NC..... NIA.....	WS Real Estate Holdings LLC	Ownership.....	..47.000	Western & Southern Mutual Holding Co NO.....
. 0836 ...	Western-Southern Group 00000	83-3057118	Beardsley Inv. Holdings,LLC AZ..... NIA.....	WSLR Holdings LLC	Ownership.....	..98.000	Western & Southern Mutual Holding Co NO.....
. 0836 ...	Western-Southern Group 00000	87-4690994	BGA Capital, LLC IL..... NIA.....	WS Real Estate Holdings LLC	Ownership.....	..47.000	Western & Southern Mutual Holding Co NO.....
. 0836 ...	Western-Southern Group 00000	83-4499681	Blackstone Real Estate Investment Trust NY..... NIA.....	WS Real Estate Holdings LLC	Ownership.....	..100.000	Western & Southern Mutual Holding Co NO.....
. 0836 ...	Western-Southern Group 00000	88-1583182	Broomfield SH Holding, LLC CO..... NIA.....	WS Real Estate Holdings LLC	Ownership.....	..47.000	Western & Southern Mutual Holding Co NO.....
. 0836 ...	Western-Southern Group 00000	88-1472975	Cabot Industrial Value Fund VII, L.P. MA..... NIA.....	Western-Southern Life Assurance Co	Ownership.....	..2.100	Western & Southern Mutual Holding Co NO.....
. 0836 ...	Western-Southern Group 00000	88-1472975	The Western and Southern Life Insurance Co
. 0836 ...	Western-Southern Group 00000	88-1472975	Cabot Industrial Value Fund VII, L.P. MA..... NIA.....	The Western and Southern Life Insurance Co	Ownership.....	..5.400	Western & Southern Mutual Holding Co NO.....
. 0836 ...	Western-Southern Group 00000	35-2431972	Canal Senate Apartments LLC IN..... NIA.....	WS Real Estate Holdings LLC	Ownership.....	..100.000	Western & Southern Mutual Holding Co NO.....
. 0836 ...	Western-Southern Group 00000	88-3946170	Candler Road Stockbridge Venture, LLC GA..... NIA.....	WS Real Estate Holdings LLC	Ownership.....	..47.000	Western & Southern Mutual Holding Co NO.....
. 0836 ...	Western-Southern Group 00000	82-0894869	Cape Barnstable Investor Holdings,LLC MA..... NIA.....	WS Real Estate Holdings LLC	Ownership.....	..98.000	Western & Southern Mutual Holding Co NO.....
. 0836 ...	Western-Southern Group 00000	20-8819502	Carmel Holdings, LLC IN..... NIA.....	WS Real Estate Holdings LLC	Ownership.....	..98.000	Western & Southern Mutual Holding Co NO.....
. 0836 ...	Western-Southern Group 00000	20-5862349	Carmel Hotel, LLC IN..... NIA.....	Carmel Holdings, LLC	Ownership.....	..36.260	Western & Southern Mutual Holding Co NO.....
. 0836 ...	Western-Southern Group 00000	31-1449186	Carthage Senior Housing Ltd OH..... NIA.....	WS Real Estate Holdings LLC	Ownership.....	..98.000	Western & Southern Mutual Holding Co NO.....
. 0836 ...	Western-Southern Group 00000	82-4579654	Cedar Park Senior Inv. Holdings, LLC TX..... NIA.....	WSLR Holdings LLC	Ownership.....	..100.000	Western & Southern Mutual Holding Co NO.....
. 0836 ...	Western-Southern Group 00000	85-3863649	The Western and Southern Life Insurance Co
. 0836 ...	Western-Southern Group 00000	85-3863649	Chestnut Anchor Healthcare Fund II LP TX..... NIA.....	The Western and Southern Life Insurance Co	Ownership.....	..25.000	Western & Southern Mutual Holding Co NO.....
. 0836 ...	Western-Southern Group 00000	81-2810787	Chestnut Heathcare Partners, LP TN..... NIA.....	The Western and Southern Life Insurance Co	Ownership.....	..21.350	Western & Southern Mutual Holding Co NO.....
. 0836 ...	Western-Southern Group 00000	23-1691523	Cincinnati Analyst Inc OH..... DS.....	Columbus Life Insurance Co	Ownership.....	..100.000	Western & Southern Mutual Holding Co NO.....
. 0836 ...	Western-Southern Group 00000	83-3238622	Cincinnati CBD Holdings, LLC OH..... NIA.....	WS Real Estate Holdings LLC	Ownership.....	..100.000	Western & Southern Mutual Holding Co NO.....
. 0836 ...	Western-Southern Group 00000	20-0434449	Cleveland East Hotel LLC OH..... NIA.....	WS CEH LLC	Ownership.....	..37.000	Western & Southern Mutual Holding Co NO.....
. 0836 ...	Western-Southern Group 99937	31-1191427	The Western and Southern Life Insurance Co
. 0836 ...	Western-Southern Group 00000	31-1191427	Columbus Life Insurance Co OH..... DS.....	Ownership.....	..100.000	Western & Southern Mutual Holding Co NO.....
. 0836 ...	Western-Southern Group 00000	87-4569007	Concord HB K Clayton Holdings, LLC MO..... NIA.....	WS Real Estate Holdings LLC	Ownership.....	..47.000	Western & Southern Mutual Holding Co NO.....
. 0836 ...	Western-Southern Group 00000	85-1998953	Courtland Apartments,LLC GA..... NIA.....	WS Real Estate Holdings LLC	Ownership.....	..98.000	Western & Southern Mutual Holding Co NO.....
. 0836 ...	Western-Southern Group 00000	45-2524597	Cranberry NP Hotel Company LLC PA..... NIA.....	NP Cranberry Hotel Holdings, LLC	Ownership.....	..72.520	Western & Southern Mutual Holding Co NO.....
. 0836 ...	Western-Southern Group 00000	82-3600937	CrossHarbor Strategic Debt Fund, L.P. MA..... NIA.....	Western-Southern Life Assurance Co	Ownership.....	..8.800	Western & Southern Mutual Holding Co NO.....
. 0836 ...	Western-Southern Group 00000	20-2681473	Day Hill Road Land LLC CT..... NIA.....	WS Real Estate Holdings LLC	Ownership.....	..74.000	Western & Southern Mutual Holding Co NO.....
. 0836 ...	Western-Southern Group 00000	88-3066875	Delaney Land Partners, LLC FL..... NIA.....	WS Real Estate Holdings LLC	Ownership.....	..67.000	Western & Southern Mutual Holding Co NO.....
. 0836 ...	Western-Southern Group 00000	81-1290497	Eagle Realty Capital Partners, LLC OH..... NIA.....	Eagle Realty Group, LLC	Ownership.....	..100.000	Western & Southern Mutual Holding Co NO.....
. 0836 ...	Western-Southern Group 00000	81-1290497	Western & Southern Investment Holdings LLC
. 0836 ...	Western-Southern Group 00000	31-1779165	Eagle Realty Group, LLC OH..... DS.....	Ownership.....	..100.000	Western & Southern Mutual Holding Co NO.....
. 0836 ...	Western-Southern Group 00000	31-1779151	Eagle Realty Investments, Inc OH..... DS.....	Eagle Realty Group, LLC	Ownership.....	..100.000	Western & Southern Mutual Holding Co NO.....
. 0836 ...	Western-Southern Group 00000	31-1779151	The Western and Southern Life Insurance Co
. 0836 ...	Western-Southern Group 00000	82-1940957	Eagle Rose Apt. Holdings,LLC NY..... NIA.....	The Western and Southern Life Insurance Co	Ownership.....	..2.500	Western & Southern Mutual Holding Co NO.....
. 0836 ...	Western-Southern Group 00000	47-1596551	East Denver Investor Holdings, LLC CO..... NIA.....	WS Real Estate Holdings LLC	Ownership.....	..98.000	Western & Southern Mutual Holding Co NO.....
. 0836 ...	Western-Southern Group 00000	46-1383159	Emerging Markets LLC OH..... NIA.....	Integrity Life Insurance Co	Ownership.....	..33.540	Western & Southern Mutual Holding Co NO.....
. 0836 ...	Western-Southern Group 00000	46-1383159	Emerging Markets LLC OH..... NIA.....	National Integrity Life Insurance Co	Ownership.....	..16.980	Western & Southern Mutual Holding Co NO.....
. 0836 ...	Western-Southern Group 00000	46-1383159	Emerging Markets LLC OH..... NIA.....	The Lafayette Life Insurance Co	Ownership.....	..26.370	Western & Southern Mutual Holding Co NO.....

SCHEDULE Y
PART 1A - DETAIL OF INSURANCE HOLDING COMPANY SYSTEM

1	2	3	4	5	6	7	8	9	10	11	12	13	14	15	16
Group Code	Group Name	NAIC Company Code	ID Number	Federal RSSD	CIK	Name of Securities Exchange if Publicly Traded (U.S. or International)	Names of Parent, Subsidiaries Or Affiliates	Domi-ciliary Location	Relation-ship to Reporting Entity	Directly Controlled by (Name of Entity/Person)	Type of Control (Ownership, Board, Management, Attorney-in-Fact, Influence, Other)	If Control is Owner-ship Provide Percen-tage	Ultimate Controlling Entity(ies)/Person(s)	Is an SCA Filing Re-quired? (Yes/No)	*
. 0836 ...	Western-Southern Group 00000	46-1383159	Emerging Markets LLC OH..... NIA.....	Western-Southern Life Assurance Co	Ownership.....	..23.110	Western & Southern Mutual Holding Co NO.....
. 0836 ...	Western-Southern Group 00000	87-3176470	EQT Exeter Industrial Core Plus Fund IV PA..... NIA.....	Western-Southern Life Assurance Co	Ownership.....	..1.200	Western & Southern Mutual Holding Co NO.....
. 0836 ...	Western-Southern Group 00000	87-3176470	EQT Exeter Industrial Core Plus Fund IV PA..... NIA.....	Integrity Life Insurance Co	Ownership.....	..1.700	Western & Southern Mutual Holding Co NO.....
. 0836 ...	Western-Southern Group 00000	87-3176470	EQT Exeter Industrial Core Plus Fund IV PA..... NIA.....	The Western and Southern Life Insurance Co	Ownership.....	..0.200	Western & Southern Mutual Holding Co NO.....
. 0836 ...	Western-Southern Group 00000	92-3599326	ERG-CP FM Portfolio JV, LLC FL..... NIA.....	WS Real Estate Holdings LLC	Ownership.....	..41.000	Western & Southern Mutual Holding Co NO.....
. 0836 ...	Western-Southern Group 00000	92-0486096	ERG-CP MN 6-Pack JV, LLC MN..... NIA.....	WS Real Estate Holdings LLC	Ownership.....	..41.000	Western & Southern Mutual Holding Co NO.....
. 0836 ...	Western-Southern Group 00000	86-3736212	Etowah Joint Venture Partners, LLC GA..... NIA.....	WS Real Estate Holdings LLC	Ownership.....	..98.000	Western & Southern Mutual Holding Co NO.....
. 0836 ...	Western-Southern Group 00000	47-5482199	The Western and Southern Life Insurance Co
. 0836 ...	Western-Southern Group 00000	47-5482199	Fabric Technologies, Inc. NY..... DS.....	Ownership.....	..100.000	Western & Southern Mutual Holding Co NO.....
. 0836 ...	Western-Southern Group 00000	45-5350091	Flat Apts. Investor Holdings, LLC IN..... NIA.....	WS Real Estate Holdings LLC	Ownership.....	..98.000	Western & Southern Mutual Holding Co NO.....
. 0836 ...	Western-Southern Group 00000	82-3668056	Flats Springhurst Inv Holdings, LLC KY..... NIA.....	WS Real Estate Holdings LLC	Ownership.....	..98.000	Western & Southern Mutual Holding Co NO.....
. 0836 ...	Western-Southern Group 00000	88-0815943	Forest Parkway Atlanta Venture, LLC GA..... NIA.....	WS Real Estate Holdings LLC	Ownership.....	..47.000	Western & Southern Mutual Holding Co NO.....
. 0836 ...	Western-Southern Group 00000	45-0571051	The Western and Southern Life Insurance Co
. 0836 ...	Western-Southern Group 00000	45-0571051	Fort Washington Active Fixed Fund OH..... NIA.....	Ownership.....	..37.050	Western & Southern Mutual Holding Co NO.....
. 0836 ...	Western-Southern Group 00000	45-0571051	Fort Washington Active Fixed Fund OH..... NIA.....	Integrity Life Insurance Co	Ownership.....	..4.160	Western & Southern Mutual Holding Co NO.....
. 0836 ...	Western-Southern Group 00000	52-2206044	Fort Washington Capital Partners, LLC OH..... NIA.....	Fort Washington Investment Advisors, Inc.	Ownership.....	..100.000	Western & Southern Mutual Holding Co NO.....
. 0837 ...	Western-Southern Group 00003	31-1727947	Fort Washington Flexible Income LLC OH..... NIA.....	Integrity Life Insurance Co	Ownership.....	..20.050	Western & Southern Mutual Holding Co NO.....
. 0836 ...	Western-Southern Group 00001	31-1727947	The Western and Southern Life Insurance Co
. 0836 ...	Western-Southern Group 00002	31-1727947	Fort Washington Flexible Income LLC OH..... NIA.....	Ownership.....	..18.600	Western & Southern Mutual Holding Co NO.....
. 0836 ...	Western-Southern Group 00000	47-3243974	Fort Washington Flexible Income LLC OH..... NIA.....	Western & Southern Financial Group, Inc. .	Ownership.....	..25.840	Western & Southern Mutual Holding Co NO.....
. 0836 ...	Western-Southern Group 00000	47-3243974	Fort Washington Global Alpha Domestic Fund LP
. 0836 ...	Western-Southern Group 00000	98-1227949 OH..... NIA.....	Western & Southern Financial Group, Inc. .	Ownership.....	..99.990	Western & Southern Mutual Holding Co NO.....
. 0836 ...	Western-Southern Group 00000	98-1227949	Fort Washington Global Alpha Master Fund LP	.. OH..... NIA.....	Fort Washington Global Alpha Domestic Fund LP	Ownership.....	..99.470	Western & Southern Mutual Holding Co NO.....
. 0836 ...	Western-Southern Group 00000	31-1702203	Fort Washington High Yield Invt LLC OH..... NIA.....	Columbus Life Insurance Co	Ownership.....	..31.860	Western & Southern Mutual Holding Co NO.....
. 0836 ...	Western-Southern Group 00000	31-1702203	Fort Washington High Yield Invt LLC OH..... NIA.....	Integrity Life Insurance Co	Ownership.....	..6.050	Western & Southern Mutual Holding Co NO.....
. 0836 ...	Western-Southern Group 00000	31-1702203	Fort Washington High Yield Invt LLC OH..... NIA.....	National Integrity Life Insurance Co	Ownership.....	..6.040	Western & Southern Mutual Holding Co NO.....
. 0836 ...	Western-Southern Group 00000	31-1702203	The Western and Southern Life Insurance Co
. 0836 ...	Western-Southern Group 00000	31-1702203	Fort Washington High Yield Invt LLC OH..... NIA.....	Ownership.....	..1.610	Western & Southern Mutual Holding Co NO.....
. 0836 ...	Western-Southern Group 00000	31-1702203	Fort Washington High Yield Invt LLC OH..... NIA.....	Western-Southern Life Assurance Co	Ownership.....	..40.940	Western & Southern Mutual Holding Co NO.....
. 0836 ...	Western-Southern Group 00000	27-0116330	The Western and Southern Life Insurance Co
. 0836 ...	Western-Southern Group 00000	27-0116330	Fort Washington High Yield Invt LLC II OH..... NIA.....	Ownership.....	..21.900	Western & Southern Mutual Holding Co NO.....
. 0836 ...	Western-Southern Group 00000	31-1301863	Western & Southern Investment Holdings LLC
. 0836 ...	Western-Southern Group 00000	31-1301863	Fort Washington Investment Advisors, Inc. OH..... DS.....	Ownership.....	..100.000	Western & Southern Mutual Holding Co NO.....
. 0836 ...	Western-Southern Group 00000	52-2206041	Fort Washington PE Invest II LP OH..... NIA.....	Fort Washington Capital Partners, LLC	Ownership.....	..0.500	Western & Southern Mutual Holding Co NO.....
. 0836 ...	Western-Southern Group 00000	52-2206041	The Western and Southern Life Insurance Co
. 0836 ...	Western-Southern Group 00000	52-2206041	Fort Washington PE Invest III LP OH..... NIA.....	Ownership.....	..7.630	Western & Southern Mutual Holding Co NO.....
. 0836 ...	Western-Southern Group 00000	31-1727947	Fort Washington PE Invest III LP OH..... NIA.....	Fort Washington Capital Partners, LLC	Ownership.....	..0.500	Western & Southern Mutual Holding Co NO.....
. 0836 ...	Western-Southern Group 00000	31-1727947	The Western and Southern Life Insurance Co
. 0836 ...	Western-Southern Group 00000	31-1727947	Fort Washington PE Invest III LP OH..... NIA.....	Ownership.....	..45.280	Western & Southern Mutual Holding Co NO.....
. 0836 ...	Western-Southern Group 00000	16-1648796	Fort Washington PE Invest IV LP OH..... NIA.....	Fort Washington Capital Partners, LLC	Ownership.....	..0.500	Western & Southern Mutual Holding Co NO.....
. 0836 ...	Western-Southern Group 00000	16-1648796	The Western and Southern Life Insurance Co
. 0836 ...	Western-Southern Group 00000	16-1648796	Fort Washington PE Invest IV LP OH..... NIA.....	Ownership.....	..35.410	Western & Southern Mutual Holding Co NO.....
. 0836 ...	Western-Southern Group 00000	81-1722824	Fort Washington PE Invest IX-B-LP OH..... NIA.....	FWPEI IX GP, LLC	Ownership.....	..0.500	Western & Southern Mutual Holding Co NO.....
. 0836 ...	Western-Southern Group 00000	81-1722824	The Western and Southern Life Insurance Co
. 0836 ...	Western-Southern Group 00000	81-1722824	Fort Washington PE Invest IX-B-LP OH..... NIA.....	Ownership.....	..99.500	Western & Southern Mutual Holding Co NO.....
. 0836 ...	Western-Southern Group 00000	81-1997777	Fort Washington PE Invest IX-K OH..... NIA.....	FWPEI IX GP, LLC	Ownership.....	..0.500	Western & Southern Mutual Holding Co NO.....
. 0836 ...	Western-Southern Group 00000	81-1710716	Fort Washington PE Invest IX-LP OH..... NIA.....	FWPEI IX GP, LLC	Ownership.....	..0.500	Western & Southern Mutual Holding Co NO.....

SCHEDULE Y
PART 1A - DETAIL OF INSURANCE HOLDING COMPANY SYSTEM

1	2	3	4	5	6	7	8	9	10	11	12 Type of Control (Ownership, Board, Management, Attorney-in-Fact, Influence, Other)	13 If Control is Owner- ship Provide Percen- tage	14 Ultimate Controlling Entity(ies)/Person(s)	15 Is an SCA Filing Re- quired? (Yes/No)	16 *
Group Code	Group Name	NAIC Company Code	ID Number	Federal RSSD	CIK	Name of Securities Exchange if Publicly Traded (U.S. or International)	Names of Parent, Subsidiaries Or Affiliates	Domi- ciliary Loca- tion	Rela- tion- ship to Reporting Entity	Directly Controlled by (Name of Entity/Person)					
. 0836 ...	Western-Southern Group 00000	81-1710716	Fort Washington PE Invest IX-LP OH..... NIA.....	The Western and Southern Life Insurance Co	Ownership.....	.. 2.160	Western & Southern Mutual Holding Co NO.....
. 0836 ...	Western-Southern Group 00000	87-3834210	Fort Washington PE Invest SM II OH..... NIA.....	FIWPEI X GP, LLC	Ownership.....	.. 0.500	Western & Southern Mutual Holding Co NO.....
. 0836 ...	Western-Southern Group 00000	87-3834210	Fort Washington PE Invest SM II OH..... NIA.....	The Western and Southern Life Insurance Co	Ownership.....	.. 25.300	Western & Southern Mutual Holding Co NO.....
. 0836 ...	Western-Southern Group 00000	87-3815473	Fort Washington PE Invest SM II-B-LP OH..... NIA.....	The Western and Southern Life Insurance Co	Ownership.....	.. 98.130	Western & Southern Mutual Holding Co NO.....
. 0836 ...	Western-Southern Group 00000	87-3815473	Fort Washington PE Invest SM II-B-LP OH..... NIA.....	FIWPEI X GP, LLC	Ownership.....	.. 0.500	Western & Southern Mutual Holding Co NO.....
. 0836 ...	Western-Southern Group 00000	87-3835610	Fort Washington PE Invest SM II-K OH..... NIA.....	FIWPEI X GP, LLC	Ownership.....	.. 0.500	Western & Southern Mutual Holding Co NO.....
. 0836 ...	Western-Southern Group 00000	20-4568842	Fort Washington PE Invest V LP OH..... NIA.....	FIWPEI V GP, LLC	Ownership.....	.. 0.500	Western & Southern Mutual Holding Co NO.....
. 0836 ...	Western-Southern Group 00000	20-4568842	Fort Washington PE Invest V LP OH..... NIA.....	The Western and Southern Life Insurance Co	Ownership.....	.. 41.900	Western & Southern Mutual Holding Co NO.....
. 0836 ...	Western-Southern Group 00000	26-1073680	Fort Washington PE Invest VI LP OH..... NIA.....	FIWPEI VI GP, LLC	Ownership.....	.. 0.500	Western & Southern Mutual Holding Co NO.....
. 0836 ...	Western-Southern Group 00000	26-1073680	Fort Washington PE Invest VI LP OH..... NIA.....	The Western and Southern Life Insurance Co	Ownership.....	.. 24.820	Western & Southern Mutual Holding Co NO.....
. 0836 ...	Western-Southern Group 00000	27-1321348	Fort Washington PE Invest VII LP OH..... NIA.....	FIWPEI VII GP, LLC	Ownership.....	.. 0.500	Western & Southern Mutual Holding Co NO.....
. 0836 ...	Western-Southern Group 00000	27-1321348	Fort Washington PE Invest VII LP OH..... NIA.....	The Western and Southern Life Insurance Co	Ownership.....	.. 27.990	Western & Southern Mutual Holding Co NO.....
. 0836 ...	Western-Southern Group 00000	32-0418436	Fort Washington PE Invest VIII-B-LP OH..... NIA.....	FIWPEI VIII GP, LLC	Ownership.....	.. 0.500	Western & Southern Mutual Holding Co NO.....
. 0836 ...	Western-Southern Group 00000	32-0418436	Fort Washington PE Invest VIII-B-LP OH..... NIA.....	The Western and Southern Life Insurance Co	Ownership.....	.. 99.490	Western & Southern Mutual Holding Co NO.....
. 0836 ...	Western-Southern Group 00000	35-2485044	Fort Washington PE Invest VIII-LP OH..... NIA.....	FIWPEI VIII GP, LLC	Ownership.....	.. 0.500	Western & Southern Mutual Holding Co NO.....
. 0836 ...	Western-Southern Group 00000	35-2485044	Fort Washington PE Invest VIII-LP OH..... NIA.....	The Western and Southern Life Insurance Co	Ownership.....	.. 24.680	Western & Southern Mutual Holding Co NO.....
. 0836 ...	Western-Southern Group 00000	83-1023433	Fort Washington PE Invest X-B-LP OH..... NIA.....	FIWPEI X GP, LLC	Ownership.....	.. 0.500	Western & Southern Mutual Holding Co NO.....
. 0836 ...	Western-Southern Group 00000	83-1023433	Fort Washington PE Invest X-B-LP OH..... NIA.....	The Western and Southern Life Insurance Co	Ownership.....	.. 99.500	Western & Southern Mutual Holding Co NO.....
. 0836 ...	Western-Southern Group 00000	87-3859143	Fort Washington PE Invest XI OH..... NIA.....	FIWPEI X GP, LLC	Ownership.....	.. 0.500	Western & Southern Mutual Holding Co NO.....
. 0836 ...	Western-Southern Group 00000	87-3859143	Fort Washington PE Invest XI OH..... NIA.....	The Western and Southern Life Insurance Co	Ownership.....	.. 4.660	Western & Southern Mutual Holding Co NO.....
. 0836 ...	Western-Southern Group 00000	87-3816231	Fort Washington PE Invest XI-B-LP OH..... NIA.....	The Western and Southern Life Insurance Co	Ownership.....	.. 99.500	Western & Southern Mutual Holding Co NO.....
. 0836 ...	Western-Southern Group 00000	87-3816231	Fort Washington PE Invest XI-B-LP OH..... NIA.....	FIWPEI X GP, LLC	Ownership.....	.. 0.500	Western & Southern Mutual Holding Co NO.....
. 0836 ...	Western-Southern Group 00000	87-3859775	Fort Washington PE Invest XI-K OH..... NIA.....	FIWPEI X GP, LLC	Ownership.....	.. 0.500	Western & Southern Mutual Holding Co NO.....
. 0836 ...	Western-Southern Group 00000	83-1005851	Fort Washington PE Invest X-LP OH..... NIA.....	FIWPEI X GP, LLC	Ownership.....	.. 0.500	Western & Southern Mutual Holding Co NO.....
. 0836 ...	Western-Southern Group 00000	83-1005851	Fort Washington PE Invest X-LP OH..... NIA.....	The Western and Southern Life Insurance Co	Ownership.....	.. 3.360	Western & Southern Mutual Holding Co NO.....
. 0836 ...	Western-Southern Group 00000	83-1036934	Fort Washington PE Invest X-S OH..... NIA.....	FIWPEI X GP, LLC	Ownership.....	.. 0.500	Western & Southern Mutual Holding Co NO.....
. 0836 ...	Western-Southern Group 00000	20-5398098	Fort Washington PE Investors V-B, L.P. OH..... NIA.....	Fort Washington PE Invest V LP	Ownership.....	.. 87.620	Western & Southern Mutual Holding Co NO.....
. 0836 ...	Western-Southern Group 00000	20-5398098	Fort Washington PE Investors V-B, L.P. OH..... NIA.....	FIWPEI V GP, LLC	Ownership.....	.. 0.500	Western & Southern Mutual Holding Co NO.....
. 0836 ...	Western-Southern Group 00000	20-5398156	Fort Washington PE Investors V-VC, L.P. OH..... NIA.....	Fort Washington PE Invest V LP	Ownership.....	.. 89.590	Western & Southern Mutual Holding Co NO.....
. 0836 ...	Western-Southern Group 00000	20-5398156	Fort Washington PE Investors V-VC, L.P. OH..... NIA.....	FIWPEI V GP, LLC	Ownership.....	.. 0.500	Western & Southern Mutual Holding Co NO.....
. 0836 ...	Western-Southern Group 00000	26-3806629	Fort Washington PE Opp Fund II, L.P. OH..... NIA.....	Fort Washington PE Invest V LP	Ownership.....	.. 6.700	Western & Southern Mutual Holding Co NO.....
. 0836 ...	Western-Southern Group 00000	26-3806629	Fort Washington PE Opp Fund II, L.P. OH..... NIA.....	Fort Washington PE Invest VI LP	Ownership.....	.. 9.840	Western & Southern Mutual Holding Co NO.....
. 0836 ...	Western-Southern Group 00000	26-3806629	Fort Washington PE Opp Fund II, L.P. OH..... NIA.....	Fort Washington PE Invest VII LP	Ownership.....	.. 5.410	Western & Southern Mutual Holding Co NO.....
. 0836 ...	Western-Southern Group 00000	26-3806629	Fort Washington PE Opp Fund II, L.P. OH..... NIA.....	FIWPEO II GP, LLC	Ownership.....	.. 0.500	Western & Southern Mutual Holding Co NO.....
. 0836 ...	Western-Southern Group 00000	26-3806629	Fort Washington PE Opp Fund II, L.P. OH..... NIA.....	The Western and Southern Life Insurance Co	Ownership.....	.. 9.940	Western & Southern Mutual Holding Co NO.....
. 0836 ...	Western-Southern Group 00000	90-0989164	Fort Washington PE Opp Fund III, L.P. OH..... NIA.....	Fort Washington PE Invest VII LP	Ownership.....	.. 3.750	Western & Southern Mutual Holding Co NO.....
. 0836 ...	Western-Southern Group 00000	90-0989164	Fort Washington PE Opp Fund III, L.P. OH..... NIA.....	Fort Washington PE Invest VIII LP	Ownership.....	.. 3.180	Western & Southern Mutual Holding Co NO.....

STATEMENT AS OF JUNE 30, 2023 OF THE The Western and Southern Life Insurance Company

SCHEDULE Y
PART 1A - DETAIL OF INSURANCE HOLDING COMPANY SYSTEM

1	2	3	4	5	6	7	8	9	10	11	12	13	14	15	16
Group Code	Group Name	NAIC Company Code	ID Number	Federal RSSD	CIK	Name of Securities Exchange if Publicly Traded (U.S. or International)	Names of Parent, Subsidiaries Or Affiliates	Domi-ciliary Location	Relation-ship to Reporting Entity	Directly Controlled by (Name of Entity/Person)	Type of Control (Ownership, Board, Management, Attorney-in-Fact, Influence, Other)	If Control is Ownership Provide Percen-tage	Ultimate Controlling Entity(ies)/Person(s)	Is an SCA Filing Re-quired? (Yes/No)	*
. 0836 ...	Western-Southern Group 00000	90-0989164	Fort Washington PE Opp Fund III, L.P. OH..... NIA.....	FWPEO III GP, LLC	Ownership.....	.. 0.500	Western & Southern Mutual Holding Co NO.....
. 0836 ...	Western-Southern Group 00000	90-0989164	Fort Washington PE Opp Fund III, L.P. OH..... NIA.....	The Western and Southern Life Insurance Co	Ownership.....	.. 2.160	Western & Southern Mutual Holding Co NO.....
. 0836 ...	Western-Southern Group 00000	37-1736757	Fort Washington PE Opp Fund III-B, L.P. OH..... NIA.....	FWPEO III GP, LLC	Ownership.....	.. 0.500	Western & Southern Mutual Holding Co NO.....
. 0836 ...	Western-Southern Group 00000	37-1736757	Fort Washington PE Opp Fund IV, L.P. OH..... NIA.....	The Western and Southern Life Insurance Co	Ownership.....	.. 84.030	Western & Southern Mutual Holding Co NO.....
. 0836 ...	Western-Southern Group 00000	85-1483379	Fort Washington PE Opp Fund IV-B, L.P. OH..... NIA.....	FWPEO IV GP, LLC	Ownership.....	.. 0.500	Western & Southern Mutual Holding Co NO.....
. 0836 ...	Western-Southern Group 00000	85-1503656	Fort Washington PE Opp Fund IV-B, L.P. OH..... NIA.....	FWPEO IV GP, LLC	Ownership.....	.. 0.500	Western & Southern Mutual Holding Co NO.....
. 0836 ...	Western-Southern Group 00000	85-1503656	Fort Washington PE Opp Fund IV-K, L.P. OH..... NIA.....	The Western and Southern Life Insurance Co	Ownership.....	.. 99.400	Western & Southern Mutual Holding Co NO.....
. 0837 ...	Western-Southern Group 00001	85-1521520	Fort Washington PE Opp Fund IV-K, L.P. OH..... NIA.....	FWPEO IV GP, LLC	Ownership.....	.. 0.500	Western & Southern Mutual Holding Co NO.....
. 0836 ...	Western-Southern Group 00000	87-2353885	Fourth and Pike Apartments, LLC OH..... NIA.....	WS Real Estate Holdings LLC	Ownership.....	.. 100.000	Western & Southern Mutual Holding Co NO.....
. 0836 ...	Western-Southern Group 00000	47-1922641	Frontage Lodge Investor Holdings, LLC CO..... NIA.....	WS Real Estate Holdings LLC	Ownership.....	.. 98.000	Western & Southern Mutual Holding Co NO.....
. 0836 ...	Western-Southern Group 00000	81-1698272	FWPEI IX GP, LLC OH..... NIA.....	Fort Washington Investment Advisors, Inc.	Ownership.....	.. 100.000	Western & Southern Mutual Holding Co NO.....
. 0836 ...	Western-Southern Group 00000	87-1225842	FWPEI Mauna Kea GP, LLC OH..... NIA.....	Fort Washington Investment Advisors, Inc.	Ownership.....	.. 100.000	Western & Southern Mutual Holding Co NO.....
. 0836 ...	Western-Southern Group 00000	87-3616440	FWPEI SM II GP, LLC OH..... NIA.....	Fort Washington Investment Advisors, Inc.	Ownership.....	.. 100.000	Western & Southern Mutual Holding Co NO.....
. 0836 ...	Western-Southern Group 00000	20-4844372	FWPEI V GP, LLC OH..... NIA.....	Fort Washington Investment Advisors, Inc.	Ownership.....	.. 100.000	Western & Southern Mutual Holding Co NO.....
. 0836 ...	Western-Southern Group 00000	26-1073669	FWPEI VI GP, LLC OH..... NIA.....	Fort Washington Investment Advisors, Inc.	Ownership.....	.. 100.000	Western & Southern Mutual Holding Co NO.....
. 0836 ...	Western-Southern Group 00000	27-1321253	FWPEI VII GP, LLC OH..... NIA.....	Fort Washington Investment Advisors, Inc.	Ownership.....	.. 100.000	Western & Southern Mutual Holding Co NO.....
. 0836 ...	Western-Southern Group 00000	46-3584733	FWPEI VIII GP, LLC OH..... NIA.....	Fort Washington Investment Advisors, Inc.	Ownership.....	.. 100.000	Western & Southern Mutual Holding Co NO.....
. 0836 ...	Western-Southern Group 00000	83-0980611	FWPEI X GP, LLC OH..... NIA.....	Fort Washington Investment Advisors, Inc.	Ownership.....	.. 100.000	Western & Southern Mutual Holding Co NO.....
. 0836 ...	Western-Southern Group 00000	87-3656912	FWPEI XI GP, LLC OH..... NIA.....	Fort Washington Investment Advisors, Inc.	Ownership.....	.. 100.000	Western & Southern Mutual Holding Co NO.....
. 0836 ...	Western-Southern Group 00000	26-3806561	FWPEO II GP, LLC OH..... NIA.....	Fort Washington Investment Advisors, Inc.	Ownership.....	.. 100.000	Western & Southern Mutual Holding Co NO.....
. 0836 ...	Western-Southern Group 00000	46-2895522	FWPEO III GP, LLC OH..... NIA.....	Fort Washington Investment Advisors, Inc.	Ownership.....	.. 100.000	Western & Southern Mutual Holding Co NO.....
. 0836 ...	Western-Southern Group 00000	85-1463366	FWPEO IV GP, LLC OH..... NIA.....	Fort Washington Investment Advisors, Inc.	Ownership.....	.. 100.000	Western & Southern Mutual Holding Co NO.....
. 0836 ...	Western-Southern Group 00000	43-2081325	Gerber Life Agency, LLC OH..... DS.....	The Western and Southern Life Insurance Co	Ownership.....	.. 100.000	Western & Southern Mutual Holding Co NO.....
. 0836 ...	Western-Southern Group 70939	13-2611847	Gerber Life Insurance Company NY..... DS.....	The Western and Southern Life Insurance Co	Ownership.....	.. 100.000	Western & Southern Mutual Holding Co NO.....
. 0836 ...	Western-Southern Group 00000	82-2495007	Grand Dunes Senior Holdings, LLC NC..... NIA.....	WS Real Estate Holdings LLC	Ownership.....	.. 98.000	Western & Southern Mutual Holding Co NO.....
. 0836 ...	Western-Southern Group 00000	88-3437673	Hampton Roads Oz Fund VA..... NIA.....	WS Real Estate Holdings LLC	Ownership.....	.. 98.000	Western & Southern Mutual Holding Co NO.....
. 0836 ...	Western-Southern Group 00000	88-4269012	Henley Residences Holdings, LLC FL..... NIA.....	WS Real Estate Holdings LLC	Ownership.....	.. 47.270	Western & Southern Mutual Holding Co NO.....
. 0836 ...	Western-Southern Group 00000	92-1556010	Hunters Creek JV, LLC TN..... NIA.....	WS Real Estate Holdings LLC	Ownership.....	.. 67.000	Western & Southern Mutual Holding Co NO.....
. 0836 ...	Western-Southern Group 00000	31-1328371	IFS Financial Services, Inc OH..... DS.....	Western-Southern Life Assurance Co	Ownership.....	.. 100.000	Western & Southern Mutual Holding Co NO.....
. 0836 ...	Western-Southern Group 74780	86-0214103	Integrity Life Insurance Co OH..... DS.....	The Western and Southern Life Insurance Co	Ownership.....	.. 100.000	Western & Southern Mutual Holding Co NO.....
. 0836 ...	Western-Southern Group 00000	34-1826874	IR Mall Associates LTD FL..... NIA.....	The Western and Southern Life Insurance Co	Ownership.....	.. 49.500	Western & Southern Mutual Holding Co NO.....
. 0836 ...	Western-Southern Group 00000	85-3569568	Jomax Holdings, LLC FL..... NIA.....	WS Real Estate Holdings LLC	Ownership.....	.. 98.000	Western & Southern Mutual Holding Co NO.....
. 0836 ...	Western-Southern Group 00000	83-1797000	Keller Hicks Inv. Holdings, LLC TX..... NIA.....	WS Real Estate Holdings LLC	Ownership.....	.. 98.000	Western & Southern Mutual Holding Co NO.....
. 0836 ...	Western-Southern Group 00000	87-2435757	Kemah Holdings, LLC TX..... NIA.....	WS Real Estate Holdings LLC	Ownership.....	.. 100.000	Western & Southern Mutual Holding Co NO.....
. 0836 ...	Western-Southern Group 00000	31-1705445	LaFrontera Holdings, LLC TX..... NIA.....	WS Real Estate Holdings LLC	Ownership.....	.. 74.250	Western & Southern Mutual Holding Co NO.....
. 0836 ...	Western-Southern Group 00000	83-3004899	Lennox Zionsville Inv. Holdings, LLC IN..... NIA.....	WSLR Holdings LLC	Ownership.....	.. 98.000	Western & Southern Mutual Holding Co NO.....
. 0836 ...	Western-Southern Group 00000	35-2123483	LLIA, Inc. OH..... NIA.....	The Lafayette Life Insurance Co	Ownership.....	.. 100.000	Western & Southern Mutual Holding Co NO.....
. 0836 ...	Western-Southern Group 00000	82-3826695	Lorraine Senior Inv. Holdings, LLC FL..... NIA.....	WS Real Estate Holdings LLC	Ownership.....	.. 98.000	Western & Southern Mutual Holding Co NO.....
. 0836 ...	Western-Southern Group 00000	47-2577517	Lytle Park Inn, LLC OH..... NIA.....	WS Real Estate Holdings LLC	Ownership.....	.. 98.000	Western & Southern Mutual Holding Co NO.....
. 0836 ...	Western-Southern Group 00000	47-3966673	Main Hospitality Holdings OH..... NIA.....	WS Real Estate Holdings LLC	Ownership.....	.. 98.000	Western & Southern Mutual Holding Co NO.....
. 0836 ...	Western-Southern Group 00000	83-4496681	Manchester Semmes Oz Fund II, LLC AL..... NIA.....	WS Real Estate Holdings LLC	Ownership.....	.. 100.000	Western & Southern Mutual Holding Co NO.....
. 0836 ...	Western-Southern Group 00000	83-4582162	Manchester Semmes Oz Fund, LLC VA..... NIA.....	WSLR Holdings LLC	Ownership.....	.. 98.000	Western & Southern Mutual Holding Co NO.....

STATEMENT AS OF JUNE 30, 2023 OF THE The Western and Southern Life Insurance Company

SCHEDULE Y
PART 1A - DETAIL OF INSURANCE HOLDING COMPANY SYSTEM

1	2	3	4	5	6	7	8	9	10	11	12	13	14	15	16
Group Code	Group Name	NAIC Company Code	ID Number	Federal RSSD	CIK	Name of Securities Exchange if Publicly Traded (U.S. or International)	Names of Parent, Subsidiaries Or Affiliates	Domi-ciliary Location	Relation-ship to Reporting Entity	Directly Controlled by (Name of Entity/Person)	Type of Control (Ownership, Board, Management, Attorney-in-Fact, Influence, Other)	If Control is Ownership Provide Percen-tage	Ultimate Controlling Entity(ies)/Person(s)	Is an SCA Filing Re-quired? (Yes/No)	*
. 0836 ...	Western-Southern Group 00000	87-1271007	Mauna Kea Taft-Hartley Partners (ERISA), L.P. OH.....NIA.....	FIPEI Mauna Kea GP, LLC	Ownership.....	.. 0.500	Western & Southern Mutual Holding Co NO.....
. 0836 ...	Western-Southern Group 00000	84-2984546	Nashville Hotel JV LLC TN.....NIA.....	WS Real Estate Holdings LLC	Ownership.....	..98.000	Western & Southern Mutual Holding Co NO.....
. 0836 ...	Western-Southern Group 75264	16-0958252	National Integrity Life Insurance Co NY.....DS.....	Integrity Life Insurance Co	Ownership.....	..100.000	Western & Southern Mutual Holding Co NO.....
. 0836 ...	Western-Southern Group 00000	02-0593144	North Pittsburg Hotel LLC PA.....NIA.....	WSALD NPH LLC	Ownership.....	..37.000	Western & Southern Mutual Holding Co NO.....
. 0836 ...	Western-Southern Group 00000	45-2914674	NP Cranberry Hotel Holdings, LLC PA.....NIA.....	WS Real Estate Holdings LLC	Ownership.....	..98.000	Western & Southern Mutual Holding Co NO.....
							The Western and Southern Life Insurance Co								
. 0836 ...	Western-Southern Group 00000	31-1338187	OTR Housing Associates LP OH.....NIA.....	Ownership.....	..98.000	Western & Southern Mutual Holding Co NO.....
. 0836 ...	Western-Southern Group 00000	81-2515872	Patterson at First Investor Holdings, LLC OH.....NIA.....	Integrity Life Insurance Co	Ownership.....	..100.000	Western & Southern Mutual Holding Co NO.....
. 0836 ...	Western-Southern Group 00000	88-2122016	Piney Plains Holdings, LLC NC.....NIA.....	WS Real Estate Holdings LLC	Ownership.....	..47.000	Western & Southern Mutual Holding Co NO.....
. 0836 ...	Western-Southern Group 00000	81-1659568	Pleasanton Hotel Investor Holdings.LLC CA.....NIA.....	WS Real Estate Holdings LLC	Ownership.....	..98.000	Western & Southern Mutual Holding Co NO.....
							The Western and Southern Life Insurance Co								
. 0836 ...	Western-Southern Group 00000	41-3147951	Pretium Residential Real Estate Fund II, LP NY.....NIA.....	Ownership.....	.. 2.500	Western & Southern Mutual Holding Co NO.....
. 0836 ...	Western-Southern Group 00000	82-1507720	Price Willis Lodging Holdings, LLC SC.....NIA.....	WS Real Estate Holdings LLC	Ownership.....	..98.000	Western & Southern Mutual Holding Co NO.....
							The Western and Southern Life Insurance Co								
. 0836 ...	Western-Southern Group 00000	34-1998937	Queen City Square LLC OH.....NIA.....	Ownership.....	..99.750	Western & Southern Mutual Holding Co NO.....
. 0836 ...	Western-Southern Group 00000	84-3614873	Raleigh Hotel Holding Co., LLC NC.....NIA.....	WS Real Estate Holdings LLC	Ownership.....	..98.000	Western & Southern Mutual Holding Co NO.....
. 0836 ...	Western-Southern Group 00000	84-3851930	Rancho Presidio Land Partners,LLC CA.....NIA.....	WS Real Estate Holdings LLC	Ownership.....	..98.000	Western & Southern Mutual Holding Co NO.....
							The Western and Southern Life Insurance Co								
. 0836 ...	Western-Southern Group 00000	27-4266774	Randolph Tower Affordable Inv Fund LLC IL.....NIA.....	Ownership.....	..99.990	Western & Southern Mutual Holding Co NO.....
							The Western and Southern Life Insurance Co								
. 0836 ...	Western-Southern Group 00000	88-2173335	RealTerm Logistics Fund IV, LP MD.....NIA.....	Ownership.....	.. 2.900	Western & Southern Mutual Holding Co NO.....
. 0836 ...	Western-Southern Group 00000	82-2188516	Revel Investor Holdings, LLC CO.....NIA.....	WS Real Estate Holdings LLC	Ownership.....	..98.000	Western & Southern Mutual Holding Co NO.....
. 0836 ...	Western-Southern Group 00000	83-0812652	River Hollow Investor Holdings, LLC TX.....NIA.....	WS Real Estate Holdings LLC	Ownership.....	..98.000	Western & Southern Mutual Holding Co NO.....
. 0836 ...	Western-Southern Group 00000	27-3564950	Seventh & Culvert Garage LLC OH.....NIA.....	WS Real Estate Holdings LLC	Ownership.....	..100.000	Western & Southern Mutual Holding Co NO.....
. 0836 ...	Western-Southern Group 00000	83-2295656	Sixth and Saratoga NW, LLC KY.....NIA.....	WS Real Estate Holdings LLC	Ownership.....	..100.000	Western & Southern Mutual Holding Co NO.....
. 0836 ...	Western-Southern Group 00000	92-3712148	South Orange Kissimmee FL.....NIA.....	WS Real Estate Holdings LLC	Ownership.....	..52.000	Western & Southern Mutual Holding Co NO.....
. 0836 ...	Western-Southern Group 00000	81-3538359	Stout Metro Housing Holdings LLC IN.....NIA.....	WS Real Estate Holdings LLC	Ownership.....	..98.000	Western & Southern Mutual Holding Co NO.....
							The Western and Southern Life Insurance Co								
. 0836 ...	Western-Southern Group 00000	26-4291356	Sundance Lafrontera Holdings LLC TX.....NIA.....	Ownership.....	..62.720	Western & Southern Mutual Holding Co NO.....
. 0836 ...	Western-Southern Group 00000	88-2045113	TA Dakota Land Partners, LLC WA.....NIA.....	WS Real Estate Holdings LLC	Ownership.....	..62.000	Western & Southern Mutual Holding Co NO.....
. 0836 ...	Western-Southern Group 00000	92-1386297	TA Four Lakes Land Partners, LLC FL.....NIA.....	WS Real Estate Holdings LLC	Ownership.....	..67.000	Western & Southern Mutual Holding Co NO.....
. 0836 ...	Western-Southern Group 00000	88-4406810	TA Loretto Land Partners, LLC CO.....NIA.....	WS Real Estate Holdings LLC	Ownership.....	..67.000	Western & Southern Mutual Holding Co NO.....
. 0836 ...	Western-Southern Group 00000	88-2894738	TA Sawmill Land Partners, LLC OH.....NIA.....	WS Real Estate Holdings LLC	Ownership.....	..62.000	Western & Southern Mutual Holding Co NO.....
. 0836 ...	Western-Southern Group 00000	83-2672383	Tamiami Senior Inv. Holdings,LLC FL.....NIA.....	WSLR Holdings LLC	Ownership.....	..98.000	Western & Southern Mutual Holding Co NO.....
							The Western and Southern Life Insurance Co								
. 0836 ...	Western-Southern Group 00000	88-3631372	The Cincinnati Equity Fund III, LLC OH.....NIA.....	Ownership.....	.. 9.580	Western & Southern Mutual Holding Co NO.....
. 0836 ...	Western-Southern Group 65242	35-0457540	The Lafayette Life Insurance Co OH.....IA.....	Western & Southern Financial Group, Inc. .	Ownership.....	..100.000	Western & Southern Mutual Holding Co NO.....
. 0836 ...	Western-Southern Group 70483	31-0487145	The Western and Southern Life Insurance Co OH.....RE.....	Western & Southern Financial Group, Inc. .	Ownership.....	..100.000	Western & Southern Mutual Holding Co NO.....
. 0836 ...	Western-Southern Group 00000	83-2399724	Three Choopt AA Inv. Holdings, LLC VA.....NIA.....	WS Real Estate Holdings LLC	Ownership.....	..98.000	Western & Southern Mutual Holding Co NO.....
. 0836 ...	Western-Southern Group 00000	83-3418626	Timacuan Apt. Holdings,LLC FL.....NIA.....	WSLR Holdings LLC	Ownership.....	..98.000	Western & Southern Mutual Holding Co NO.....
. 0836 ...	Western-Southern Group 00000	31-1394672	Touchstone Advisors, Inc. OH.....DS.....	IFS Financial Services, Inc.	Ownership.....	..100.000	Western & Southern Mutual Holding Co NO.....
. 0836 ...	Western-Southern Group 00000	47-6046379	Touchstone Securities, Inc. NE.....DS.....	IFS Financial Services, Inc.	Ownership.....	..100.000	Western & Southern Mutual Holding Co NO.....
. 0836 ...	Western-Southern Group 00000	88-3090843	Town Madison Holdings, LLC AL.....NIA.....	WS Real Estate Holdings LLC	Ownership.....	..47.000	Western & Southern Mutual Holding Co NO.....
							The Western and Southern Life Insurance Co								
. 0836 ...	Western-Southern Group 00000	20-5542652	Tri-State Fund II Growth LP OH.....NIA.....	Ownership.....	..29.840	Western & Southern Mutual Holding Co NO.....
. 0836 ...	Western-Southern Group 00000	20-5542652	Tri-State Fund II Growth LP OH.....NIA.....	Tri-State Ventures II, LLC	Ownership.....	.. 0.500	Western & Southern Mutual Holding Co NO.....
							The Western and Southern Life Insurance Co								
. 0836 ...	Western-Southern Group 00000	31-1788429	Tri-State Growth Captial Fund LP OH.....NIA.....	Ownership.....	..12.500	Western & Southern Mutual Holding Co NO.....
. 0836 ...	Western-Southern Group 00000	31-1788429	Tri-State Growth Captial Fund LP OH.....NIA.....	Tri-State Ventures, LLC	Ownership.....	.. 0.630	Western & Southern Mutual Holding Co NO.....

STATEMENT AS OF JUNE 30, 2023 OF THE The Western and Southern Life Insurance Company

SCHEDULE Y
PART 1A - DETAIL OF INSURANCE HOLDING COMPANY SYSTEM

1	2	3	4	5	6	7	8	9	10	11	12	13	14	15	16
Group Code	Group Name	NAIC Company Code	ID Number	Federal RSSD	CIK	Name of Securities Exchange if Publicly Traded (U.S. or International)	Names of Parent, Subsidiaries Or Affiliates	Domi-ciliary Location	Relation-ship to Reporting Entity	Directly Controlled by (Name of Entity/Person)	Type of Control (Ownership, Board, Management, Attorney-in-Fact, Influence, Other)	If Control is Ownership Provide Percen-tage	Ultimate Controlling Entity(ies)/Person(s)	Is an SCA Filing Re-quired? (Yes/No)	*
. 0836 ...	Western-Southern Group 00000	20-5542563	Tri-State Ventures II, LLC OH..... NIA.....	Fort Washington Investment Advisors, Inc.	Ownership.....	100.000 ...	Western & Southern Mutual Holding Co NO.....
. 0836 ...	Western-Southern Group 00000	31-1788428	Tri-State Ventures, LLC OH..... NIA.....	Fort Washington Investment Advisors, Inc.	Ownership.....	100.000 ...	Western & Southern Mutual Holding Co NO.....
. 0836 ...	Western-Southern Group 00000	92-1339411	TruAmerica Workforce Housing Fund II-A, LP .	.. FL..... NIA.....	Western-Southern Life Assurance Co	Ownership.....	6.300 ...	Western & Southern Mutual Holding Co NO.....
							The Western and Southern Life Insurance Co								
. 0836 ...	Western-Southern Group 00000	84-3894041	TruAmerica Workforce Housing Fund LP FL..... NIA.....	Ownership.....	11.000 ...	Western & Southern Mutual Holding Co NO.....
. 0836 ...	Western-Southern Group 00000	84-2230033	TXFL NNN Office Inv. Holdings,LLC OH..... NIA.....	Integrity Life Insurance Co	Ownership.....	14.810 ...	Western & Southern Mutual Holding Co NO.....
. 0836 ...	Western-Southern Group 00000	84-2230033	TXFL NNN Office Inv. Holdings,LLC OH..... NIA.....	National Integrity Life Insurance Co	Ownership.....	14.810 ...	Western & Southern Mutual Holding Co NO.....
. 0836 ...	Western-Southern Group 00000	84-2230033	TXFL NNN Office Inv. Holdings,LLC OH..... NIA.....	The Lafayette Life Insurance Co	Ownership.....	29.630 ...	Western & Southern Mutual Holding Co NO.....
. 0836 ...	Western-Southern Group 00000	84-2230033	TXFL NNN Office Inv. Holdings,LLC OH..... NIA.....	Western-Southern Life Assurance Co	Ownership.....	40.740 ...	Western & Southern Mutual Holding Co NO.....
. 0836 ...	Western-Southern Group 00000	36-4107014	Vinings Trace OH..... NIA.....	WS Real Estate Holdings LLC	Ownership.....	99.000 ...	Western & Southern Mutual Holding Co NO.....
. 0836 ...	Western-Southern Group 00000	82-1665321	W Apt. Investor Holdings, LLC NC..... NIA.....	WS Real Estate Holdings LLC	Ownership.....	98.000 ...	Western & Southern Mutual Holding Co NO.....
. 0836 ...	Western-Southern Group 00000	31-0846576	W&S Brokerage Services, Inc. OH..... DS.....	Western-Southern Life Assurance Co	Ownership.....	100.000 ...	Western & Southern Mutual Holding Co YES.....
. 0836 ...	Western-Southern Group 00000	31-1334221	W&S Financial Group Distributors, Inc. OH..... DS.....	Western-Southern Life Assurance Co	Ownership.....	100.000 ...	Western & Southern Mutual Holding Co NO.....
. 0836 ...	Western-Southern Group 00000	83-1744878	Warm Springs Apt. Holdings, LLC NV..... NIA.....	WSLR Holdings LLC	Ownership.....	100.000 ...	Western & Southern Mutual Holding Co NO.....
							The Western and Southern Life Insurance Co								
. 0836 ...	Western-Southern Group 00000	31-1413821	Western & Southern Agency, Inc. OH..... DS.....	Ownership.....	100.000 ...	Western & Southern Mutual Holding Co NO.....
. 0836 ...	Western-Southern Group 00000	31-1732404	Western & Southern Financial Group, Inc. OH..... UDP.....	Western & Southern Mutual Holding Co	Ownership.....	100.000 ...	Western & Southern Mutual Holding Co NO.....
							The Western and Southern Life Insurance Co								
. 0836 ...	Western-Southern Group 00000	06-1804434	Western & Southern Investment Holdings LLC OH..... DS.....	Ownership.....	100.000 ...	Western & Southern Mutual Holding Co NO.....
. 0836 ...	Western-Southern Group 00000	31-1732405	Western & Southern Mutual Holding Co OH..... UIP.....	Western & Southern Mutual Holding Co	Ownership.....	100.000 ...	Western & Southern Mutual Holding Co NO.....
							The Western and Southern Life Insurance Co								
. 0836 ...	Western-Southern Group 92622	31-1000236	Western-Southern Life Assurance Co OH..... DS.....	Ownership.....	100.000 ...	Western & Southern Mutual Holding Co NO.....
. 0836 ...	Western-Southern Group 00000	20-2820067	WS CEH LLC OH..... NIA.....	WS Real Estate Holdings LLC	Ownership.....	50.000 ...	Western & Southern Mutual Holding Co NO.....
							The Western and Southern Life Insurance Co								
. 0836 ...	Western-Southern Group 00000	06-1804432	WS Real Estate Holdings LLC OH..... DS.....	Ownership.....	100.000 ...	Western & Southern Mutual Holding Co NO.....
. 0836 ...	Western-Southern Group 00000	33-1058916	WSALD NPH LLC PA..... NIA.....	WS Real Estate Holdings LLC	Ownership.....	50.000 ...	Western & Southern Mutual Holding Co NO.....
. 0836 ...	Western-Southern Group 00000	20-0360272	WSL Partners LP OH..... NIA.....	Fort Washington Capital Partners, LLC	Ownership.....	0.500 ...	Western & Southern Mutual Holding Co NO.....
							The Western and Southern Life Insurance Co								
. 0836 ...	Western-Southern Group 00000	20-0360272	WSL Partners LP OH..... NIA.....	Ownership.....	95.500 ...	Western & Southern Mutual Holding Co NO.....

Asterisk	Explanation

STATEMENT AS OF JUNE 30, 2023 OF THE The Western and Southern Life Insurance Company

SUPPLEMENTAL EXHIBITS AND SCHEDULES INTERROGATORIES

The following supplemental reports are required to be filed as part of your statement filing. However, in the event that your company does not transact the type of business for which the special report must be filed, your response of NO to the specific interrogatory will be accepted in lieu of filing a "NONE" report and a bar code will be printed below. If the supplement is required of your company but is not being filed for whatever reason enter SEE EXPLANATION and provide an explanation following the interrogatory questions.

	Response
1. Will the Trusteed Surplus Statement be filed with the state of domicile and the NAIC with this statement?	NO
2. Will the Medicare Part D Coverage Supplement be filed with the state of domicile and the NAIC with this statement?	NO
3. Will the Reasonableness of Assumptions Certification required by Actuarial Guideline XXXV be filed with the state of domicile and electronically with the NAIC?	NO
4. Will the Reasonableness and Consistency of Assumptions Certification required by Actuarial Guideline XXXV be filed with the state of domicile and electronically with the NAIC?	NO
5. Will the Reasonableness of Assumptions Certification for Implied Guaranteed Rate Method required by Actuarial Guideline XXXVI be filed with the state of domicile and electronically with the NAIC?	NO
6. Will the Reasonableness and Consistency of Assumptions Certification required by Actuarial Guideline XXXVI (Updated Average Market Value) be filed with the state of domicile and electronically with the NAIC?	NO
7. Will the Reasonableness and Consistency of Assumptions Certification required by Actuarial Guideline XXXVI (Updated Market Value) be filed with the state of domicile and electronically with the NAIC?	NO
8. Will the Life PBR Statement of Exemption be filed with the state of domicile by July 1st and electronically with the NAIC with the second quarterly filing per the Valuation Manual (by August 15)? (2nd Quarter Only) The response for 1st and 3rd quarters should be N/A. A NO response resulting with a bar code is only appropriate in the 2nd quarter. In the case of an ongoing statement of exemption, enter "SEE EXPLANATION" and provide as an explanation that the company is utilizing an ongoing statement of exemption.	NO

AUGUST FILING


9. Will the regulator-only (non-public) Communication of Internal Control Related Matters Noted in Audit be filed with the state of domicile and electronically with the NAIC (as a regulator-only non-public document) by August 1? The response for 1st and 3rd quarters should be N/A. A NO response resulting with a bar code is only appropriate in the 2nd quarter.	YES
--	-----

Explanation:

1.
2.
3.
4.
5.
6.
7.
8.

Bar Code:

1. Trusteed Surplus Statement [Document Identifier 490]
2. Medicare Part D Coverage Supplement [Document Identifier 365]
3. Reasonableness of Assumptions Certification required by Actuarial Guideline XXXV [Document Identifier 445]
4. Reasonableness and Consistency of Assumptions Certification required by Actuarial Guideline XXXV [Document Identifier 446]
5. Reasonableness of Assumptions Certification for Implied Guaranteed Rate Method required by Actuarial Guideline XXXVI [Document Identifier 447]
6. Reasonableness and Consistency of Assumptions Certification required by Actuarial Guideline XXXVI [Document Identifier 448]
7. Reasonableness and Consistency of Assumptions Certification required by Actuarial Guideline XXXVI (Updated Market Value) [Document Identifier 449]
8. Life PBR Statement of Exemption (2nd Quarter Only) [Document Identifier 700]



STATEMENT AS OF JUNE 30, 2023 OF THE The Western and Southern Life Insurance Company

OVERFLOW PAGE FOR WRITE-INS

Additional Write-ins for Summary of Operations Line 27

		1	2	3
		Current Year To Date	Prior Year To Date	Prior Year Ended December 31
2704.	Miscellaneous expense	(9,601)	(198,354)	3,834,621
2705.	Reserve adjustment on reinsurance assumed - Lafayette	(49,467)	77,321	48,173
2706.	Change in SCA, LP & LLC Contingent Liability	(1,083,787)	(5,609,188)	(9,102,700)
2797.	Summary of remaining write-ins for Line 27 from overflow page	(1,142,855)	(5,730,221)	(5,219,906)

SCHEDULE A - VERIFICATION

Real Estate

	1	2
	Year to Date	Prior Year Ended December 31
1. Book/adjusted carrying value, December 31 of prior year	25,538,021	22,458,696
2. Cost of acquired:		
2.1 Actual cost at time of acquisition		
2.2 Additional investment made after acquisition	1,259,707	5,347,586
3. Current year change in encumbrances		0
4. Total gain (loss) on disposals		
5. Deduct amounts received on disposals		
6. Total foreign exchange change in book/adjusted carrying value		0
7. Deduct current year's other than temporary impairment recognized		0
8. Deduct current year's depreciation	1,476,149	2,268,261
9. Book/adjusted carrying value at the end of current period (Lines 1+2+3+4-5+6-7-8)	25,321,579	25,538,021
10. Deduct total nonadmitted amounts		0
11. Statement value at end of current period (Line 9 minus Line 10)	25,321,579	25,538,021

SCHEDULE B - VERIFICATION

Mortgage Loans

	1	2
	Year to Date	Prior Year Ended December 31
1. Book value/recorded investment excluding accrued interest, December 31 of prior year	55,840,688	56,947,387
2. Cost of acquired:		
2.1 Actual cost at time of acquisition		0
2.2 Additional investment made after acquisition		0
3. Capitalized deferred interest and other		0
4. Accrual of discount		0
5. Unrealized valuation increase (decrease)		0
6. Total gain (loss) on disposals		0
7. Deduct amounts received on disposals	570,483	1,106,699
8. Deduct amortization of premium and mortgage interest points and commitment fees		0
9. Total foreign exchange change in book value/recorded investment excluding accrued interest		0
10. Deduct current year's other than temporary impairment recognized		0
11. Book value/recorded investment excluding accrued interest at end of current period (Lines 1+2+3+4+5+6-7-8+9-10)	55,270,205	55,840,688
12. Total valuation allowance		
13. Subtotal (Line 11 plus Line 12)	55,270,205	55,840,688
14. Deduct total nonadmitted amounts		0
15. Statement value at end of current period (Line 13 minus Line 14)	55,270,205	55,840,688

SCHEDULE BA - VERIFICATION

Other Long-Term Invested Assets

	1	2
	Year to Date	Prior Year Ended December 31
1. Book/adjusted carrying value, December 31 of prior year	2,736,187,660	2,415,564,786
2. Cost of acquired:		
2.1 Actual cost at time of acquisition	86,214,094	188,029,529
2.2 Additional investment made after acquisition	144,776,832	375,956,462
3. Capitalized deferred interest and other	0	0
4. Accrual of discount	113	4,568
5. Unrealized valuation increase (decrease)	(59,502,608)	60,288,891
6. Total gain (loss) on disposals	0	0
7. Deduct amounts received on disposals	163,476,560	286,504,758
8. Deduct amortization of premium and depreciation	28,177	45,818
9. Total foreign exchange change in book/adjusted carrying value	0	0
10. Deduct current year's other than temporary impairment recognized	0	17,106,000
11. Book/adjusted carrying value at end of current period (Lines 1+2+3+4+5+6-7-8+9-10)	2,744,171,354	2,736,187,660
12. Deduct total nonadmitted amounts	272,633,830	265,186,388
13. Statement value at end of current period (Line 11 minus Line 12)	2,471,537,524	2,471,001,272

SCHEDULE D - VERIFICATION

Bonds and Stocks

	1	2
	Year to Date	Prior Year Ended December 31
1. Book/adjusted carrying value of bonds and stocks, December 31 of prior year	8,284,310,712	8,498,124,201
2. Cost of bonds and stocks acquired	122,834,501	1,279,102,430
3. Accrual of discount	472,468	1,263,648
4. Unrealized valuation increase (decrease)	(145,544,540)	(553,333,358)
5. Total gain (loss) on disposals	63,116,064	49,894,171
6. Deduct consideration for bonds and stocks disposed of	293,337,179	958,846,008
7. Deduct amortization of premium	2,487,344	9,833,509
8. Total foreign exchange change in book/adjusted carrying value	672,790	208,464
9. Deduct current year's other than temporary impairment recognized	7,502,518	22,250,050
10. Total investment income recognized as a result of prepayment penalties and/or acceleration fees	0	(19,278)
11. Book/adjusted carrying value at end of current period (Lines 1+2+3+4+5-6-7+8-9+10)	8,022,534,954	8,284,310,712
12. Deduct total nonadmitted amounts	19,442,116	19,941,073
13. Statement value at end of current period (Line 11 minus Line 12)	8,003,092,838	8,264,369,639

STATEMENT AS OF JUNE 30, 2023 OF THE The Western and Southern Life Insurance Company

SCHEDULE D - PART 1B

Showing the Acquisitions, Dispositions and Non-Trading Activity
During the Current Quarter for all Bonds and Preferred Stock by NAIC Designation

NAIC Designation	1 Book/Adjusted Carrying Value Beginning of Current Quarter	2 Acquisitions During Current Quarter	3 Dispositions During Current Quarter	4 Non-Trading Activity During Current Quarter	5 Book/Adjusted Carrying Value End of First Quarter	6 Book/Adjusted Carrying Value End of Second Quarter	7 Book/Adjusted Carrying Value End of Third Quarter	8 Book/Adjusted Carrying Value December 31 Prior Year
BONDS								
1. NAIC 1 (a)	1,514,991,150	69,475,649	99,509,771	37,336,589	1,514,991,150	1,522,293,617		1,519,131,803
2. NAIC 2 (a)	1,137,529,095	374,546,889	366,083,112	(30,682,362)	1,137,529,095	1,115,310,510		1,178,375,481
3. NAIC 3 (a)	76,468,050	0	284,471	(7,514,304)	76,468,050	68,669,275		76,559,411
4. NAIC 4 (a)	13,139,966	0	1,025	18,107	13,139,966	13,157,048		13,133,979
5. NAIC 5 (a)	1,000,000	0	0	0	1,000,000	1,000,000		1,000,000
6. NAIC 6 (a)	4	0	0	0	4	4		4
7. Total Bonds	2,743,128,265	444,022,538	465,878,379	(841,970)	2,743,128,265	2,720,430,454	0	2,788,200,678
PREFERRED STOCK								
8. NAIC 1	2,066,612	0	0	(492,811)	2,066,612	1,573,801		1,882,933
9. NAIC 2	19,861,417	0	0	563,687	19,861,417	20,425,104		25,034,076
10. NAIC 3	0	0	0	0	0	0		
11. NAIC 4	0	0	0	0	0	0		
12. NAIC 5	2,172,972	0	0	(2,172,972)	2,172,972	0		
13. NAIC 6	16,584,653	0	0	17,473	16,584,653	16,602,126		15,597,155
14. Total Preferred Stock	40,685,654	0	0	(2,084,623)	40,685,654	38,601,031	0	42,514,164
15. Total Bonds and Preferred Stock	2,783,813,919	444,022,538	465,878,379	(2,926,593)	2,783,813,919	2,759,031,485	0	2,830,714,842

(a) Book/Adjusted Carrying Value column for the end of the current reporting period includes the following amount of short-term and cash equivalent bonds by NAIC designation:
NAIC 1 \$ 2,000,000 ; NAIC 2 \$ 5,169,842 ; NAIC 3 \$; NAIC 4 \$; NAIC 5 \$; NAIC 6 \$.

SCHEDULE DA - PART 1

Short-Term Investments

	1	2	3	4	5
	Book/Adjusted Carrying Value	Par Value	Actual Cost	Interest Collected Year-to-Date	Paid for Accrued Interest Year-to-Date
7709999999 Totals	2,971,658	xxx	2,971,658	54,944	

SCHEDULE DA - VERIFICATION

Short-Term Investments

	1	2
	Year To Date	Prior Year Ended December 31
1. Book/adjusted carrying value, December 31 of prior year	3,500,000	130,123,027
2. Cost of short-term investments acquired	3,971,243	10,293,704
3. Accrual of discount	0	0
4. Unrealized valuation increase (decrease)	0	0
5. Total gain (loss) on disposals	0	652
6. Deduct consideration received on disposals	4,499,585	136,917,383
7. Deduct amortization of premium	0	0
8. Total foreign exchange change in book/adjusted carrying value	0	0
9. Deduct current year's other than temporary impairment recognized	0	0
10. Book/adjusted carrying value at end of current period (Lines 1+2+3+4+5-6-7+8-9)	2,971,658	3,500,000
11. Deduct total nonadmitted amounts	0	0
12. Statement value at end of current period (Line 10 minus Line 11)	2,971,658	3,500,000

SCHEDULE DB - PART A - VERIFICATION

Options, Caps, Floors, Collars, Swaps and Forwards

1.	Book/Adjusted Carrying Value, December 31, prior year (Line 10, prior year)	195,698
2.	Cost Paid/(Consideration Received) on additions	50,369
3.	Unrealized Valuation increase/(decrease)	(145,330)
4.	SSAP No. 108 adjustments	
5.	Total gain (loss) on termination recognized	170,417
6.	Considerations received/(paid) on terminations	271,154
7.	Amortization	
8.	Adjustment to the Book/Adjusted Carrying Value of hedged item	
9.	Total foreign exchange change in Book/Adjusted Carrying Value	
10.	Book/Adjusted Carrying Value at End of Current Period (Lines 1+2+3+4+5-6+7+8+9)	0
11.	Deduct nonadmitted assets	
12.	Statement value at end of current period (Line 10 minus Line 11)	0

SCHEDULE DB - PART B - VERIFICATION

Futures Contracts

1.	Book/Adjusted carrying value, December 31 of prior year (Line 6, prior year)	
2.	Cumulative cash change (Section 1, Broker Name/Net Cash Deposits Footnote - Cumulative Cash Change column)	
3.1	Add:	
	Change in variation margin on open contracts - Highly Effective Hedges	
3.11	Section 1, Column 15, current year to date minus	
3.12	Section 1, Column 15, prior year	
	Change in variation margin on open contracts - All Other	
3.13	Section 1, Column 18, current year to date minus	
3.14	Section 1, Column 18, prior year	
3.2	Add:	
	Change in adjustment to basis of hedged item	
3.21	Section 1, Column 17, current year to date minus	
3.22	Section 1, Column 17, prior year	
	Change in amount recognized	
3.23	Section 1, Column 19, current year to date minus	
3.24	Section 1, Column 19, prior year plus	
3.25	SSAP No. 108 adjustments	
3.3	Subtotal (Line 3.1 minus Line 3.2)	
4.1	Cumulative variation margin on terminated contracts during the year	
4.2	Less:	
	4.21 Amount used to adjust basis of hedged item	
	4.22 Amount recognized	
	4.23 SSAP No. 108 adjustments	
4.3	Subtotal (Line 4.1 minus Line 4.2)	
5.	Dispositions gains (losses) on contracts terminated in prior year:	
	5.1 Total gain (loss) recognized for terminations in prior year	
	5.2 Total gain (loss) adjusted into the hedged item(s) for terminations in prior year	
6.	Book/Adjusted carrying value at end of current period (Lines 1+2+3.3-4.3-5.1-5.2)	
7.	Deduct total nonadmitted amounts	
8.	Statement value at end of current period (Line 6 minus Line 7)	

NONE

Schedule DB - Part C - Section 1 - Replication (Synthetic Asset) Transactions (RSATs) Open
N O N E

Schedule DB-Part C-Section 2-Reconciliation of Replication (Synthetic Asset) Transactions Open
N O N E

Schedule DB - Verification - Book/Adjusted Carrying Value, Fair Value and Potential Exposure of
Derivatives
N O N E

SCHEDULE E - PART 2 - VERIFICATION

(Cash Equivalents)

	1	2
	Year To Date	Prior Year Ended December 31
1. Book/adjusted carrying value, December 31 of prior year	48,243,819	248,607,957
2. Cost of cash equivalents acquired	1,614,265,506	9,403,402,151
3. Accrual of discount	0	0
4. Unrealized valuation increase (decrease)	0	0
5. Total gain (loss) on disposals	5,706	7,812
6. Deduct consideration received on disposals	1,612,778,856	9,603,774,101
7. Deduct amortization of premium	0	0
8. Total foreign exchange change in book/adjusted carrying value	0	0
9. Deduct current year's other than temporary impairment recognized	0	0
10. Book/adjusted carrying value at end of current period (Lines 1+2+3+4+5-6-7+8-9)	49,736,175	48,243,819
11. Deduct total nonadmitted amounts	0	0
12. Statement value at end of current period (Line 10 minus Line 11)	49,736,175	48,243,819

SCHEDULE A - PART 2

1 Description of Property	Location		4 Date Acquired	5 Name of Vendor	6 Actual Cost at Time of Acquisition	7 Amount of Encumbrances	8 Book/Adjusted Carrying Value Less Encumbrances	9 Additional Investment Made After Acquisition
	2 City	3 State						
400 Broadway Complex-CO Owned-Occupied	Cincinnati	OH	01/01/1901	Various	16,346,577	293,734
Broadway Garage-Co Owned-Occupied	Cincinnati	OH	01/01/1950	Various	674,277	210,930
Guilford Building-CO Owned-Occupied	Cincinnati	OH	11/03/1992	Various	4,194,816	156,149
0199999. Acquired by Purchase					0	0	21,215,671	660,813
.....
.....
.....
.....
.....
.....
.....
.....
0399999 - Totals					0	0	21,215,671	660,813

Showing All Real Estate DISPOSED During the Quarter, Including Payments During the Final Year on "Sales Under Contract"

[illegible]

EO1

SCHEDULE B - PART 2

[illegible]

SCHEDULE B - PART 3

1 Loan Number	Location		4 Loan Type	5 Date Acquired	6 Disposal Date	7 Book Value/ Recorded Investment Excluding Accrued Interest Prior Year	Change in Book Value/Recorded Investment						14 Book Value/ Recorded Investment Excluding Accrued Interest on Disposal	15 Consid-eration	16 Foreign Exchange Gain (Loss) on Disposal	17 Realized Gain (Loss) on Disposal	18 Total Gain (Loss) on Disposal
	2 City	3 State					8 Unrealized Valuation Increase (Decrease)	9 Current Year's (Amortization)/Accretion	10 Current Year's Other-Than-Temporary Impairment Recognized	11 Capitalized Deferred Interest and Other	12 Total Change in Book Value (8+9-10+11)	13 Total Foreign Exchange Change in Book Value					
44682	CINCINNATI	OH	12/01/2011	19,907333333
44692	CINCINNATI	OH	12/01/2011	44,480325325
44696	NORTH CHARLESTON	SC	10/28/2016	10,890,37198,80298,802
44697	NORTH CHARLESTON	SC	11/01/2016	1,507,897	13,680	13,680
44698	SAN JOSE	CA	12/01/2017	4,948,16159,46859,468
44699	MILTON	IA	10/17/2018	21,240,00000
44700	CINCINNATI	OH	07/01/2019	0,513,48543,93943,939
44701	LADY LAKE	FL02/20/2020	6,676,38870,14670,146
0299999. Mortgages with partial repayments						55,840,689	0	0	0	0	0	0	286,693	286,693	0	0	0
0599999 - Totals						55,840,689	0	0	0	0	0	0	286,693	286,693	0	0	0

STATEMENT AS OF JUNE 30, 2023 OF THE The Western and Southern Life Insurance Company

SCHEDULE BA - PART 2

Showing Other Long-Term Invested Assets ACQUIRED AND ADDITIONS MADE During the Current Quarter

1	2	Location		5	6	7	8	9	10	11	12	13
		3	4									
CUSIP Identification	Name or Description	City	State	Name of Vendor or General Partner	NAIC Designation, NAIC Designation Modifier and SVO Administrative Symbol	Date Originally Acquired	Type and Strategy	Actual Cost at Time of Acquisition	Additional Investment Made After Acquisition	Amount of Encumbrances	Commitment for Additional Investment	Percentage of Ownership
000000-00-0	Pearlmark Mezz Realty Partners V-WS, LP	Chicago	IL.....	Pearl Mark	12/02/2021	3,040,000	39,694,340	80.000
1199999. Non-Registered Private Funds - Mortgage Loans - Unaffiliated									0	3,040,000	0	XXX
000000-00-0	First Eagle Direct Lending Fund III, LLC	Boston	MA.....	First Eagle Direct Lending Fund III, LLC 1.E FE	11/18/2016	24,861	3,542,267	1.560
1599999. Joint Venture Interests - Fixed Income - NAIC Designation Assigned by the SVO - Unaffiliated									0	24,861	0	XXX
000000-00-0	ABRY ADVANCED SECURITIES FUND IV	CAYMAN ISLANDS	CYM.....	ABRY ADVANCED SECURITIES FUND IV	02/20/2019 ...	2.....	9,572,612	9,075,769	1.670
000000-00-0	Audax Direct Lending Solutions D	WILMINGTON	DE.....	Audax Direct Lending Solutions D	10/24/2018	1.....	773,607	982,952	1.680
000000-00-0	AUDAX MEZZANINE IV	WILMINGTON	DE.....	AUDAX MEZZANINE IV	09/30/2016 ...	1.....	869,946	9,216,701	4.630
000000-00-0	ABRY ADVANCED SECURITIES FUND II LP	CAYMAN ISLANDS	CYM.....	ABRY ADVANCED SECURITIES FUND II LP	05/04/2011	2.....	5,623	5,217,671	0.980
000000-00-0	ABRY SENIOR EQUITY II LP	Boston	MA.....	ABRY SENIOR EQUITY II LP	07/27/2006	3.....	1,947	465,017	0.840
000000-00-0	ABRY SENIOR EQUITY IV LP	Boston	MA.....	ABRY SENIOR EQUITY IV LP	12/28/2012	2,892	354,311	0.470
000000-00-0	CHAMBERS Energy Capital II LP	HOUSTON	TX.....	CHAMBERS Energy Capital II LP	07/06/2012 ...	2.....	1,961	4,969	0.740
1799999. Joint Venture Interests - Fixed Income - NAIC Designation Not Assigned by the SVO - Unaffiliated									0	11,228,588	0	XXX
000000-00-0	57 STARS Global Opportunity Fund 3	WASHINGTON	DC.....	57 STARS Global Opportunity Fund 3	06/04/2013	64,244	646,772	6.640
000000-00-0	BRIDGE GROWTH PARTNERS LP	CHICAGO	IL.....	BRIDGE GROWTH PARTNERS LP	07/14/2014	30,092	2.440
000000-00-0	Canapi Ventures FUND II	WILMINGTON	DE.....	Canapi Ventures FUND II	08/26/2022	58,055	4,447,545	1.050
000000-00-0	Cintrifuse Syndicate Fund II Syndicate Fund II LLC	CINCINNATI	OH.....	Cintrifuse Syndicate Fund II Syndicate Fund II LLC	09/18/2017	131,882	804,430	8.920
000000-00-0	Core Innovation Capital III LP	LOS ANGELES	CA.....	Core Innovation Capital III LP	07/29/2019	302,206	1,737,737	7.080
000000-00-0	CORSAIR IV FS CAPITAL PARTNERS LP	NEW YORK	NY.....	CORSAIR IV FS CAPITAL PARTNERS LP	06/20/2011	16,750	707,044	1.170
000000-00-0	FTV Capital VII	SAN FRANCISCO	CA.....	FTV Capital VII	01/14/2022	200,000	2,900,000	0.000
000000-00-0	Further Global Capital Further Global Capital	NEW YORK	NY.....	Further Global Capital Further Global Capital	10/28/2019	405,600	0.020
000000-00-0	Liberty 77 Fund International Liberty 77 Fund International	WASHINGTON	DC.....	Liberty 77 Fund International Liberty 77 Fund International	03/25/2022	1,298,421	64,877,090	0.000
000000-00-0	Portag3 L.P.	TORONTO	CAN.....	Portag3 L.P.	09/23/2019	320,407	1,187,176	2.340
000000-00-0	Portag3 Ventures III L.P.	TORONTO	CAN.....	Portag3 Ventures III L.P.	07/23/2021	545,189	6,456,061	1.530
000000-00-0	Sands Capital Private Growth F Global Innovation Fund C-1	Arlington	VA.....	Sands Capital Private Growth F Global Innovation Fund C-1	06/29/2017	9,670	0.040
000000-00-0	Sands Capital Private Growth F Global Venture Fund I	Arlington	VA.....	Sands Capital Private Growth F Global Venture Fund I	06/28/2017	97,996	0.070
000000-00-0	Sands Capital Private Growth F Global Venture Fund III	Arlington	VA.....	Sands Capital Private Growth F Global Venture Fund III	12/15/2021	144,908	2,365,320	0.040
000000-00-0	SILVER LAKE PARTNERS L.P.	WILMINGTON	DE.....	SILVER LAKE PARTNERS L.P.	04/30/2019 ...	3.....	414	0.020
000000-00-0	SixThirty III LP	ST LOUIS	MO.....	SixThirty III LP	10/21/2021	170,311	1,252,526	6.310
000000-00-0	SNOW PHIPPS II LP	NEW YORK	NY.....	SNOW PHIPPS II LP	08/11/2010	5,922	234,644	0.010
000000-00-0	SOLAMERE CAPITAL FUND Fund III Co-Investment	Boston	MA.....	SOLAMERE CAPITAL FUND Fund III Co-Investment	04/29/2019	56,200	4.110
000000-00-0	SOLAMERE CAPITAL FUND Solamere Series IV Flagship	Boston	MA.....	SOLAMERE CAPITAL FUND Solamere Series IV Flagship	06/28/2023	1,022,924	23,977,076	0.000
000000-00-0	TRUARC PARTNERS TruArc Partners LP	NEW YORK	NY.....	TRUARC PARTNERS TruArc Partners LP	04/07/2023	2,490,996	2,190,201	0.000
000000-00-0	Vestigo Ventures LP Vestigo Ventures Fund I	Boston	MA.....	Vestigo Ventures LP Vestigo Ventures Fund I	01/18/2018	100,000	150,000	8.490
000000-00-0	Vestigo Ventures LP Vestigo Ventures Fund II LP	Boston	MA.....	Vestigo Ventures LP Vestigo Ventures Fund II LP	10/22/2020	250,000	2,750,000	4.260
1999999. Joint Venture Interests - Common Stock - Unaffiliated									1,341,727	6,699,263	0	XXX
000000-00-0	FT. WASHINGTON PRIVATE EQUITY X-B L.P.	CINCINNATI	OH.....	FT. WASHINGTON PRIVATE EQUITY X-B L.P.	11/23/2018	2,500,000	40,500,000	99.500
000000-00-0	FT. WASHINGTON PRIVATE EQUITY Small Market II L.P.	CINCINNATI	OH.....	FT. WASHINGTON PRIVATE EQUITY Small Market II L.P.	05/08/2023	504,000	1,896,000	0.000
000000-00-0	FT. WASHINGTON PRIVATE EQUITY XI L.P.	CINCINNATI	OH.....	FT. WASHINGTON PRIVATE EQUITY XI L.P.	05/16/2023	144,000	3,456,000	0.000
2099999. Joint Venture Interests - Common Stock - Affiliated									648,000	2,500,000	0	XXX
000000-00-0	Al. Neyer Industrial Fund II-Q, LLC	Cincinnati	OH.....	Al. Neyer	08/12/2022	3,060,000	8,424,913
2199999. Joint Venture Interests - Real Estate - Unaffiliated									0	3,060,000	0	XXX
000000-00-0	W&S Real Estate Holdings LLC	Cincinnati	OH.....	WSLIC	12/01/2006	18,392,577	44,433,205	141,294,353	100.000
000000-00-0	TruAmerica Workforce Housing Fund I-A, LP	Los Angeles	CA.....	TRUAMERICA MULTIFAMILY LLC	06/25/2021	1,936,726	4,253,565	11.000
2299999. Joint Venture Interests - Real Estate - Affiliated									18,392,577	46,369,931	0	XXX
000000-00-0	Pearlmark Mezz Realty Partners GP V, LLC	Chicago	IL.....	Pearl Mark	12/02/2021	39,300	964,708	25.000
2599999. Joint Venture Interests - Other - Unaffiliated									0	39,300	0	XXX

STATEMENT AS OF JUNE 30, 2023 OF THE The Western and Southern Life Insurance Company

SCHEDULE BA - PART 2

Showing Other Long-Term Invested Assets ACQUIRED AND ADDITIONS MADE During the Current Quarter

1	2	Location		5	6	7	8	9	10	11	12	13
		3	4									
CUSIP Identification	Name or Description	City	State	Name of Vendor or General Partner	NAIC Designation, NAIC Designation Modifier and SVO Admini- strative Symbol	Date Originally Acquired	Type and Strategy	Actual Cost at Time of Acquisition	Additional Investment Made After Acquisition	Amount of Encumbrances	Commitment for Additional Investment	Percentage of Ownership
6099999. Total - Unaffiliated								1,341,727	24,092,012	0	194,627,240	XXX
6199999. Total - Affiliated								19,040,577	48,869,931	0	191,399,918	XXX
6299999 - Totals								20,382,304	72,961,943	0	386,027,158	XXX

SCHEDULE BA - PART 3

Showing Other Long-Term Invested Assets DISPOSED, Transferred or Repaid During the Current Quarter

1	2	Location		5	6	7	8	Change in Book/Adjusted Carrying Value						15	16	17	18	19	20
		3	4					9	10	11	12	13	14						
CUSIP Identification	Name or Description	City	State	Name of Purchaser or Nature of Disposal	Date Originally Acquired	Disposal Date	Book/ Adjusted Carrying Value Less Encum- brances, Prior Year	Unrealized Valuation Increase (De- crease)	Current Year's (Depre- ciation) or (Amorti- zation)/ Accretion	Current Year's Other Than Temporary Impair- ment Recog- nized	Capital- ized Deferred Interest and Other	Total Change in Book/ Adjusted Carrying Value (9+10- 11+12)	Total Foreign Exchange Change in Book/ Adjusted Carrying Value	Book/ Adjusted Carrying Value Less Encum- brances on Disposal	Consid- eration	Foreign Exchange Gain (Loss) on Disposal	Realized Gain (Loss) on Disposal	Total Gain (Loss) on Disposal	Invest- ment Income
000000-00-0	Pearlmark Mz Rlty Ptrns V-WS, LP	Chicago	IL.....	Cash Return Dist.	12/02/2021	06/27/2023	4,879,795					0		235,693	235,693			0	
1199999. Non-Registered Private Funds - Mortgage Loans - Unaffiliated								0	0	0	0	0	0	235,693	235,693	0	0	0	0
000000-00-0	First Eagle Direct Lending Fund III, LLC	BOSTON	MA.....	First Eagle Direct Lending Fund III, LLC	11/18/2016	05/31/2023	65,978					0		65,978	65,978			0	
1599999. Joint Venture Interests - Fixed Income - NAIC Designation Assigned by the SVO - Unaffiliated								0	0	0	0	0	0	65,978	65,978	0	0	0	0
000000-00-0	ABRY ADVANCED SECURITIES FUND IV	CAYMAN ISLANDS	CYM.....	ABRY ADVANCED SECURITIES FUND IV	02/20/2019	04/28/2023	11,424,507					0		11,424,507	11,424,507			0	
000000-00-0	Audax Direct Lending Solutions D	WILMINGTON	DE.....	Audax Direct Lending Solutions D	10/24/2018	05/02/2023	153,860					0		153,860	153,860			0	
000000-00-0	AUDAX MEZZANINE IV	WILMINGTON	DE.....	AUDAX MEZZANINE IV	09/30/2016	04/11/2023	366,649					0		366,649	366,649			0	
000000-00-0	ABRY ADVANCED SECURITIES FUND II LP	CAYMAN ISLANDS	CYM.....	ABRY ADVANCED SECURITIES FUND II LP	05/04/2011	04/21/2023	29,640					0		29,640	29,640			0	
000000-00-0	ABRY ADVANCED SECURITIES FUND III	CAYMAN ISLANDS	CYM.....	ABRY ADVANCED SECURITIES FUND III	06/04/2014	04/27/2023	1,083,054					0		1,083,054	1,083,054			0	
000000-00-0	ABRY SENIOR EQUITY II LP	BOSTON	MA.....	ABRY SENIOR EQUITY II LP	07/27/2006	06/30/2023	22,521					0		22,521	22,521			0	
000000-00-0	ABRY SENIOR EQUITY IV LP	BOSTON	MA.....	ABRY SENIOR EQUITY IV LP	12/28/2012	06/12/2023	10,752					0		10,752	10,752			0	
000000-00-0	Benefit Street Partners Debt Fund IV LP	WILMINGTON	DE.....	Benefit Street Partners Debt Fund IV LP	01/24/2017	05/12/2023	252,605					0		252,605	252,605			0	
000000-00-0	CHAMBERS Energy Capital II LP	HOUSTON	TX.....	CHAMBERS Energy Capital II LP	07/06/2012	06/29/2023	61,355					0		61,355	61,355			0	
000000-00-0	CONGRUENT CREDIT STRATEGIES Opportunities Fund III	DALLAS	TX.....	CONGRUENT CREDIT STRATEGIES Opportunities Fund III	08/30/2013	04/28/2023	594,949					0		594,949	594,949			0	
000000-00-0	MCP PRIVATE CAPITAL FUND II	CAYMAN ISLANDS	CYM.....	MCP PRIVATE CAPITAL FUND II	09/30/2014	05/11/2023	58,899					0		58,899	58,899			0	
000000-00-0	PROVIDENCE DEBT OPPS III L.P.	PROVIDENCE	RI.....	PROVIDENCE DEBT OPPS III L.P.	09/16/2013	04/19/2023	1,160,869					0		1,160,869	1,160,869			0	
000000-00-0	REGIMENT CAPITAL SSF V LP	BOSTON	MA.....	REGIMENT CAPITAL SSF V LP	07/15/2011	05/22/2023	42,063					0		42,063	42,063			0	
000000-00-0	Summit Partners II LP	CAYMAN ISLANDS	CYM.....	Summit Partners II LP	11/25/2014	04/13/2023	187,288					0		187,288	187,288			0	
000000-00-0	TCW Direct Lending LLC	LOS ANGELES	CA.....	TCW Direct Lending LLC	03/31/2015	05/17/2023	69,532					0		69,532	69,532			0	
1799999. Joint Venture Interests - Fixed Income - NAIC Designation Not Assigned by the SVO - Unaffiliated								0	0	0	0	0	0	15,518,543	15,518,543	0	0	0	0
000000-00-0	57 STARS Global Opportunity Fund 3	WASHINGTON	DC.....	57 STARS Global Opportunity Fund 3	06/04/2013	05/03/2023	304,596					0		304,596	304,596			0	
000000-00-0	CORSAIR IV FS CAPITAL PARTNERS LP	NEW YORK	NY.....	CORSAIR IV FS CAPITAL PARTNERS LP	06/20/2011	06/02/2023	387					0		387	387			0	
000000-00-0	EnCap Energy Capital Fund IX	HOUSTON	TX.....	EnCap Energy Capital Fund IX	01/18/2013	04/21/2023	293,949					0		293,949	293,949			0	
000000-00-0	KKR ASSOCIATES	NEW YORK	NY.....	KKR ASSOCIATES	10/05/2006	05/17/2023	653					0		653	653			0	
000000-00-0	Sands Capital Private Growth F Global Innovation Fund C-1	Arlington	VA.....	Sands Capital Private Growth F Global Innovation Fund C-1	06/29/2017	04/13/2023	1,712,418					0		1,712,418	1,712,418			0	

STATEMENT AS OF JUNE 30, 2023 OF THE The Western and Southern Life Insurance Company

SCHEDULE BA - PART 3

Showing Other Long-Term Invested Assets DISPOSED, Transferred or Repaid During the Current Quarter

1	2	Location		5	6	7	8	Change in Book/Adjusted Carrying Value						15	16	17	18	19	20
		3	4					9	10	11	12	13	14						
CUSIP Identification	Name or Description	City	State	Name of Purchaser or Nature of Disposal	Date Originally Acquired	Disposal Date	Book/ Adjusted Carrying Value Less Encumbrances, Prior Year	Unrealized Valuation Increase (Decrease)	Current Year's (Depreciation) or (Amortization)/ Accretion	Current Year's Other Than Temporary Impairment Recognized	Capitalized Deferred Interest and Other	Total Change in Book/ Adjusted Carrying Value (9+10-11+12)	Total Foreign Exchange Change in Book/ Adjusted Carrying Value	Book/ Adjusted Carrying Value Less Encumbrances on Disposal	Consideration	Foreign Exchange Gain (Loss) on Disposal	Realized Gain (Loss) on Disposal	Total Gain (Loss) on Disposal	Investment Income
000000-00-0	Sands Capital Private Growth F Global Venture Fund I	Arlington	VA.....	Sands Capital Private Growth F Global Venture Fund I06/28/201704/13/2023 192,7730 192,773 192,7730
000000-00-0	Sands Capital Private Growth F Life Sciences Pulse Fund I	Arlington	VA.....	Sands Capital Private Growth F Life Sciences Pulse Fund I12/23/201905/23/2023 106,9360 106,936 106,9360
000000-00-0	SILVER LAKE PARTNERS III	WILMINGTON	DE.....	SILVER LAKE PARTNERS III08/30/200706/07/2023 1,5380 1,538 1,5380
000000-00-0	SILVER LAKE PARTNERS L.P	WILMINGTON	DE.....	SILVER LAKE PARTNERS L.P04/30/201905/17/2023 2,1230 2,123 2,1230
000000-00-0	SixThirty III LP	ST LOUIS	MO.....	SixThirty III LP10/21/202106/30/2023 29,2280 29,228 29,2280
000000-00-0	SNOW PHIPPS III LP	NEW YORK	NY.....	SNOW PHIPPS III LP01/19/201705/23/2023 58,3390 58,339 58,3390
000000-00-0	TRUARC PARTNERS TruArc Partners LP	NEW YORK	NY.....	TRUARC PARTNERS TruArc Partners LP04/07/202305/19/2023 105,8090 105,809 105,8090
1999999. Joint Venture Interests - Common Stock - Unaffiliated							2,808,749	0	0	0	0	0	0	2,808,749	2,808,749	0	0	0	0
000000-00-0	FT. WASHINGTON PRIVATE EQUITY VII L.P.	CINCINNATI	OH.....	FT. WASHINGTON PRIVATE EQUITY VII L.P.07/23/201005/30/2023 1,265,9760 1,265,976 1,265,9760
000000-00-0	FT. WASHINGTON PRIVATE EQUITY VIII L.P.	CINCINNATI	OH.....	FT. WASHINGTON PRIVATE EQUITY VIII L.P.11/25/201405/30/2023 1,990,0500 1,990,050 1,990,0500
2099999. Joint Venture Interests - Common Stock - Affiliated							3,256,026	0	0	0	0	0	0	3,256,026	3,256,026	0	0	0	0
000000-00-0	Chestnut Healthcare Partners II, L.P.	Chattanooga	TN.....	Cash Return Dist.09/28/202106/05/2023 15,865,6310 40,877 40,8770
000000-00-0	W&S REAL ESTATE HOLDINGS LLC	Cincinnati	OH.....	Cash Return Dist.12/01/200606/29/2023 1,213,989,1900 60,716,733 60,716,7330
000000-00-0	TruAmerica Workforce Housing Fund I-A, LP ..	Los Angeles	CA.....	Cash Return Distribution06/25/202106/06/2023 69,562,7350 116,432 116,4320
2299999. Joint Venture Interests - Real Estate - Affiliated							1,299,417,556	0	0	0	0	0	0	60,874,042	60,874,042	0	0	0	0
6099999. Total - Unaffiliated							23,273,065	0	0	0	0	0	0	18,628,963	18,628,963	0	0	0	0
6199999. Total - Affiliated							1,302,673,582	0	0	0	0	0	0	64,130,068	64,130,068	0	0	0	0
6299999 - Totals							1,325,946,647	0	0	0	0	0	0	82,759,031	82,759,031	0	0	0	0

STATEMENT AS OF JUNE 30, 2023 OF THE The Western and Southern Life Insurance Company

SCHEDULE D - PART 3

Show All Long-Term Bonds and Stock Acquired During the Current Quarter

1	2	3	4	5	6	7	8	9	10
CUSIP Identification	Description	Foreign	Date Acquired	Name of Vendor	Number of Shares of Stock	Actual Cost	Par Value	Paid for Accrued Interest and Dividends	NAIC Designation, NAIC Designation Modifier and SVO Administrative Symbol
3136AU-08-5	FNR 2016-98 BZ 4.000% 01/25/57		06/01/2023	Interest Capitalization		107,675	107,675	0	1.A
0909999999. Subtotal - Bonds - U.S. Special Revenues						107,675	107,675	0	XXX
06053F-AA-7	BANK OF AMERICA CORP 4.100% 07/24/23		05/10/2023	Various		2,243,105	2,250,000	27,476	1.G FE
52523K-AJ-3	LXS 2006-17 WF5 6.637% 12/25/42		05/01/2023	Interest Capitalization		0	0	0	3.A FM
526107-AD-9	LENNOX INTERNATIONAL INC 3.000% 11/15/23		05/12/2023	STIFEL NICHOLAS		197,316	200,000	17	2.B FE
64953B-BC-1	NEW YORK LIFE GLOBAL 5.790% 06/13/25		06/15/2023	J P MORGAN SEC		1,000,000	1,000,000	0	1.A FE
6944PL-2T-5	PACIFIC LIFE GF II 5.950% 06/16/25		06/08/2023	J P MORGAN SEC		1,000,000	1,000,000	0	1.D FE
76112H-AD-9	RAST 2006-A9CB A4 6.000% 09/25/36		06/01/2023	Interest Capitalization		0	0	0	1.A FM
85207U-AF-2	SPRINT CORP 7.875% 09/15/23		05/25/2023	GOLDMAN SACHS		703,423	700,000	11,484	2.B FE
86787E-AN-7	SUNTRUST BANK 2.750% 05/01/23		04/04/2023	KEY BANC-MCDONALD		1,995,880	2,000,000	23,681	1.F FE
13607G-PK-2	CANADIAN IMPERIAL BANK 0.950% 06/23/23	A	05/03/2023	TD SECURITIES		596,322	600,000	2,090	1.F FE
05581K-AB-7	BNP PARIBAS 3.800% 01/10/24	D	06/27/2023	HONG KONG SHANGHAI BK		593,082	600,000	10,703	1.G FE
12594K-AA-0	CNH INDUSTRIAL NV 4.500% 08/15/23	D	05/10/2023	US BANCORP		896,940	900,000	9,788	2.B FE
50247V-AA-7	LYB INTL FINANCE BV 4.000% 07/15/23	D	04/03/2023	GOLDMAN SACHS		348,180	350,000	3,111	2.B FE
1109999999. Subtotal - Bonds - Industrial and Miscellaneous (Unaffiliated)						9,574,248	9,600,000	88,350	XXX
2509999997. Total - Bonds - Part 3						9,681,923	9,707,675	88,350	XXX
2509999998. Total - Bonds - Part 5						XXX	XXX	XXX	XXX
2509999999. Total - Bonds						9,681,923	9,707,675	88,350	XXX
4509999997. Total - Preferred Stocks - Part 3						0	XXX	0	XXX
4509999998. Total - Preferred Stocks - Part 5						XXX	XXX	XXX	XXX
4509999999. Total - Preferred Stocks						0	XXX	0	XXX
03676B-10-2	ANTERO MIDSTREAM CORP		04/24/2023	CAPITAL ONE SECURITIES	84,000.000	863,612		0	
09061G-10-1	BIOMARIN PHARMACEUTICAL INC		06/30/2023	S. G. COWEN SECURITIES CORP.	931.000	82,290		0	
141788-10-9	CARGURUS INC COMMON		04/11/2023	STIFEL NICHOLAS	14,000.000	248,100		0	
224408-10-4	CRANE CO-W/I COMMON		04/04/2023	Spin Off	2,730.000	159,967		0	
23345M-10-7	DT MIDSTREAM INC COMMON		06/29/2023	CAPITAL ONE SECURITIES	4,200.000	206,208		0	
29273V-10-0	ENERGY TRANSFER EQUITY LP		04/26/2023	BMO CAPITAL MARKETS CORP EQ	10,000.000	125,241		0	
293792-10-7	ENTERPRISE PRODUCTS PARTNERS		04/26/2023	CAPITAL ONE SECURITIES	21,000.000	559,551		0	
294600-10-1	EQUITRANS MIDSTREAM CORP		06/01/2023	STIFEL NICHOLAS	50,000.000	444,885		0	
302520-10-1	FNB CORP COMMON		04/11/2023	STIFEL NICHOLAS	21,850.000	250,215		0	
49456B-10-1	KINDER MORGAN		05/16/2023	Morgan Stanley	8,000.000	130,662		0	
55336V-10-0	MPLX LP LIMITED PARTNERS		06/02/2023	Various	90,000.000	3,044,960		0	
559080-10-6	MAGELLAN MIDSTREAM PRTHS		06/16/2023	CAPITAL ONE SECURITIES	21,600.000	1,290,172		0	
577933-10-4	MAXIMUS INC		04/11/2023	STIFEL NICHOLAS	3,040.000	248,605		0	
65342K-10-5	NEXTDECADE CORP COMMON		06/14/2023	Various	78,617.000	479,169		0	
682680-10-3	ONEOK INC		05/31/2023	Various	25,500.000	1,479,546		0	
85254J-10-2	STAG INDUSTRIAL INC REIT		04/11/2023	STIFEL NICHOLAS	7,610.000	247,836		0	
854502-10-1	STANLEY BLACK & DECKER INC		06/15/2023	Various	3,747.000	301,326		0	
947890-10-9	WEBSTER FINANCIAL CORP		04/12/2023	STIFEL NICHOLAS	2,650.000	98,495		0	
969457-10-0	WILLIAMS COS INC		05/31/2023	Various	35,500.000	1,019,728		0	
774825-12-3	GIBSON ENERGY INC-SUB RCTS COMMON		06/16/2023	BMO CAPITAL MARKETS CORP EQ	30,000.000	457,969		0	
86828P-10-3	SUPERIOR PLUS CORP COMMON		06/30/2023	Various	15,680.000	112,414		0	
29250N-10-5	ENBRIDGE INC		06/30/2023	Various	43,748.000	1,690,562		0	
000000-00-0	TC ENERGY CORP		06/30/2023	Various	9,095.000	366,517		0	
000000-00-0	TC ENERGY CORP		04/01/2023	Stock Dividend	0	1,953,320		0	
156456-GU-8	GULF KEYSTONE PETROLEUM LTD COMMON	B	04/28/2023	JPM FUNDS RECAP	27,000.000	45,932		0	
Y2687W-10-8	GASLOG PARTNERS LP	D	06/16/2023	VIRTU FINANCIAL	30,000.000	257,598		0	
5019999999. Subtotal - Common Stocks - Industrial and Miscellaneous (Unaffiliated) Publicly Traded						14,211,560	XXX	0	XXX

STATEMENT AS OF JUNE 30, 2023 OF THE The Western and Southern Life Insurance Company

SCHEDULE D - PART 3

Show All Long-Term Bonds and Stock Acquired During the Current Quarter

1	2	3	4	5	6	7	8	9	10
CUSIP Identification	Description	Foreign	Date Acquired	Name of Vendor	Number of Shares of Stock	Actual Cost	Par Value	Paid for Accrued Interest and Dividends	NAIC Designation, NAIC Designation Modifier and SVO Admini- strative Symbol
256219-10-6	DODGE & COX STOCK MUTUAL FUND04/01/2023	PCG Model Accts230.98050.0000
72201F-49-0	PIMCO E/M LCL CUR & BND-INST MUTUAL FUND05/19/2023	PCG Model Accts59,730.250620.0400
89154Q-18-2	TOUCHSTONE INTERNATIONAL EQUITY-Y06/16/2023	TOUCHSTONE SECURITIES9,000.056137.1470
89154Q-22-4	TOUCHSTONE SMALL COMPANY-Y06/16/2023	TOUCHSTONE SECURITIES14,117.52279.4570
89154V-83-5	TOUCHSTONE CORE MUNICIPAL BOND FUND INSTITUTIO04/28/2023	Various15,276.866165.0690
89154W-78-3	TOUCHSTONE ACTIVE BOND - CLASS I05/19/2023	PCG Model Accts32,190.174300.0000
89154W-79-1	TOUCHSTONE CORE BOND FUND-Y06/28/2023	TOUCHSTONE SECURITIES45,114.143418.2220
89154W-81-7	TOUCHSTONE HIGH YIELD-Y06/28/2023	TOUCHSTONE SECURITIES38,282.615281.3280
89154X-22-9	TOUCHSTONE FOCUSED EQUITY FUND CLASS Y06/16/2023	TOUCHSTONE SECURITIES2,049.998116.2870
89154X-44-3	TOUCHSTONE VALUE FUND CLASS Y06/28/2023	TOUCHSTONE SECURITIES3,901.71138.6780
89154X-53-4	TOUCHSTONE MID CAP GROWTH - Y06/28/2023	TOUCHSTONE SECURITIES3,106.329100.6130
89154X-63-3	TOUCHSTONE LARGE CAP GROWTH FUND CLASS I06/16/2023	TOUCHSTONE SECURITIES361.7818.2180
89155H-37-1	TOUCHSTONE MID CAP VALUE FUND CLASS Y06/28/2023	TOUCHSTONE SECURITIES5,493.693115.2710
89155H-82-7	TOUCHSTONE SANDS CAPITAL SELECT CLASS Y06/16/2023	TOUCHSTONE SECURITIES1,511.28117.3490
89155T-66-4	TOUCHSTONE ULTRA SHORT FIXED CLASS Y06/22/2023	TOUCHSTONE SECURITIES52,415.486473.0170
5329999999. Subtotal - Common Stocks - Mutual Funds - Designations Not Assigned by the SVO						2,920.696	XXX	0	XXX
00162Q-67-6	ALERIAN MLP ETF CLOSED END FUND04/14/2023	Various21,500.000458.2550
5819999999. Subtotal - Common Stocks - Exchange Traded Funds						458.255	XXX	0	XXX
30304*-10-0	FABRIC FABRIC TECHNOLOGIES INC06/01/2023	Capital Contribution0.000	2,450.000		0	
5929999999. Subtotal - Common Stocks - Parent, Subsidiaries and Affiliates Other						2,450.000	XXX	0	XXX
5989999997. Total - Common Stocks - Part 3						20,040,511	XXX	0	XXX
5989999998. Total - Common Stocks - Part 5						XXX	XXX	XXX	XXX
5989999999. Total - Common Stocks						20,040,511	XXX	0	XXX
5999999999. Total - Preferred and Common Stocks						20,040,511	XXX	0	XXX
6009999999 - Totals						29,722,434	XXX	88,350	XXX

STATEMENT AS OF JUNE 30, 2023 OF THE The Western and Southern Life Insurance Company

SCHEDULE D - PART 4

Show All Long-Term Bonds and Stock Sold, Redeemed or Otherwise Disposed of During the Current Quarter

1	2		3	4	5	6	7	8	9	10	Change In Book/Adjusted Carrying Value					16	17	18	19	20	21	22
											11	12	13	14	15							
CUSIP Ident- ification	Description		For- eign	Disposal Date	Name of Purchaser	Number of Shares of Stock	Consid- eration	Par Value	Actual Cost	Prior Year Book/ Adjusted Carrying Value	Unrealized Valuation Increase/ (Decrease)	Current Year's (Amor- tization)/ Accretion	Current Year's Other Than Temporary Impairment Recogn- ized	Total Change in Book/ Adjusted Carrying Value (11 + 12 - 13)	Total Foreign Exchange Change in Book /Adjusted Carrying Value	Book/ Adjusted Carrying Value at Disposal Date	Foreign Exchange Gain (Loss) on Disposal	Realized Gain (Loss) on Disposal	Total Gain (Loss) on Disposal	Bond Interest/ Stock Dividends Received During Year	Stated Con- tractual Maturity Date	NAIC Desig- nation, NAIC Desig- nation Modifier and SVO Admini- strative Symbol
..36202K-JV-5	G2 G2 8696	2.625% 09/20/25		06/01/2023	Paydown		214	214	221	210	0	5	0	5	0	214	0	0	0	2	09/20/2025	1.A
..36203C-ZE-5	GNMA GN 345541	6.500% 02/15/24		06/01/2023	Paydown		199	199	178	202	0	(3)	0	(3)	0	199	0	0	0	5	02/15/2024	1.A
..36203D-J4-3	GNMA GN 345983	6.500% 12/15/23		06/01/2023	Paydown		56	56	50	57	0	(1)	0	(1)	0	56	0	0	0	1	12/15/2023	1.A
..36203D-JE-1	GNMA GN 345961	6.500% 11/15/23		06/01/2023	Paydown		137	137	123	139	0	(2)	0	(2)	0	137	0	0	0	4	11/15/2023	1.A
..36203K-7M-0	GNMA GN 352000	6.500% 12/15/23		06/01/2023	Paydown		228	228	204	232	0	(4)	0	(4)	0	228	0	0	0	6	12/15/2023	1.A
..36203K-KX-1	GNMA GN 351410	6.500% 01/15/24		06/01/2023	Paydown		92	92	80	93	0	(1)	0	(1)	0	92	0	0	0	3	01/15/2024	1.A
..36203L-4H-2	GNMA GN 352824	6.500% 04/15/24		06/01/2023	Paydown		1,160	1,160	999	1,181	0	(20)	0	(20)	0	1,160	0	0	0	31	04/15/2024	1.A
..36203L-S5-2	GNMA GN 352540	6.500% 01/15/24		04/01/2023	Paydown		491	491	425	497	0	(7)	0	(7)	0	491	0	0	0	11	01/15/2024	1.A
..36203M-JM-3	GNMA GN 353168	6.500% 12/15/23		06/01/2023	Paydown		40	40	36	40	0	(1)	0	(1)	0	40	0	0	0	1	12/15/2023	1.A
..36203N-6L-7	GNMA GN 354675	6.500% 10/15/23		06/01/2023	Paydown		81	81	72	82	0	(1)	0	(1)	0	81	0	0	0	2	10/15/2023	1.A
..36203P-AP-8	GNMA 30 YR GN 354714	6.500% 12/15/23		06/01/2023	Paydown		66	66	59	67	0	(1)	0	(1)	0	66	0	0	0	2	12/15/2023	1.A
..36203R-SK-1	GNMA 30 YR GN 357350	6.500% 11/15/23		06/01/2023	Paydown		56	56	51	57	0	(1)	0	(1)	0	56	0	0	0	2	11/15/2023	1.A
..36203U-Z7-0	GNMA 30 YR GN 359966	6.500% 12/15/23		06/01/2023	Paydown		391	391	338	396	0	(5)	0	(5)	0	391	0	0	0	11	12/15/2023	1.A
..36203W-NM-4	GNMA 30 YR GN 361405	6.500% 02/15/24		06/01/2023	Paydown		244	244	219	249	0	(5)	0	(5)	0	244	0	0	0	7	02/15/2024	1.A
..36204C-7L-9	GNMA 30 YR GN 366399	6.500% 01/15/24		06/01/2023	Paydown		156	156	140	159	0	(2)	0	(2)	0	156	0	0	0	4	01/15/2024	1.A
..36204G-Y3-0	GNMA 30 YR GN 369830	6.500% 12/15/23		06/01/2023	Paydown		54	54	46	55	0	(1)	0	(1)	0	54	0	0	0	1	12/15/2023	1.A
..36204J-KH-8	GNMA GN 371196	6.500% 12/15/23		06/01/2023	Paydown		696	696	624	707	0	(11)	0	(11)	0	696	0	0	0	18	12/15/2023	1.A
..36204J-KN-5	GNMA GN 371201	6.500% 12/15/23		06/01/2023	Paydown		816	816	731	828	0	(12)	0	(12)	0	816	0	0	0	20	12/15/2023	1.A
..36204J-L2-0	GNMA GN 371245	6.500% 01/15/24		06/01/2023	Paydown		1,963	1,963	1,701	1,992	0	(29)	0	(29)	0	1,963	0	0	0	57	01/15/2024	1.A
..36204J-L7-9	GNMA GN 371250	6.500% 01/15/24		06/01/2023	Paydown		293	293	253	297	0	(4)	0	(4)	0	293	0	0	0	8	01/15/2024	1.A
..36204K-SM-9	GNMA GN 372661	6.500% 01/15/24		06/01/2023	Paydown		1,035	1,035	897	1,050	0	(15)	0	(15)	0	1,035	0	0	0	28	01/15/2024	1.A
..36204K-DN-0	GNMA GN 371909	6.500% 02/15/24		06/01/2023	Paydown		206	206	178	209	0	(3)	0	(3)	0	206	0	0	0	6	02/15/2024	1.A
..36204K-EA-7	GNMA GN 371929	6.500% 03/15/24		06/01/2023	Paydown		232	232	208	237	0	(4)	0	(4)	0	232	0	0	0	6	03/15/2024	1.A
..36204N-FK-8	GNMA 30 YR GN 374670	6.500% 02/15/24		06/01/2023	Paydown		945	945	819	958	0	(14)	0	(14)	0	945	0	0	0	26	02/15/2024	1.A
..36204N-ND-5	GNMA 30 YR GN 374888	6.500% 01/15/24		06/01/2023	Paydown		307	307	265	311	0	(4)	0	(4)	0	307	0	0	0	8	01/15/2024	1.A
..36204P-QA-3	GNMA 30 YR GN 375849	6.500% 01/15/24		06/01/2023	Paydown		91	91	82	93	0	(2)	0	(2)	0	91	0	0	0	2	01/15/2024	1.A
..36204Q-CC-2	GNMA 30 YR GN 376367	6.500% 01/15/24		06/01/2023	Paydown		121	121	108	123	0	(2)	0	(2)	0	121	0	0	0	3	01/15/2024	1.A
..36204Q-EA-4	GNMA 30 YR GN 376429	6.500% 03/15/24		06/01/2023	Paydown		307	307	262	312	0	(5)	0	(5)	0	307	0	0	0	8	03/15/2024	1.A
..36205B-LD-2	GNMA 30 YR GN 385624	7.500% 05/15/24		06/01/2023	Paydown		153	153	147	159	0	(6)	0	(6)	0	153	0	0	0	5	05/15/2024	1.A
..36205J-QF-5	GNMA 30 YR GN 392054	6.500% 04/15/24		06/01/2023	Paydown		198	198	169	201	0	(4)	0	(4)	0	198	0	0	0	5	04/15/2024	1.A
..36207N-DA-3	GNMA GN 436723	7.500% 11/15/26		06/01/2023	Paydown		1,697	1,697	1,760	1,739	0	(43)	0	(43)	0	1,697	0	0	0	53	11/15/2026	1.A
..36210E-7C-7	GNMA 30 YR GN 490591	7.000% 09/15/28		06/01/2023	Paydown		538	538	550	552	0	(14)	0	(14)	0	538	0	0	0	16	09/15/2028	1.A
..36225C-EV-4	GNMA ARM G2 80147	3.000% 12/20/27		06/01/2023	Paydown		180	180	186	176	0	5	0	5	0	180	0	0	0	2	12/20/2027	1.A
..38373R-BH-7	GNMA - CMO 2001-60 ZL	6.500% 12/20/31		06/01/2023	Paydown		8,160	8,160	8,054	8,101	0	59	0	59	0	8,160	0	0	0	217	12/20/2031	1.A
..38373S-RX-7	GNMA - CMO 2003-21 PG	5.500% 03/20/33		06/01/2023	Paydown		30,344	30,344	30,344	30,344	0	0	0	0	0	30,344	0	0	0	695	03/20/2033	1.A
..38373V-N8-9	GNMA - CMO 2002-81 Z	6.112% 09/16/42		06/01/2023	Paydown		9,154	9,154	9,058	9,108	0	46	0	46	0	9,154	0	0	0	233	09/16/2042	1.A
..38373Y-6Z-2	GNMA - CMO 2003-16 Z	5.677% 02/16/44		06/01/2023	Paydown Redemption	100.0000	15,382	15,382	14,844	15,200	0	181	0	181	0	15,382	0	0	0	364	02/16/2044	1.A
..690353-3F-2	DFC AGENCY DEBENTURES	5.190% 06/15/28		06/15/2023	Redemption	100.0000	100,909	100,909	100,909	100,909	0	0	0	0	0	100,909	0	0	0	2,468	06/15/2028	1.A
..690353-5H-6	DFC AGENCY DEBENTURES	5.240% 04/20/35		04/20/2023	Redemption	100.0000	17,400	17,400	17,400	17,400	0	0	0	0	0	17,400	0	0	0	391	04/20/2035	1.A
..690353-YE-1	DFC AGENCY	5.190% 06/15/34		06/15/2023	Redemption	100.0000	165,129	165,129	165,129	165,129	0	0	0	0	0	165,129	0	0	0	4,038	06/15/2034	1.A
..90376P-BG-5	INT DEV FIN CORP AGENCY DEBENTURES	5.240% 06/20/28		06/20/2023	Redemption	100.0000	96,154	96,154	96,154	96,154	0	0	0	0	0	96,154	0	0	0	2,383	06/20/2028	1.A
..90376P-EU-1	INT DEV FIN CORP AGENCY DEBENTURES	5.240% 11/20/37		06/15/2023	Redemption	100.0000	57,810	57,810	57,810	57,810	0	0	0	0	0	57,810	0	0	0	1,418	11/20/2037	1.A

STATEMENT AS OF JUNE 30, 2023 OF THE The Western and Southern Life Insurance Company

SCHEDULE D - PART 4

Show All Long-Term Bonds and Stock Sold, Redeemed or Otherwise Disposed of During the Current Quarter

1	2	3	4	5	6	7	8	9	10	Change In Book/Adjusted Carrying Value					16	17	18	19	20	21	22
										11	12	13	14	15							
CUSIP Identification	Description	For- eign	Disposal Date	Name of Purchaser	Number of Shares of Stock	Consid- eration	Par Value	Actual Cost	Prior Year Book/ Adjusted Carrying Value	Unrealized Valuation Increase/ (Decrease)	Current Year's (Amor- tization)/ Accretion	Current Year's Other Than Temporary Impairment Recogn- ized	Total Change in Book/ Adjusted Carrying Value (11 + 12 - 13)	Total Foreign Exchange Change in Book /Adjusted Carrying Value	Book/ Adjusted Carrying Value at Disposal Date	Foreign Exchange Gain (Loss) on Disposal	Realized Gain (Loss) on Disposal	Total Gain (Loss) on Disposal	Bond Interest/ Stock Dividends Received During Year	Stated Con- tractual Maturity Date	NAIC Desig- nation, NAIC Desig- nation Modifier and SVO Admini- strative Symbol
0109999999	Subtotal - Bonds - U.S. Governments					513,885	513,885	511,883	513,815	0	69	0	69	0	513,885	0	0	0	12,571	XXX	XXX
..748148-QR-7	PROV OF QUEBEC 7.500% 09/15/29	A.....	06/21/2023	Various		17,285,083	14,750,000	20,343,503	17,580,849	0	(176,878)	0	(176,878)	0	17,403,970	0	(118,888)	(118,888)	854,271	09/15/2029	1.0 FE
0309999999	Subtotal - Bonds - All Other Governments					17,285,083	14,750,000	20,343,503	17,580,849	0	(176,878)	0	(176,878)	0	17,403,970	0	(118,888)	(118,888)	854,271	XXX	XXX
..3128MB-YE-1	FGLMC FG G13209 5.000% 07/01/23		06/01/2023	Paydown		4,463	4,463	4,641	4,474	0	(11)	0	(11)	0	4,463	0	0	0	87	07/01/2023	1.A
..3128MT-PK-8	FGCI FG H01326 5.500% 08/01/35		06/01/2023	Paydown		1,406	1,406	1,399	1,400	0	6	0	6	0	1,406	0	0	0	32	08/01/2035	1.A
..3128PP-M3-4	FGLMC FG J10378 4.500% 07/01/24		06/01/2023	Paydown		5,366	5,366	5,475	5,381	0	(16)	0	(16)	0	5,366	0	0	0	101	07/01/2024	1.A
..3128PP-MJ-9	FGLMC J10361 4.500% 07/01/24		06/01/2023	Paydown		3,041	3,041	3,109	3,056	0	(15)	0	(15)	0	3,041	0	0	0	58	07/01/2024	1.A
..3128PR-LS-6	FG FG J12137 4.500% 05/01/25		06/01/2023	Paydown		7,469	7,469	7,753	7,557	0	(88)	0	(88)	0	7,469	0	0	0	136	05/01/2025	1.A
..3132G7-H3-2	FG FG U80250 3.500% 03/01/33		06/01/2023	Paydown		23,047	23,047	24,230	23,777	0	(731)	0	(731)	0	23,047	0	0	0	338	03/01/2033	1.A
..3136A3-EE-7	FNR 2011-143 PZ 4.500% 01/25/42		06/01/2023	Paydown		176,609	176,609	193,048	184,364	0	(7,755)	0	(7,755)	0	176,609	0	0	0	3,120	01/25/2042	1.A
..3136AH-VS-6	FNR 2013-136 CZ 3.500% 01/25/44		06/01/2023	Paydown		53,382	53,382	45,334	48,753	0	4,629	0	4,629	0	53,382	0	0	0	796	01/25/2044	1.A
..3137AS-Y4-7	FNMA FN 323031 6.000% 04/01/28		06/01/2023	Paydown		7,388	7,388	7,467	7,496	0	(107)	0	(107)	0	7,388	0	0	0	181	04/01/2028	1.A
..3137A6-GS-6	FHR FHR 3798 AY 3.500% 01/15/26		06/01/2023	Paydown		20,073	20,073	21,538	20,311	0	(237)	0	(237)	0	20,073	0	0	0	290	01/15/2026	1.A
..3137B3-KM-9	FHR FHR 4223 CL 3.000% 07/15/43		06/01/2023	Paydown		55,268	55,268	54,778	54,987	0	281	0	281	0	55,268	0	0	0	691	07/15/2043	1.A
..3137BC-BT-0	FHR FHR 4361 IV 3.500% 05/15/44		06/01/2023	Paydown		22,698	22,698	22,523	22,608	0	89	0	89	0	22,698	0	0	0	329	05/15/2044	1.A
..3137F3-KA-1	FHR FHR 4768 ZO 4.000% 10/15/47		06/01/2023	Paydown		86,201	86,201	87,574	86,713	0	(512)	0	(512)	0	86,201	0	0	0	1,455	10/15/2047	1.A
..3138EO-YE-3	FN FN AJ7908 3.000% 01/01/27		06/01/2023	Paydown		74,926	74,926	72,783	73,663	0	1,263	0	1,263	0	74,926	0	0	0	930	01/01/2027	1.A
..3138IW-JV-3	FN FN AS0275 3.000% 08/01/33		06/01/2023	Paydown		86,086	86,086	85,992	85,965	0	121	0	121	0	86,086	0	0	0	1,078	08/01/2033	1.A
..31392J-TL-3	FNR 2003-20 MZ 5.750% 03/25/33		06/01/2023	Paydown		39,061	39,061	37,505	38,306	0	756	0	756	0	39,061	0	0	0	933	03/25/2033	1.A
..31393U-A6-0	FNW 2003-W19 1A7 5.620% 11/25/33		06/01/2023	Paydown		45,796	45,796	49,263	47,311	0	(1,515)	0	(1,515)	0	45,796	0	0	0	1,088	11/25/2033	1.A
..31393U-AK-9	FNW 2003-W17 1A7 5.750% 08/25/33		06/01/2023	Paydown		103,339	103,339	112,317	107,323	0	(3,984)	0	(3,984)	0	103,339	0	0	0	2,465	08/25/2033	1.A
..31394R-VW-6	FHLMC FHR 2758 ZG 5.500% 03/15/34		06/01/2023	Paydown		105,833	105,833	102,727	104,416	0	1,417	0	1,417	0	105,833	0	0	0	2,441	03/15/2034	1.A
..31397Q-3L-0	FNR 2010-149 ZC 4.500% 01/25/41		06/01/2023	Paydown		342,798	342,798	372,559	355,868	0	(13,071)	0	(13,071)	0	342,798	0	0	0	6,575	01/25/2041	1.A
..31398F-WIS-6	FNR 2009-95 EY 4.000% 11/25/24		06/01/2023	Paydown		120,831	120,831	114,299	120,115	0	716	0	716	0	120,831	0	0	0	2,000	11/25/2024	1.A
..31398M-BZ-8	FNMA 2010-9 B 4.000% 02/25/25		06/01/2023	Paydown		29,832	29,832	28,546	29,643	0	189	0	189	0	29,832	0	0	0	495	02/25/2025	1.A
..31398R-CD-5	FNR 2010-43 BM 3.500% 05/25/25		06/01/2023	Paydown		107,583	107,583	96,993	106,109	0	1,474	0	1,474	0	107,583	0	0	0	1,567	05/25/2025	1.A
..31412S-D3-6	FN FN 933122 5.500% 01/01/38		06/01/2023	Paydown		2,322	2,322	2,352	2,394	0	(72)	0	(72)	0	2,322	0	0	0	62	01/01/2038	1.A
..31414D-LF-1	FNMA FN 963282 5.000% 05/01/23		05/01/2023	Paydown		1,399	1,399	1,450	1,399	0	0	0	0	0	1,399	0	0	0	24	05/01/2023	1.A
..31414M-WI-3	FNMA FN 970737 5.000% 11/01/23		06/01/2023	Paydown		3,626	3,626	3,785	3,644	0	(18)	0	(18)	0	3,626	0	0	0	75	11/01/2023	1.A
..31415Q-AP-1	FNMA FN 985714 5.000% 06/01/23		06/01/2023	Paydown		988	988	1,029	990	0	(2)	0	(2)	0	988	0	0	0	20	06/01/2023	1.A
..31416M-W4-2	FNMA FN AA4266 4.500% 05/01/24		06/01/2023	Paydown		4,102	4,102	4,203	4,116	0	(14)	0	(14)	0	4,102	0	0	0	76	05/01/2024	1.A
..31416R-VA-8	FNMA FN AA7808 4.000% 08/01/24		06/01/2023	Paydown		21,365	21,365	21,300	21,306	0	59	0	59	0	21,365	0	0	0	356	08/01/2024	1.A
..31417C-QF-5	FN FN AB5853 3.000% 08/01/32		06/01/2023	Paydown		29,613	29,613	29,419	29,454	0	159	0	159	0	29,613	0	0	0	367	08/01/2032	1.A
..31417K-ZN-0	FNMA FN AC1648 4.000% 09/01/24		06/01/2023	Paydown		15,481	15,481	15,446	15,456	0	35	0	35	0	15,481	0	0	0	258	09/01/2024	1.A
..31417V-RS-4	FNMA FN AC8596 4.000% 01/01/25		06/01/2023	Paydown		35,835	35,835	36,223	35,894	0	(59)	0	(59)	0	35,835	0	0	0	805	01/01/2025	1.A
..31417Y-E3-7	FNMA FN MA0153 4.500% 08/01/24		06/01/2023	Paydown		6,822	6,822	7,018	6,852	0	(29)	0	(29)	0	6,822	0	0	0	128	08/01/2024	1.A
..626207-YM-0	MEAG TXB PLT 6.655% 04/01/57		04/01/2023	Various Redemption 100.0000		174,000	174,000	174,000	174,000	0	0	0	0	0	174,000	0	0	0	5,790	04/01/2057	1.F FE
..92812U-M2-1	VASHSG 2013-C A 4.250% 10/25/43		06/26/2023			36,035	36,035	36,035	36,035	0	0	0	0	0	36,035	0	0	0	620	10/25/2043	1.A FE
0909999999	Subtotal - Bonds - U.S. Special Revenues					1,854,084	1,854,084	1,884,133	1,871,126	0	(17,042)	0	(17,042)	0	1,854,084	0	0	0	35,567	XXX	XXX
..00206R-MH-2	AT&T INC 5.730% 03/25/24		06/12/2023	Call 100.0000		1,200,000	1,200,000	1,199,880	0	0	41	0	41	0	1,199,921	0	79	79	29,818	03/25/2024	2.B FE
..02148J-AD-9	CIWALT 2006-39CB 1A4 6.000% 01/25/37		06/01/2023	Paydown		14,511	14,832	12,550	11,287	0	3,224	0	3,224	0	14,511	0	0	0	412	01/25/2037	1.A FM
..02660T-ER-0	AHM 2005-2 5A1 5.064% 09/25/35		06/01/2023	Paydown		2,634	2,634	2,415	2,415	0	219	0	219	0	2,634	0	0	0	30	09/25/2035	1.A FM
..02665U-AA-3	AH4R 2014-SFR2 A 3.786% 10/17/36		06/01/2023	Paydown		12,722	12,722	12,536	12,560	0	162	0	162	0	12,722	0	0	0	275	10/17/2036	1.A FE
..02666A-AG-3	AH4R 2015-SFR1 XS 0.000% 04/17/52		06/01/2023	Paydown		0	0	0	0	0	0	0	0	0	0	0	0	0	0	04/17/2052	6. *
..02666B-AA-4	AH4R 2015-SFR2 A 3.732% 10/17/52		06/01/2023	Paydown		124,438	124,438	121,677	122,027	0	2,411	0	2,411	0	124,438	0	0	0	1,910	10/17/2052	1.A FE

STATEMENT AS OF JUNE 30, 2023 OF THE The Western and Southern Life Insurance Company

SCHEDULE D - PART 4

Show All Long-Term Bonds and Stock Sold, Redeemed or Otherwise Disposed of During the Current Quarter

1	2	3	4	5	6	7	8	9	10	Change In Book/Adjusted Carrying Value					16	17	18	19	20	21	22
										11	12	13	14	15							
CUSIP Identification	Description	For- eign	Disposal Date	Name of Purchaser	Number of Shares of Stock	Consid- eration	Par Value	Actual Cost	Prior Year Book/ Adjusted Carrying Value	Unrealized Valuation Increase/ (Decrease)	Current Year's (Amor- tization)/ Accretion	Current Year's Other Than Temporary Impairment Recogn- ized	Total Change in Book/ Adjusted Carrying Value (11 + 12 - 13)	Total Foreign Exchange Change in Book /Adjusted Carrying Value	Book/ Adjusted Carrying Value at Disposal Date	Foreign Exchange Gain (Loss) on Disposal	Realized Gain (Loss) on Disposal	Total Gain (Loss) on Disposal	Bond Interest/ Stock Dividends Received During Year	Stated Con- tractual Maturity Date	NAIC Desig- nation, NAIC Desig- nation Modifier and SVO Admini- strative Symbol
..02666B-AG-1	AHWR 2015-SFR2 XS 0.000% 10/17/52		06/01/2023	Paydown		0	0	0	0	0	0	0	0	0	0	0	0	0	0	10/17/2052	6. *
..05946X-E7-4	BAFC 2005-5 2A1 5.500% 09/25/35		06/01/2023	Paydown		2,176	2,176	2,169	2,168	0	8	0	8	0	2,176	0	0	0	50	09/25/2035	1.0 FM
..05946X-U9-2	BAFC 2005-7 4A3 5.750% 11/25/35		05/01/2023	Paydown		107,585	107,585	105,341	106,537	0	1,048	0	1,048	0	107,585	0	0	0	2,568	11/25/2035	1.A FM
..05946X-ZZ-9	BAFC 2005-4 2A1 5.500% 08/25/35		06/01/2023	Paydown		2,694	2,694	2,563	2,630	0	64	0	64	0	2,694	0	0	0	62	08/25/2035	1.A FM
..059515-BF-2	BAFC 2007-3 XA2 5.500% 09/25/34		06/01/2023	Paydown		5,496	5,781	5,059	5,438	0	438	0	438	0	5,496	0	0	0	131	09/25/2034	1.A FM
..073730-AG-8	BEAM SUNTORY INC 3.250% 06/15/23		06/15/2023	Maturity		800,000	800,000	794,320	0	0	5,680	0	5,680	0	800,000	0	0	0	13,000	06/15/2023	2.B FE
..1248MG-AX-2	CBASS 2007-CB1 AF1B 3.156% 01/25/37		06/01/2023	Paydown		8,285	8,285	4,847	2,101	0	6,184	0	6,184	0	8,285	0	0	0	27	01/25/2037	1.A FM
..12653T-AA-9	CSMC 2018-J1 A1 3.500% 02/25/48		06/01/2023	Paydown		76,332	76,332	74,555	75,098	0	1,234	0	1,234	0	76,332	0	0	0	1,165	02/25/2048	1.A
..12667G-AH-6	CWALT 2005-13CB A8 5.500% 05/25/35		06/01/2023	Paydown		6,720	6,776	6,124	6,124	0	596	0	596	0	6,720	0	0	0	158	05/25/2035	1.A FM
..12667G-PV-9	CWALT 2005-20CB 1A3 5.500% 07/25/35		06/01/2023	Paydown		16,662	18,276	16,532	13,973	0	2,689	0	2,689	0	16,662	0	0	0	387	07/25/2035	1.A FM
..12667G-PW-7	CWALT 2005-20CB 1A4 5.500% 07/25/35		06/01/2023	Paydown		79,458	87,155	82,866	69,589	0	9,869	0	9,869	0	79,458	0	0	0	1,844	07/25/2035	1.A FM
..12667G-XD-0	CWALT 2005-28CB 2A4 5.750% 08/25/35		06/01/2023	Paydown		21,254	20,021	17,454	14,602	0	6,652	0	6,652	0	21,254	0	0	0	617	08/25/2035	1.A FM
..12668A-AL-9	CWALT 2005-47CB A11 5.500% 10/25/35		06/01/2023	Paydown		13,927	34,401	28,927	21,403	0	(7,476)	0	(7,476)	0	13,927	0	0	0	680	10/25/2035	1.A FM
..12668A-NW-1	CWALT 2005-54CB 1A4 5.500% 11/25/35		06/01/2023	Paydown		8,252	7,760	7,267	6,166	0	2,087	0	2,087	0	8,252	0	0	0	220	11/25/2035	1.A FM
..12668B-YF-4	CWALT 2006-7CB 1A14 6.000% 05/25/36		06/01/2023	Paydown		5,107	9,808	7,965	4,906	0	201	0	201	0	5,107	0	0	0	219	05/25/2036	1.A FM
..126694-AX-7	CWHL 2005-24 A7 5.500% 11/25/35		06/01/2023	Paydown		2,334	2,334	1,437	1,437	0	897	0	897	0	2,334	0	0	0	62	11/25/2035	1.A FM
..17309A-AD-1	CWALT 2006-A1 1A4 5.750% 04/25/36		06/01/2023	Paydown		60,127	47,585	43,833	46,278	0	13,849	0	13,849	0	60,127	0	0	0	1,783	04/25/2036	2.A FM
..17312H-AE-9	CRMSI 2007-2 A5 4.988% 06/25/37		06/01/2023	Paydown		71,621	71,621	71,619	70,901	0	721	0	721	0	71,621	0	0	0	1,307	06/25/2037	1.A FM
..17322N-AA-2	CMLTI 2014-J1 A1 3.500% 06/25/44		06/01/2023	Paydown		9,515	9,515	9,619	9,556	0	(41)	0	(41)	0	9,515	0	0	0	122	06/25/2044	1.A
..225458-PR-3	CSFB 2005-4 2A4 5.500% 06/25/35		06/01/2023	Paydown		6,829	6,615	6,215	5,081	0	1,749	0	1,749	0	6,829	0	0	0	151	06/25/2035	1.A FM
..225470-VY-6	CSMC 2006-1 4A9 5.500% 02/25/36		06/01/2023	Paydown		107	107	103	108	0	(1)	0	(1)	0	107	0	0	0	2	02/25/2036	2.C FM
..251510-ML-4	DBALT 2006-AB1 A3 5.870% 02/25/36		06/01/2023	Paydown		23,770	23,770	21,738	21,897	0	1,873	0	1,873	0	23,770	0	0	0	450	02/25/2036	1.A FM
..361856-DX-2	GMAC MORTGAGE CORP LOAN TRUST 2004-HE5 A5 5.865% 09/25/34		06/01/2023	Paydown		41,920	41,920	42,931	42,915	0	(995)	0	(995)	0	41,920	0	0	0	1,041	09/25/2034	1.A FM
..3622M-AM-6	GSR 2007-3F 2A7 5.750% 05/25/37		05/01/2023	Paydown		1,025	1,241	1,182	1,247	0	(222)	0	(222)	0	1,025	0	0	0	25	05/25/2037	4.B FM
..362334-CZ-5	GSR 2006-2F 2A13 5.750% 02/25/36		06/01/2023	Paydown		14,474	15,448	15,021	14,469	0	5	0	5	0	14,474	0	0	0	430	02/25/2036	3.B FM
..362341-MR-7	GSAMP 2005-7F 2A6 5.500% 09/25/35		06/01/2023	Paydown		3,332	3,332	3,171	3,266	0	65	0	65	0	3,332	0	0	0	76	09/25/2035	1.A FM
..45660L-2V-0	RAST 2005-A16 A3 6.000% 02/25/36		04/01/2023	Paydown		0	(2,152)	(1,770)	(1,024)	0	1,024	0	1,024	0	0	0	0	0	37	02/25/2036	1.A FM
..46412R-AD-7	IRIWE 2007-1 2A3 6.650% 08/25/37		06/01/2023	Paydown		165,296	165,296	117,358	120,193	0	45,103	0	45,103	0	165,296	0	0	0	4,634	08/25/2037	1.A FM
..465685-AG-0	ITC HOLDINGS CORP 4.050% 07/01/23		06/16/2023	Call 100.0000		2,000,000	2,000,000	1,994,300	1,999,657	0	251	0	251	0	1,999,908	0	92	92	77,625	07/01/2023	2.B FE
..46617T-AA-2	HENDR 2014-1A A 3.960% 03/15/63		06/15/2023	Paydown		37,787	37,787	37,766	37,771	0	17	0	17	0	37,787	0	0	0	610	03/15/2063	1.A FE
..466247-UJ-8	JPMIT 2004-S2 4A4 5.500% 11/25/34		06/01/2023	Paydown		18,738	18,738	17,042	16,948	0	1,791	0	1,791	0	18,738	0	0	0	490	11/25/2034	1.A FM
..46628S-AH-6	JPMAC 2006-WF1 A5 4.584% 07/25/36		06/01/2023	Paydown		18,827	18,827	10,503	5,942	0	12,885	0	12,885	0	18,827	0	0	0	102	07/25/2036	1.A FM
..46628S-AJ-2	JPMAC 2006-WF1 A6 6.000% 07/25/36		06/01/2023	Paydown		10,376	10,376	5,968	3,356	0	7,020	0	7,020	0	10,376	0	0	0	56	07/25/2036	1.A FM
..52521H-AJ-2	LMT 2006-9 1A9 5.750% 01/25/37		06/01/2023	Paydown		5,010	5,073	4,186	3,743	0	1,267	0	1,267	0	5,010	0	0	0	102	01/25/2037	3.B FM
..52523K-AJ-3	LXS 2006-17 WF5 6.637% 12/25/42		06/01/2023	Paydown		157	56	44	52	0	105	0	105	0	157	0	0	0	5	12/25/2042	3.A FM
..61749E-AF-4	MORGAN STANLEY 2006-12XS A5A 1.230% 10/25/36		06/01/2023	Paydown		14,895	14,895	8,240	5,333	0	9,561	0	9,561	0	14,895	0	0	0	79	10/25/2036	1.A FM
..61752R-AL-6	MSM 2007-3XS 2A5 6.207% 01/25/47		06/01/2023	Paydown		2,672	2,672	851	851	0	1,821	0	1,821	0	2,672	0	0	0	16	01/25/2047	1.A FM
..62942K-AA-4	NPMT 2013-1 A1 3.250% 07/25/43		06/01/2023	Paydown		44,706	44,706	43,588	44,101	0	605	0	605	0	44,706	0	0	0	587	07/25/2043	1.A
..65538P-AF-5	NAA 2007-1 1A5 6.347% 03/25/47		06/01/2023	Paydown		35,338	35,338	29,387	28,240	0	7,098	0	7,098	0	35,338	0	0	0	731	03/25/2047	1.A FM
..678858-BW-0	OKLAHOMA GAS & ELECTRIC 0.553% 05/26/23		05/26/2023	Maturity		1,000,000	1,000,000	989,240	0	0	10,760	0	10,760	0	1,000,000	0	0	0	2,765	05/26/2023	1.0 FE
..73102Q-AA-4	POLAR TANKERS INC 5.951% 05/10/37		05/10/2023	Various		342,263	342,263	309,141	324,390	0	17,873	0	17,873	0	342,263	0	0	0	10,184	05/10/2037	1.F FE
..74922E-AF-6	RALI 2006-OS6 1A6 6.250% 06/25/36		06/01/2023	Paydown		978	1,491	1,247	1,276	0	(298)	0	(298)	0	978	0	0	0	40	06/25/2036	3.B FM
..761118-MD-7	RALI 2005-OS16 A4 5.750% 11/25/35		06/01/2023	Paydown		81,896	90,068	81,535	81,954	0	(58)	0	(58)	0	81,896	0	0	0	2,229	11/25/2035	1.F FM
..761118-XQ-6	RALI 2006-OS3 1A12 6.000% 03/25/36		06/01/2023	Paydown		4,924	5,827	4,802	5,218	0	(295)	0	(295)	0	4,924	0	0	0	154	03/25/2036	2.B FM

STATEMENT AS OF JUNE 30, 2023 OF THE The Western and Southern Life Insurance Company

SCHEDULE D - PART 4

Show All Long-Term Bonds and Stock Sold, Redeemed or Otherwise Disposed of During the Current Quarter

1	2	3	4	5	6	7	8	9	10	Change In Book/Adjusted Carrying Value					16	17	18	19	20	21	22
										11	12	13	14	15							
CUSIP Identification	Description	For- eign	Disposal Date	Name of Purchaser	Number of Shares of Stock	Consid- eration	Par Value	Actual Cost	Prior Year Book/ Adjusted Carrying Value	Unrealized Valuation Increase/ (Decrease)	Current Year's (Amor- tization)/ Accretion	Current Year's Other Than Temporary Impairment Recogn- ized	Total Change in Book/ Adjusted Carrying Value (11 + 12 - 13)	Total Foreign Exchange Change in Book /Adjusted Carrying Value	Book/ Adjusted Carrying Value at Disposal Date	Foreign Exchange Gain (Loss) on Disposal	Realized Gain (Loss) on Disposal	Total Gain (Loss) on Disposal	Bond Interest/ Stock Dividends Received During Year	Stated Con- tractual Maturity Date	NAIC Desig- nation, NAIC Desig- nation Modifier and SVO Admini- strative Symbol
..76112H-AD-9	RAST 2006-A9CB A4 6.000% 09/25/36		06/01/2023	Paydown		0	(1,602)	(1,112)	(557)	0	557	0	557	0	0	0	0	0	14	09/25/2036	1.A FM
..80285R-AF-5	Santander Drive 2020 eivabl 2020-2 C		04/17/2023	Paydown		39,085	39,085	39,201	39,102	0	(18)	0	(18)	0	39,085	0	0	0	190	09/15/2025	1.A FE
..81745D-AE-1	SEMT 2013-9 A1 3.500% 07/25/43		06/01/2023	Paydown		25,760	25,760	25,313	25,533	0	227	0	227	0	25,760	0	0	0	340	07/25/2043	1.A
..863579-AM-0	SARM 2004-12 1A2 4.314% 09/25/34		06/01/2023	Paydown		8,607	8,607	7,601	8,236	0	371	0	371	0	8,607	0	0	0	175	09/25/2034	1.A FM
..863579-CB-2	SARM 2004-14 1A 5.149% 10/25/34		06/01/2023	Paydown		20,681	20,681	17,664	20,254	0	427	0	427	0	20,681	0	0	0	375	10/25/2034	1.A FM
..86787E-AN-7	SUNTRUST BANK 2.750% 05/01/23		05/01/2023	Maturity		2,000,000	2,000,000	1,995,880	0	0	4,120	0	4,120	0	2,000,000	0	0	0	27,500	05/01/2023	1.F FE
..911365-BF-0	NA UNITED RENTALS 5.500% 05/15/27		06/02/2023	BANK of AMERICA SEC		284,040	288,000	249,100	261,647	0	2,204	0	2,204	0	263,851	0	20,189	20,189	12,804	05/15/2027	3.A FE
..93934F-BL-5	WMALT 2005-7 2CB1 5.500% 08/25/35		06/01/2023	Paydown		6,581	6,844	6,558	6,523	0	59	0	59	0	6,581	0	0	0	140	08/25/2035	1.A FM
..949831-AA-9	WFMBS 2019-3 A1 3.500% 07/25/49		06/01/2023	Paydown		4,835	4,835	4,903	4,859	0	(24)	0	(24)	0	4,835	0	0	0	70	07/25/2049	1.A
..13607G-RK-2	CANADIAN IMPERIAL BANK 0.950% 06/23/23	A.....	06/23/2023	Maturity		600,000	600,000	596,322	0	0	3,678	0	3,678	0	600,000	0	0	0	2,850	06/23/2023	1.F FE
..19123M-AD-5	COCA-COLA EUROPEAN PARTN 0.500% 05/05/23	D.....	05/05/2023	Maturity		1,877,000	1,831,428	1,852,896	1,852,896	0	24,104	0	24,104	0	1,877,000	0	0	0	4,693	05/05/2023	2.A FE
..423012-AD-5	HEINEKEN N.V. 2.750% 04/01/23	D.....	04/01/2023	Maturity		3,458,000	3,458,000	3,435,903	3,448,536	0	9,464	0	9,464	0	3,458,000	0	0	0	47,548	04/01/2023	2.A FE
..65558U-YC-0	NORDEA BANK ABP NEW YORK 5.450% 04/28/23	D.....	04/28/2023	Maturity		2,100,000	2,100,000	2,100,000	2,100,000	0	0	0	0	0	2,100,000	0	0	0	36,639	04/28/2023	1.A FE
..75405U-AA-4	RAS LAFFAN LNG III 5.838% 09/30/27	D.....	04/01/2023	Redemption 100.0000		4,260	4,260	4,260	4,260	0	0	0	0	0	4,260	0	0	0	124	09/30/2027	1.D FE
1109999999. Subtotal - Bonds - Industrial and Miscellaneous (Unaffiliated)						16,956,019	16,987,895	16,688,685	11,145,090	0	214,930	0	214,930	0	16,935,659	0	20,360	20,360	292,930	XXX	XXX
2509999997. Total - Bonds - Part 4						36,609,071	34,105,864	39,428,204	31,110,880	0	21,079	0	21,079	0	36,707,598	0	(98,528)	(98,528)	1,195,339	XXX	XXX
2509999998. Total - Bonds - Part 5						XXX	XXX	XXX	XXX	XXX	XXX	XXX	XXX	XXX	XXX	XXX	XXX	XXX	XXX	XXX	XXX
2509999999. Total - Bonds						36,609,071	34,105,864	39,428,204	31,110,880	0	21,079	0	21,079	0	36,707,598	0	(98,528)	(98,528)	1,195,339	XXX	XXX
4509999997. Total - Preferred Stocks - Part 4						0	XXX	0	0	0	0	0	0	0	0	0	0	0	0	XXX	XXX
4509999998. Total - Preferred Stocks - Part 5						XXX	XXX	XXX	XXX	XXX	XXX	XXX	XXX	XXX	XXX	XXX	XXX	XXX	XXX	XXX	XXX
4509999999. Total - Preferred Stocks						0	XXX	0	0	0	0	0	0	0	0	0	0	0	0	XXX	XXX
..02215L-20-9	ALTUS MIDSTREAM CO -A COMMON		05/05/2023	ALTA CORP CAPITAL	2,800,000	82,868		91,622	92,624	(1,002)	0	0	(1,002)	0	91,622	0	(8,754)	(8,754)	4,200		
..03676B-10-2	ANTERO MIDSTREAM CORP		06/02/2023	Various	60,000,000	628,340		616,866	0	0	0	0	0	0	616,866	0	11,474	11,474	13,500		
..184496-10-7	CLEAN HARBORS INC		05/03/2023	JEFFERIES & CO	2,250,000	311,424		223,706	256,770	(33,064)	0	0	(33,064)	0	223,706	0	87,718	87,718	0		
..184499-10-1	CLEAN ENERGY FUELS CORP		06/07/2023	Various	72,000,000	320,926		341,625	0	0	0	0	0	0	341,625	0	(20,699)	(20,699)	0		
..224408-10-4	CRANE CO-W/I COMMON		04/11/2023	STIFEL NICHOLAS	2,730,000	215,162		159,967	0	0	0	0	0	0	159,967	0	55,195	55,195	0		
..224441-10-5	CRANE HOLDINGS CRANE		04/11/2023	STIFEL NICHOLAS	2,730,000	123,968		85,124	95,244	(10,120)	0	0	(10,120)	0	85,124	0	38,844	38,844	1,283		
..224441-10-5	CRANE HOLDINGS CRANE		04/04/2023	Spin Off	0,000	159,967		159,967	178,984	(19,017)	0	0	(19,017)	0	159,967	0	0	0	0		
..226344-20-8	CRESTWOOD EQUITY PARTNERS LP LIMITED PARTNERS		06/02/2023	Various	3,500,000	88,455		95,089	91,665	3,424	0	0	3,424	0	95,089	0	(6,634)	(6,634)	4,585		
..23345M-10-2	DT MIDSTREAM INC COMMON		05/16/2023	CAPITAL ONE SECURITIES S. G. COWEN SECURITIES	10,000,000	473,046		542,035	552,600	(10,565)	0	0	(10,565)	0	542,035	0	(68,989)	(68,989)	13,300		
..244199-10-5	DEERE & COMPANY		06/26/2023	CORP.	583,000	233,215		77,590	249,967	(172,377)	0	0	(172,377)	0	77,590	0	155,625	155,625	1,428		
..29336T-10-0	ENLINK MIDSTREAM LLC		05/15/2023	CAPITAL ONE SECURITIES	15,000,000	138,510		121,311	184,500	(63,189)	0	0	(63,189)	0	121,311	0	17,199	17,199	3,750		
..293792-10-2	ENTERPRISE PRODUCTS PARTNERS		06/29/2023	Various	90,408,000	2,361,270		2,181,887	1,647,589	(52,060)	0	0	(52,060)	0	2,181,887	0	179,383	179,383	78,310		
..294600-10-1	ENTRANS MIDSTREAM CORP		06/27/2023	Various	131,520,000	814,279		865,713	0	0	0	0	0	0	865,713	0	(51,434)	(51,434)	0		
..316773-10-0	FIFTH THIRD BANCORP		06/13/2023	Gerber Core Classic 0300000 S. G. COWEN SECURITIES	964,506,000	24,999,996		23,273,178	31,645,442	(8,372,263)	0	0	(8,372,263)	0	23,273,178	0	1,726,817	1,726,817	636,574		
..443510-60-7	HUBBELL INC -CL B		05/04/2023	CORP. BMO CAPITAL MARKETS CORP	589,000	155,964		82,975	138,227	(55,252)	0	0	(55,252)	0	82,975	0	72,989	72,989	660		
..49456B-10-1	KINDER MORGAN		06/15/2023	EQ	2,500,000	42,500		46,601	0	0	0	0	0	0	46,601	0	(4,102)	(4,102)	1,400		
..55336V-10-0	MPLX LP LIMITED PARTNERS		06/21/2023	CAPITAL ONE SECURITIES	6,000,000	201,936		209,923	0	0	0	0	0	0	209,923	0	(7,986)	(7,986)	4,650		
..559080-10-6	MAGELLAN MIDSTREAM PRNTS		05/31/2023	Various	33,300,000	2,013,299		1,665,612	1,144,788	(23,849)	0	0	(23,849)	0	1,665,612	0	347,687	347,687	69,764		
..56117J-10-0	MALIBU BOATS INC - A COMMON		06/12/2023	S. G. COWEN SECURITIES CORP	860,000	51,448		48,026	45,838	2,188	0	0	2,188	0	48,026	0	3,422	3,422	0		

STATEMENT AS OF JUNE 30, 2023 OF THE The Western and Southern Life Insurance Company

SCHEDULE D - PART 4

Show All Long-Term Bonds and Stock Sold, Redeemed or Otherwise Disposed of During the Current Quarter

1	2	3	4	5	6	7	8	9	10	Change In Book/Adjusted Carrying Value					16	17	18	19	20	21	22	
										11	12	13	14	15								
CUSIP Ident- ification	Description	For- eign	Disposal Date	Name of Purchaser	Number of Shares of Stock	Consid- eration	Par Value	Actual Cost	Prior Year Book/ Adjusted Carrying Value	Unrealized Valuation Increase/ (Decrease)	Current Year's (Amor- tization)/ Accretion	Current Year's Other Than Temporary Impairment Recog- nized	Total Change in Book/ Adjusted Carrying Value (11 + 12 - 13)	Total Foreign Exchange Change in Book /Adjusted Carrying Value	Book/ Adjusted Carrying Value at Disposal Date	Foreign Exchange Gain (Loss) on Disposal	Realized Gain (Loss) on Disposal	Total Gain (Loss) on Disposal	Bond Interest/ Stock Dividends Received During Year	Stated Con- tractual Maturity Date	NAIC Desig- nation, NAIC Desig- nation Modifier and SVO Admini- strative Symbol	
..594918-10-4	MICROSOFT CORP		05/30/2023	Various	1,923,000	577,825		77,963	461,174	(383,210)	0	0	(383,210)	0	77,963	0	499,862	499,862	1,807			
..598251-10-6	MIDWEST BANC HOLDINGS INC		06/20/2023	PRIVATE PLACEMENT	71,325,000	0		364	364	0	0	0	0	0	364	0	(364)	(364)	0			
..67058H-10-2	MUSTAR ENERGY LP		05/15/2023	ALTA CORP CAPITAL	12,260,000	205,599		181,906	196,160	(14,254)	0	0	(14,254)	0	181,906	0	23,693	23,693	9,808			
..682680-10-3	ONEOK INC		06/14/2023	RBC/DAIN	15,000,000	910,461		875,942	0	0	0	0	0	0	875,942	0	34,520	34,520	0			
..683344-10-5	ONTO INNOVATION INC ONTO		05/16/2023	VIRTU FINANCIAL S. G. COWEN SECURITIES CORP.	1,010,000	95,044		37,570	68,771	(31,201)	0	0	(31,201)	0	37,570	0	57,474	57,474	0			
..68389X-10-5	ORACLE CORP		06/12/2023	Various	3,917,000	416,135		120,002	320,176	(200,174)	0	0	(200,174)	0	120,002	0	296,133	296,133	2,820			
..72651A-20-7	PLAINS GP HOLDINGS LP-CL A		05/18/2023	Various	65,000,000	890,519		743,185	808,600	(65,415)	0	0	(65,415)	0	743,185	0	147,334	147,334	34,775			
..79466L-30-2	SALESFORCE.COM INC		05/31/2023	S. G. COWEN SECURITIES CORP.	2,540,000	559,613		221,772	336,779	(115,006)	0	0	(115,006)	0	221,772	0	337,840	337,840	0			
..87612G-10-1	TARGA RESOURCES CORP		06/02/2023	Various	14,500,000	1,040,761		718,310	1,065,750	(347,440)	0	0	(347,440)	0	718,310	0	322,451	322,451	11,075			
..958669-10-3	WESTERN GAS EQUITY PARTNERS LIMITED PARTNERS		06/29/2023	Various	14,045,000	373,295		327,373	377,108	(49,735)	0	0	(49,735)	0	327,373	0	45,922	45,922	14,765			
..969457-10-0	WILLIAMS COS INC		06/28/2023	Various	7,000,000	220,916		216,913	88,830	(878)	0	0	(878)	0	216,913	0	4,003	4,003	6,265			
..86828P-10-3	SUPERIOR PLUS CORP COMMON		05/16/2023	MORGAN STANLEY-CINW	12,000,000	91,345		113,095	99,426	5,797	0	0	5,797	7,872	105,907	(7,188)	(14,562)	(21,750)	2,142			
..000000-00-0	PEMBINA PIPELINE CORP		06/15/2023	Various	8,500,000	273,365		184,073	288,229	(108,333)	0	0	(108,333)	4,176	182,429	(1,644)	90,936	89,292	4,857			
..86828P-10-3	ENBRIDGE INC		06/15/2023	BMO CAPITAL MARKETS CORP EQ	4,800,000	178,153		191,481	0	0	0	0	0	0	192,198	717	(14,045)	(13,328)	3,138			
..000000-00-0	TC ENERGY CORP		05/10/2023	RBC/DAIN	10,700,000	446,027		535,837	418,939	94,724	0	0	94,724	22,175	518,819	(17,018)	(72,792)	(89,810)	7,072			
..000000-00-0	TC ENERGY CORP		04/01/2023	Cash Adjustment	0,000	13		12	0	0	0	0	0	0	13	0	0	0	0	0		
..493271-10-0	KEYERA CORP		06/15/2023	Various	26,500,000	627,586		633,681	578,535	9,725	0	0	9,725	45,421	595,748	(37,932)	31,838	(6,094)	15,113			
5019999999. Subtotal - Common Stocks - Industrial and Miscellaneous (Unaffiliated) Publicly Traded						40,323,230	XXX	36,068,296	41,433,079	(10,012,546)	0	0	(10,012,546)	79,644	36,005,231	(63,065)	4,317,998	4,254,933	947,041	XXX	XXX	
..056823-38-8	BGF EM EQUITIES FUND-INST MUTUAL FUND		04/13/2023	PGF Model Accts	14,794,000	273,374		313,765	255,782	57,984	0	0	57,984	0	313,765	0	(40,391)	(40,391)	0			
..128119-88-0	CALAMOS MKRT NEU INC-I MUTUAL FUND		04/13/2023	Various	45,177,000	642,869		630,671	622,088	8,584	0	0	8,584	0	630,671	0	12,198	12,198	914			
..140640-86-5	Fuller & Thaler MUTUAL FUND		04/13/2023	Various	17,645,000	629,765		653,587	610,002	43,584	0	0	43,584	0	653,587	0	(23,821)	(23,821)	0			
..61756E-46-1	MFAIX MUTUAL FUND		04/13/2023	Various	16,668,000	376,874		361,954	316,700	45,253	0	0	45,253	0	361,954	0	14,920	14,920	0			
..89154Q-18-2	TOUCHSTONE INTERNATIONAL EQUITY-Y		06/01/2023	TOUCHSTONE SECURITIES ..	1,887,000	28,278		25,284	25,510	(226)	0	0	(226)	0	25,284	0	2,994	2,994	17			
..89154Q-22-4	TOUCHSTONE SMALL COMPANY-Y		06/29/2023	TOUCHSTONE SECURITIES ..	16,140,000	91,566		85,219	90,061	(4,842)	0	0	(4,842)	0	85,219	0	6,347	6,347	0			
..89154W-79-1	TOUCHSTONE CORE BOND FUND-Y		06/01/2023	TOUCHSTONE SECURITIES ..	51,125,000	483,400		514,591	468,813	45,778	0	0	45,778	0	514,591	0	(31,191)	(31,191)	4,652			
..89154W-81-7	TOUCHSTONE HIGH YIELD-Y		06/29/2023	TOUCHSTONE SECURITIES ..	62,864,000	462,794		532,798	453,877	78,922	0	0	78,922	0	532,798	0	(70,004)	(70,004)	10,650			
..89154X-22-9	TOUCHSTONE FOCUSED EQUITY FUND CLASS Y		06/29/2023	TOUCHSTONE SECURITIES ..	4,236,000	242,210		185,660	215,988	(30,328)	0	0	(30,328)	0	185,660	0	56,549	56,549	0			
..89154X-44-3	TOUCHSTONE VALUE FUND CLASS Y		06/28/2023	TOUCHSTONE SECURITIES ..	21,549,000	214,641		202,193	217,856	(15,663)	0	0	(15,663)	0	202,193	0	12,448	12,448	890			
..89154X-53-4	TOUCHSTONE MID CAP GROWTH - Y		06/29/2023	TOUCHSTONE SECURITIES ..	9,164,000	284,130		266,658	264,383	2,275	0	0	2,275	0	266,658	0	17,472	17,472	0			
..89155H-37-1	TOUCHSTONE MID CAP VALUE FUND CLASS Y		06/29/2023	TOUCHSTONE SECURITIES ..	2,781,000	56,492		49,558	57,878	(8,320)	0	0	(8,320)	0	49,558	0	6,934	6,934	0			
..89155H-82-7	TOUCHSTONE SANDS CAPITAL SELECT CLASS Y		06/13/2023	TOUCHSTONE SECURITIES ..	12,978,000	148,597		187,198	123,292	63,906	0	0	63,906	0	187,198	0	(38,601)	(38,601)	0			
..89155T-66-4	TOUCHSTONE ULTRA SHORT FIXED CLASS Y		06/28/2023	TOUCHSTONE SECURITIES ..	50,597,000	459,516		463,753	412,202	5,951	21,731	0	27,682	0	463,753	0	(4,237)	(4,237)	11,592			
..922020-81-3	VANGUARD GROUP MUTUAL FUND		04/13/2023	Various	41,249,000	915,292		918,612	904,999	13,612	0	0	13,612	0	918,612	0	(3,320)	(3,320)	12,974			
5329999999. Subtotal - Common Stocks - Mutual Funds - Designations Not Assigned by the SVO						5,309,798	XXX	5,391,501	5,039,431	306,470	21,731	0	328,201	0	5,391,501	0	(81,703)	(81,703)	41,689	XXX	XXX	
..464287-62-2	ISHARES RUSSELL 1000 INDEX		05/19/2023	Various	23,148,000	5,215,096		4,957,914	4,873,186	84,728	0	0	84,728	0	4,957,914	0	257,182	257,182	19,111			
..46432F-33-9	ISHARES CORE MSCI EAFE ETF CLOSED END FUND		05/19/2023	PGF Model Accts	4,511,000	564,145		439,993	514,074	(74,081)	0	0	(74,081)	0	439,993	0	124,152	124,152	1,648			
5819999999. Subtotal - Common Stocks - Exchange Traded Funds						5,779,241	XXX	5,397,907	5,387,260	10,647	0	0	10,647	0	5,397,907	0	381,334	381,334	20,759	XXX	XXX	
5989999997. Total - Common Stocks - Part 4						51,412,269	XXX	46,857,704	51,859,770	(9,695,429)	21,731	0	(9,673,698)	79,644	46,794,639	(63,065)	4,617,629	4,554,564	1,009,489	XXX	XXX	
5989999998. Total - Common Stocks - Part 5						XXX	XXX	XXX	XXX	XXX	XXX	XXX	XXX	XXX	XXX	XXX	XXX	XXX	XXX	XXX	XXX	
5989999999. Total - Common Stocks						51,412,269	XXX	46,857,704	51,859,770	(9,695,429)	21,731	0	(9,673,698)	79,644	46,794,639	(63,065)	4,617,629	4,554,564	1,009,489	XXX	XXX	
5999999999. Total - Preferred and Common Stocks						51,412,269	XXX	46,857,704	51,859,770	(9,695,429)	21,731	0	(9,673,698)	79,644	46,794,639	(63,065)	4,617,629	4,554,564	1,009,489	XXX	XXX	
6009999999 - Totals						88,021,340	XXX	86,285,908	82,970,650	(9,695,429)	42,810	0	(9,652,619)	79,644	83,502,237	(63,065)	4,519,101	4,456,036	2,204,828	XXX	XXX	

STATEMENT AS OF JUNE 30, 2023 OF THE The Western and Southern Life Insurance Company

SCHEDULE DB - PART A - SECTION 1

Showing all Options, Caps, Floors, Collars, Swaps and Forwards Open as of Current Statement Date

1	2	3	4	5	6	7	8	9	10	11	12	13	14	15	16	17	18	19	20	21	22	23
Description	Description of Item(s) Hedged, Used for Income Generation or Replicated	Schedule/ Exhibit Identifier	Type(s) of Risk(s) (a)	Exchange, Counterparty or Central Clearinghouse	Trade Date	Date of Maturity or Expiration	Number of Contracts	Notional Amount	Strike Price, Rate or Index Received (Paid)	Cumulative Prior Year(s) Initial Cost of Un-discounted Premium (Received) Paid	Current Year Initial Cost of Un-discounted Premium (Received) Paid	Current Year Income	Book/ Adjusted Carrying Value	Code	Fair Value	Unrealized Valuation Increase/ (Decrease)	Total Foreign Exchange Change in B./A.C.V.	Current Year's (Amortization)/ Accretion	Adjustment to Carrying Value of Hedged Item	Potential Exposure	Credit Quality of Reference Entity	Hedge Effectiveness at Inception and at Quarter-end (b)
0079999999. Subtotal - Purchased Options - Hedging Effective Excluding Variable Annuity Guarantees Under SSAP No.108										0	0	0	0	XXX	0	0	0	0	0	0	XXX	XXX
0149999999. Subtotal - Purchased Options - Hedging Effective Variable Annuity Guarantees Under SSAP No.108										0	0	0	0	XXX	0	0	0	0	0	0	XXX	XXX
0219999999. Subtotal - Purchased Options - Hedging Other										0	0	0	0	XXX	0	0	0	0	0	0	XXX	XXX
0289999999. Subtotal - Purchased Options - Replications										0	0	0	0	XXX	0	0	0	0	0	0	XXX	XXX
0359999999. Subtotal - Purchased Options - Income Generation										0	0	0	0	XXX	0	0	0	0	0	0	XXX	XXX
TIDENATER INC Tidewater Warrant 88642R133	Tidewater	N/A		US - Chicago Board																		
				549300UQMTB7PD2UT305	01/31/2018	07/31/2042	1,663		0.00							0						
0369999999. Subtotal - Purchased Options - Other - Call Options and Warrants										0	0	0	0	XXX	0	0	0	0	0	0	XXX	XXX
0429999999. Subtotal - Purchased Options - Other										0	0	0	0	XXX	0	0	0	0	0	0	XXX	XXX
0439999999. Total Purchased Options - Call Options and Warrants										0	0	0	0	XXX	0	0	0	0	0	0	XXX	XXX
0449999999. Total Purchased Options - Put Options										0	0	0	0	XXX	0	0	0	0	0	0	XXX	XXX
0459999999. Total Purchased Options - Caps										0	0	0	0	XXX	0	0	0	0	0	0	XXX	XXX
0469999999. Total Purchased Options - Floors										0	0	0	0	XXX	0	0	0	0	0	0	XXX	XXX
0479999999. Total Purchased Options - Collars										0	0	0	0	XXX	0	0	0	0	0	0	XXX	XXX
0489999999. Total Purchased Options - Other										0	0	0	0	XXX	0	0	0	0	0	0	XXX	XXX
0499999999. Total Purchased Options										0	0	0	0	XXX	0	0	0	0	0	0	XXX	XXX
0569999999. Subtotal - Written Options - Hedging Effective Excluding Variable Annuity Guarantees Under SSAP No.108										0	0	0	0	XXX	0	0	0	0	0	0	XXX	XXX
0639999999. Subtotal - Written Options - Hedging Effective Variable Annuity Guarantees Under SSAP No.108										0	0	0	0	XXX	0	0	0	0	0	0	XXX	XXX
0709999999. Subtotal - Written Options - Hedging Other										0	0	0	0	XXX	0	0	0	0	0	0	XXX	XXX
0779999999. Subtotal - Written Options - Replications										0	0	0	0	XXX	0	0	0	0	0	0	XXX	XXX
0849999999. Subtotal - Written Options - Income Generation										0	0	0	0	XXX	0	0	0	0	0	0	XXX	XXX
0919999999. Subtotal - Written Options - Other										0	0	0	0	XXX	0	0	0	0	0	0	XXX	XXX
0929999999. Total Written Options - Call Options and Warrants										0	0	0	0	XXX	0	0	0	0	0	0	XXX	XXX
0939999999. Total Written Options - Put Options										0	0	0	0	XXX	0	0	0	0	0	0	XXX	XXX
0949999999. Total Written Options - Caps										0	0	0	0	XXX	0	0	0	0	0	0	XXX	XXX
0959999999. Total Written Options - Floors										0	0	0	0	XXX	0	0	0	0	0	0	XXX	XXX
0969999999. Total Written Options - Collars										0	0	0	0	XXX	0	0	0	0	0	0	XXX	XXX
0979999999. Total Written Options - Other										0	0	0	0	XXX	0	0	0	0	0	0	XXX	XXX
0989999999. Total Written Options										0	0	0	0	XXX	0	0	0	0	0	0	XXX	XXX
1049999999. Subtotal - Swaps - Hedging Effective Excluding Variable Annuity Guarantees Under SSAP No.108										0	0	0	0	XXX	0	0	0	0	0	0	XXX	XXX
1109999999. Subtotal - Swaps - Hedging Effective Variable Annuity Guarantees Under SSAP No.108										0	0	0	0	XXX	0	0	0	0	0	0	XXX	XXX
1169999999. Subtotal - Swaps - Hedging Other										0	0	0	0	XXX	0	0	0	0	0	0	XXX	XXX
1229999999. Subtotal - Swaps - Replication										0	0	0	0	XXX	0	0	0	0	0	0	XXX	XXX
1289999999. Subtotal - Swaps - Income Generation										0	0	0	0	XXX	0	0	0	0	0	0	XXX	XXX
1349999999. Subtotal - Swaps - Other										0	0	0	0	XXX	0	0	0	0	0	0	XXX	XXX
1359999999. Total Swaps - Interest Rate										0	0	0	0	XXX	0	0	0	0	0	0	XXX	XXX
1369999999. Total Swaps - Credit Default										0	0	0	0	XXX	0	0	0	0	0	0	XXX	XXX
1379999999. Total Swaps - Foreign Exchange										0	0	0	0	XXX	0	0	0	0	0	0	XXX	XXX
1389999999. Total Swaps - Total Return										0	0	0	0	XXX	0	0	0	0	0	0	XXX	XXX
1399999999. Total Swaps - Other										0	0	0	0	XXX	0	0	0	0	0	0	XXX	XXX
1409999999. Total Swaps										0	0	0	0	XXX	0	0	0	0	0	0	XXX	XXX
1479999999. Subtotal - Forwards										0	0	0	0	XXX	0	0	0	0	0	0	XXX	XXX
1509999999. Subtotal - SSAP No. 108 Adjustments										0	0	0	0	XXX	0	0	0	0	0	0	XXX	XXX
1689999999. Subtotal - Hedging Effective Excluding Variable Annuity Guarantees Under SSAP No.108										0	0	0	0	XXX	0	0	0	0	0	0	XXX	XXX
1699999999. Subtotal - Hedging Effective Variable Annuity Guarantees Under SSAP No.108										0	0	0	0	XXX	0	0	0	0	0	0	XXX	XXX
1709999999. Subtotal - Hedging Other										0	0	0	0	XXX	0	0	0	0	0	0	XXX	XXX
1719999999. Subtotal - Replication										0	0	0	0	XXX	0	0	0	0	0	0	XXX	XXX
1729999999. Subtotal - Income Generation										0	0	0	0	XXX	0	0	0	0	0	0	XXX	XXX
1739999999. Subtotal - Other										0	0	0	0	XXX	0	0	0	0	0	0	XXX	XXX
1749999999. Subtotal - Adjustments for SSAP No. 108 Derivatives										0	0	0	0	XXX	0	0	0	0	0	0	XXX	XXX
1759999999 - Totals										0	0	0	0	XXX	0	0	0	0	0	0	XXX	XXX

STATEMENT AS OF JUNE 30, 2023 OF THE The Western and Southern Life Insurance Company

(a)	Code	Description of Hedged Risk(s)
(b)	Code	Financial or Economic Impact of the Hedge at the End of the Reporting Period

Schedule DB - Part B - Section 1 - Futures Contracts Open

N O N E

Schedule DB - Part B - Section 1B - Brokers with whom cash deposits have been made

N O N E

Schedule DB - Part D - Section 1 - Counterparty Exposure for Derivative Instruments Open

N O N E

Schedule DB - Part D-Section 2 - Collateral for Derivative Instruments Open - Pledged By

N O N E

Schedule DB - Part D-Section 2 - Collateral for Derivative Instruments Open - Pledged To

N O N E

Schedule DB - Part E - Derivatives Hedging Variable Annuity Guarantees

N O N E

SCHEDULE DL - PART 1
SECURITIES LENDING COLLATERAL ASSETS

Reinvested Collateral Assets Owned Current Statement Date

(Securities lending collateral assets reported in aggregate on Line 10 of the Assets page and not included on Schedules A, B, BA, D, DB and E)

1	2	3	4	5	6	7
CUSIP Identification	Description	Code	NAIC Designation, NAIC Designation Modifier and SVO Administrative Symbol	Fair Value	Book/Adjusted Carrying Value	Maturity Date
0109999999.	Total - U.S. Government Bonds			0	0	XXX
0309999999.	Total - All Other Government Bonds			0	0	XXX
0509999999.	Total - U.S. States, Territories and Possessions Bonds			0	0	XXX
0709999999.	Total - U.S. Political Subdivisions Bonds			0	0	XXX
0909999999.	Total - U.S. Special Revenues Bonds			0	0	XXX
1109999999.	Total - Industrial and Miscellaneous (Unaffiliated) Bonds			0	0	XXX
1309999999.	Total - Hybrid Securities			0	0	XXX
1509999999.	Total - Parent, Subsidiaries and Affiliates Bonds			0	0	XXX
1909999999.	Subtotal - Unaffiliated Bank Loans			0	0	XXX
2419999999.	Total - Issuer Obligations			0	0	XXX
2429999999.	Total - Residential Mortgage-Backed Securities			0	0	XXX
2439999999.	Total - Commercial Mortgage-Backed Securities			0	0	XXX
2449999999.	Total - Other Loan-Backed and Structured Securities			0	0	XXX
2459999999.	Total - SVO Identified Funds			0	0	XXX
2469999999.	Total - Affiliated Bank Loans			0	0	XXX
2479999999.	Total - Unaffiliated Bank Loans			0	0	XXX
2489999999.	Total - Unaffiliated Certificates of Deposit			0	0	XXX
2509999999.	Total Bonds			0	0	XXX
4109999999.	Total - Preferred Stocks (Schedule D, Part 2, Section 1 type) - Industrial and Miscellaneous (Unaffiliated)			0	0	XXX
4409999999.	Total - Preferred Stocks (Schedule D, Part 2, Section 1 type) - Parent, Subsidiaries and Affiliates			0	0	XXX
4509999999.	Total - Preferred Stocks (Schedule D, Part 2, Section 1 type)			0	0	XXX
5109999999.	Total - Common Stocks (Schedule D, Part 2, Section 2 type) - Industrial and Miscellaneous (Unaffiliated)			0	0	XXX
5409999999.	Total - Common Stocks (Schedule D, Part 2, Section 2 type) - Mutual Funds			0	0	XXX
5609999999.	Total - Common Stocks (Schedule D, Part 2, Section 2 type) - Unit Investment Trusts			0	0	XXX
5809999999.	Total - Common Stocks (Schedule D, Part 2, Section 2 type) - Closed-End Funds			0	0	XXX
5979999999.	Total - Common Stocks (Schedule D, Part 2, Section 2 type) - Parent, Subsidiaries and Affiliates			0	0	XXX
5989999999.	Total - Common Stocks (Schedule D, Part 2, Section 2 type)			0	0	XXX
5999999999.	Total - Preferred and Common Stocks			0	0	XXX
000000-00-0	Short term investment from reverse repo program1.E4,426,2264,426,22607/03/2023
000000-00-0	Short term investment from reverse repo program1.G12,172,12112,172,12107/03/2023
000000-00-0	Short term investment from reverse repo program2.A13,942,61213,942,61207/03/2023
000000-00-0	Short term investment from reverse repo program2.C14,062,49414,062,49407/03/2023
9509999999.	Subtotal - Short-Term Invested Assets (Schedule DA type)			44,603,453	44,603,453	XXX
9999999999.	Totals			44,603,453	44,603,453	XXX

General Interrogatories:

1. Total activity for the year Fair Value \$26,824,817 Book/Adjusted Carrying Value \$26,824,817
2. Average balance for the year Fair Value \$36,597,132 Book/Adjusted Carrying Value \$36,597,132
3. Reinvested securities lending collateral assets book/adjusted carrying value included in this schedule by NAIC designation:
NAIC 1 \$16,598,347 NAIC 2 \$28,005,105 NAIC 3 \$0 NAIC 4 \$0 NAIC 5 \$0 NAIC 6 \$0

SCHEDULE DL - PART 2
SECURITIES LENDING COLLATERAL ASSETS

Reinvested Collateral Assets Owned Current Statement Date
(Securities lending collateral assets included on Schedules A, B, BA, D, DB and E and not reported in aggregate on Line 10 of the Assets page)

1	2	3	4	5	6	7
CUSIP Identification	Description	Code	NAIC Designation, NAIC Designation Modifier and SVO Administrative Symbol	Fair Value	Book/Adjusted Carrying Value	Maturity Date
690353-3F-2	DFC AGENCY DEBENTURES	1.A	2,018,182	2,018,182	06/15/2028
690353-5H-6	DFC AGENCY DEBENTURES	1.A	1,342,950	1,342,950	04/20/2035
690353-YE-1	DFC AGENCY	1.A	3,570,114	3,570,114	06/15/2034
90376P-BG-5	INT DEV FIN CORP AGENCY DEBENTURES	1.A	1,923,077	1,923,077	06/20/2028
90376P-EU-1	INT DEV FIN CORP AGENCY DEBENTURES	1.A	4,868,790	4,868,790	11/20/2037
0019999999. Subtotal - Bonds - U.S. Governments - Issuer Obligations				13,723,113	13,723,113	XXX
0109999999. Total - U.S. Government Bonds				13,723,113	13,723,113	XXX
0309999999. Total - All Other Government Bonds				0	0	XXX
0509999999. Total - U.S. States, Territories and Possessions Bonds				0	0	XXX
0709999999. Total - U.S. Political Subdivisions Bonds				0	0	XXX
13079P-XC-2	CALIFORNIA ST STWD CNTYS DEVA MULTIFAM	1.G FE	2,295,000	2,295,000	03/01/2057
62630W-JY-4	TXBL MUNI FUNDING TRUST VARIOU TRANSPORT	1.E FE	1,700,000	1,700,000	12/31/2023
0849999999. Subtotal - Bonds - U.S. Special Revenues - Other Loan-Backed and Structured Securities				3,995,000	3,995,000	XXX
0909999999. Total - U.S. Special Revenues Bonds				3,995,000	3,995,000	XXX
05581K-AB-7	BNP PARIBAS	1.G FE	592,390	593,155	01/10/2024
06053F-AA-7	BANK OF AMERICA CORP	1.G FE	2,248,030	2,247,757	07/24/2023
06367D-3U-7	BANK OF MONTREAL CHICAGO	1.A FE	2,437,832	2,450,000	01/12/2024
06417M-C4-5	BANK OF NOVA SCO	1.A FE	1,299,055	1,300,000	08/08/2023
12594K-AA-0	CNH INDUSTRIAL NV	2.B FE	898,560	898,502	08/15/2023
14338H-AA-4	CARMEL VALLEY SR LIVING	1.B FE	2,850,000	2,850,000	09/01/2061
40436R-OG-9	HSBC BANK USA NA	1.A FE	3,789,997	3,800,000	01/19/2024
46655F-AA-5	JMA-RM LLC	1.B FE	260,000	260,000	03/01/2072
50247V-AA-7	LYB INTL FINANCE BV	2.B FE	349,736	349,734	07/15/2023
526107-AD-9	LENNOX INTERNATIONAL INC	2.B FE	197,693	197,961	11/15/2023
617446-8II-2	MORGAN STANLEY	1.E FE	999,063	999,482	01/25/2024
64953B-BC-1	NEW YORK LIFE GLOBAL	1.A FE	999,705	1,000,000	06/13/2025
6944PL-2T-5	PACIFIC LIFE GF II	1.D FE	1,000,134	1,000,000	06/16/2025
78016E-ZV-2	ROYAL BANK OF CANADA	1.E FE	1,992,077	1,997,699	07/29/2024
85207U-AF-2	SPRINT CORP	2.B FE	702,124	702,366	09/15/2023
86565F-YF-3	SUMITOMO MITSUI BANK NY	1.A FE	1,899,895	1,900,000	01/18/2024
1019999999. Subtotal - Bonds - Industrial and Miscellaneous (Unaffiliated) - Issuer Obligations				22,516,291	22,546,656	XXX
1109999999. Total - Industrial and Miscellaneous (Unaffiliated) Bonds				22,516,291	22,546,656	XXX
1309999999. Total - Hybrid Securities				0	0	XXX
1509999999. Total - Parent, Subsidiaries and Affiliates Bonds				0	0	XXX
1909999999. Subtotal - Unaffiliated Bank Loans				0	0	XXX
2419999999. Total - Issuer Obligations				36,239,404	36,269,769	XXX
2429999999. Total - Residential Mortgage-Backed Securities				0	0	XXX
2439999999. Total - Commercial Mortgage-Backed Securities				0	0	XXX
2449999999. Total - Other Loan-Backed and Structured Securities				3,995,000	3,995,000	XXX
2459999999. Total - SVO Identified Funds				0	0	XXX
2469999999. Total - Affiliated Bank Loans				0	0	XXX
2479999999. Total - Unaffiliated Bank Loans				0	0	XXX
2489999999. Total - Unaffiliated Certificates of Deposit				0	0	XXX
2509999999. Total Bonds				40,234,404	40,264,769	XXX
4109999999. Total - Preferred Stocks (Schedule D, Part 2, Section 1 type) - Industrial and Miscellaneous (Unaffiliated)				0	0	XXX
4409999999. Total - Preferred Stocks (Schedule D, Part 2, Section 1 type) - Parent, Subsidiaries and Affiliates				0	0	XXX
4509999999. Total - Preferred Stocks (Schedule D, Part 2, Section 1 type)				0	0	XXX
5109999999. Total - Common Stocks (Schedule D, Part 2, Section 2 type) - Industrial and Miscellaneous (Unaffiliated)				0	0	XXX
5409999999. Total - Common Stocks (Schedule D, Part 2, Section 2 type) - Mutual Funds				0	0	XXX
5609999999. Total - Common Stocks (Schedule D, Part 2, Section 2 type) - Unit Investment Trusts				0	0	XXX
5809999999. Total - Common Stocks (Schedule D, Part 2, Section 2 type) - Closed-End Funds				0	0	XXX
5979999999. Total - Common Stocks (Schedule D, Part 2, Section 2 type) - Parent, Subsidiaries and Affiliates				0	0	XXX
5989999999. Total - Common Stocks (Schedule D, Part 2, Section 2 type)				0	0	XXX
5999999999. Total - Preferred and Common Stocks				0	0	XXX
000000-00-0	AT&T CP	2.A	971,658	971,658	10/02/2023
000000-00-0	SOCIETE GENERALE CP	1.E	2,000,000	2,000,000	08/10/2023
9509999999. Subtotal - Short-Term Invested Assets (Schedule DA type)				2,971,658	2,971,658	XXX
000000-00-0	Key Bank Money Market Account	1,000,000	1,000,000
000000-00-0	Huntington Bank Money Market Account	1,000,000	1,000,000
000000-00-0	Fifth Third Money Market Account	1,400,000	1,400,000
9609999999. Subtotal - Cash (Schedule E Part 1 type)				3,400,000	3,400,000	XXX
262006-20-8	DREYFUS GOVERN CASH MGMT INS MONEY MARKE	93,295	93,295
9709999999. Subtotal - Cash Equivalents (Schedule E Part 2 type)				93,295	93,295	XXX
9999999999. - Totals				46,699,357	46,729,722	XXX

General Interrogatories:

1. Total activity for the year

Fair Value \$ (15,914,380)

Book/Adjusted Carrying Value \$ (15,941,059)
2. Average balance for the year

Fair Value \$ 52,824,789

Book/Adjusted Carrying Value \$ 53,003,867

SCHEDULE E - PART 1 - CASH

Month End Depository Balances

1	2	3	4	5	Book Balance at End of Each Month During Current Quarter			9
					6	7	8	
					First Month	Second Month	Third Month	
Depository	Code	Rate of Interest	Amount of Interest Received During Current Quarter	Amount of Interest Accrued at Current Statement Date				*
BANK OF NEW YORK MELLON NEW YORK, NY0.000	0	0 (12,102,636) (3,727,113) 2,206,388	..XXX.
FIFTH THIRD BANK CINCINNATI, OH0.000	0	0 7,584,809 22,523,996 10,006,256	..XXX.
GENERAL ELECTRIC CREDIT UNION								
..... CINCINNATI, OH0.000	0	0 1,000,000 1,002,409 605,689	..XXX.
HUNTINGTON BANK COLUMBUS, OH0.000	0	0 305,006 31,181 32,328	..XXX.
JP MORGAN/CHASE NEW YORK, NY0.000	0	0 1,330,088 294,284 310,368	..XXX.
KEYCORP (KEY BANK) CLEVELAND, OH0.000	0	0 2,553,498 1,995,933 4,369,245	..XXX.
PERSHING ADVISORS SOLUTIONS								
BANK JERSEY CITY, NJ0.000	0	0 10,831,507 10,912,000 0	..XXX.
PNC BANK CINCINNATI, OH0.000	0	0 (47,400,882) (42,219,938) (41,496,090)	..XXX.
US BANK CINCINNATI, OH0.000	0	0 4,099,440 108,641 98,884	..XXX.
0199998. Deposits in ... 4 depositories that do not exceed the allowable limit in any one depository (See instructions) - Open Depositories	XXX	XXX	0	0	332,429	421,059	360,150	XXX
0199999. Totals - Open Depositories	XXX	XXX	0	0	(31,466,742)	(8,657,547)	(23,506,783)	XXX
0299998. Deposits in ... depositories that do not exceed the allowable limit in any one depository (See instructions) - Suspended Depositories	XXX	XXX						XXX
0299999. Totals - Suspended Depositories	XXX	XXX	0	0	0	0	0	XXX
0399999. Total Cash on Deposit	XXX	XXX	0	0	(31,466,742)	(8,657,547)	(23,506,783)	XXX
0499999. Cash in Company's Office	XXX	XXX	XXX	XXX	50,387	50,092	46,437	XXX
.....								
.....								
.....								
0599999. Total - Cash	XXX	XXX	0	0	(31,416,355)	(8,607,455)	(23,460,346)	XXX

SCHEDULE E - PART 2 - CASH EQUIVALENTS

1	2	3	4	5	6	7	8	9
CUSIP	Description	Code	Date Acquired	Rate of Interest	Maturity Date	Book/Adjusted Carrying Value	Amount of Interest Due and Accrued	Amount Received During Year
0109999999. Total - U.S. Government Bonds						0	0	0
0309999999. Total - All Other Government Bonds						0	0	0
0509999999. Total - U.S. States, Territories and Possessions Bonds						0	0	0
0709999999. Total - U.S. Political Subdivisions Bonds						0	0	0
0909999999. Total - U.S. Special Revenues Bonds						0	0	0
.....	DAIRY FARMERS OF AMERICA CP 06/30/2023 5.300 07/03/2023 1,499,338221 0
.....	DUKE ENERGY CORP CP 06/30/2023 5.130 07/03/2023 2,698,846385 0
1019999999. Subtotal - Bonds - Industrial and Miscellaneous (Unaffiliated) - Issuer Obligations						4,198,184	606	0
1109999999. Total - Industrial and Miscellaneous (Unaffiliated) Bonds						4,198,184	606	0
1309999999. Total - Hybrid Securities						0	0	0
1509999999. Total - Parent, Subsidiaries and Affiliates Bonds						0	0	0
1909999999. Subtotal - Unaffiliated Bank Loans						0	0	0
2419999999. Total - Issuer Obligations						4,198,184	606	0
2429999999. Total - Residential Mortgage-Backed Securities						0	0	0
2439999999. Total - Commercial Mortgage-Backed Securities						0	0	0
2449999999. Total - Other Loan-Backed and Structured Securities						0	0	0
2459999999. Total - SVO Identified Funds						0	0	0
2469999999. Total - Affiliated Bank Loans						0	0	0
2479999999. Total - Unaffiliated Bank Loans						0	0	0
2509999999. Total Bonds						4,198,184	606	0
94975H-29-6	WELLS FARGO ADVANTAGE MONEY MARKET	SD..... 06/30/2023 0.000 50,000 0 1,617
8209999999. Subtotal - Exempt Money Market Mutual Funds - as Identified by the SVO						50,000	0	1,617
262006-20-8	DREYFUS GOVERN CASH MGMT INS MONEY MARKET 06/30/2023 0.000 45,487,991 0 112,999
8309999999. Subtotal - All Other Money Market Mutual Funds						45,487,991	0	112,999
.....
.....
.....
.....
.....
.....
.....
.....
.....
.....
.....
.....
.....
.....
.....
8609999999 - Total Cash Equivalents						49,736,175	606	114,616