



LIFE, ACCIDENT AND HEALTH COMPANIES/FRATERNAL BENEFIT SOCIETIES - ASSOCIATION EDITION

QUARTERLY STATEMENT

AS OF JUNE 30, 2025
OF THE CONDITION AND AFFAIRS OF THE

The Western and Southern Life Insurance Company

NAIC Group Code08360836NAIC Company Code70483Employer's ID Number31-0487145

(Current)(Prior)

Organized under the Laws ofOhio, State of Domicile or Port of EntryOH

Country of DomicileUnited States of America

Licensed as business type:Life, Accident and Health [X] Fraternal Benefit Societies []

Incorporated/Organized02/23/1888Commenced Business04/30/1888

Statutory Home Office400 BroadwayCincinnati, OH, US 45202

(Street and Number)(City or Town, State, Country and Zip Code)

Main Administrative Office400 Broadway

(Street and Number)

Cincinnati, OH, US 45202513-629-1800

(City or Town, State, Country and Zip Code)(Area Code) (Telephone Number)

Mail Address400 BroadwayCincinnati, OH, US 45202

(Street and Number or P.O. Box)(City or Town, State, Country and Zip Code)

Primary Location of Books and Records400 Broadway

(Street and Number)

Cincinnati, OH, US 45202513-629-1800

(City or Town, State, Country and Zip Code)(Area Code) (Telephone Number)

Internet Website AddressWWW.WesternSouthernLife.com

Statutory Statement ContactWade Matthew Fugate513-629-1402

(Name)(Area Code) (Telephone Number)

CompAcctGrp@WesternSouthernLife.com513-629-1871

(E-mail Address)(FAX Number)

OFFICERS

Chairman of Board,
President & CEOJohn Finn Barrett

Secretary and CounselDonald Joseph Wuebbling

OTHER

James Howard Acton Jr., VP	Benjamin Joseph Alge, VP	Michael Anthony Bacon, VP
Charles Marion Ward Barrett, VP	Troy Dale Brodie, Sr VP	Christopher Steven Brown, VP
Peter James Brown, VP	John Henry Bulterna III, Sr VP	Mark Erdem Caner, Sr VP
James Daniel Conklin, VP	Danielle Marie D'Addesa, VP, Assoc Gen Counsel	James Joseph DeLuca, VP
Lisa Beth Fangman, Sr VP	James Jeffrey Fitzgerald, Sr VP, Chf Information Off	Benjamin Edward Fotsch, VP
Wade Matthew Fugate, VP, Controller	David Todd Henderson, Sr VP, Chief Acty, Risk, Data Off	Sarah Sparks Herron, VP, Assoc GC, Asst. Secretary
Kevin Louis Howard, VP, Deputy Gen Counsel	Bradley Joseph Hunkler, Sr VP, Chief Financial Officer	Stephen Gale Hussey Jr., Sr VP
Mark Daniel Hutchinson, VP	Jay Vincent Johnson, VP, Treasurer	Linda Marie Lake, Sr VP
Todd Anthony Lee, VP	Charles Emilio Licata, VP	Matthew William Loveless, VP
Joseph Hanlon Lynch Jr., VP	Bruce William Maisel, VP, Enterprise CCO	Jill Tripp McGruder, Sr VP, Enterprise CMO
Jeffrey David Meek, VP	Edward Blake Moore Jr., Sr VP	Paul Brian Moore, Sr VP, Chief Customer Officer
David Edward Nevers, VP	Jonathan David Niemeyer, Sr VP, CAO, & Gen Counsel	Thomas Joseph O'Connell, MD, VP, Medical Director
Justin Keith Payne, VP	Maribeth Semba Rahe, Sr VP	Michelle Ison Rice, VP
Ryan Keith Richey, VP	Gregory Gates Rowe, VP	Hollis Matthew Schuler, VP, Chief Technology Officer
Christopher David Shipley, Sr VP, Co-Chief Inv Officer	Paul Charles Silva, Sr VP	Rodrick Landon Snyder, VP, Chief Audit Officer
Ramesh Sundara Soundappan, VP, Chf Ent Architect	Denise Lynn Sparks, VP	Michael Shane Speas, VP, Chief Info Security Officer
Jeffrey Laurence Stainton, VP, Assoc Gen Counsel	Thomas Roy Stanek, VP	Timothy Steven Stearns #, VP, CCO
Jacob Cole Steuber, VP	Tracey Marie Stofa, VP	Michael Charles Vogel, VP
Brendan Matthew White, Sr VP, Co-Chief Inv Officer	Terrie Ann Wiedenheft, Sr VP	Scott Joseph Wittman, VP
Aaron Jason Wolf, VP, Chief Underwriter		

DIRECTORS OR TRUSTEES


John Finn Barrett	Phillip Ralph Cox	James Columbus Hale
Robert Lloyd Lawrence	James Kirby Risk III	Robert Blair Truitt
Thomas Luke Williams	John Peter Zanotti	


State ofOhioSS:

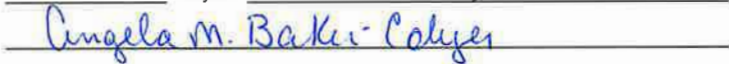
County ofHamilton

The officers of this reporting entity being duly sworn, each depose and say that they are the described officers of said reporting entity, and that on the reporting period stated above, all of the herein described assets were the absolute property of the said reporting entity, free and clear from any liens or claims thereon, except as herein stated, and that this statement, together with related exhibits, schedules and explanations therein contained, annexed or referred to, is a full and true statement of all the assets and liabilities and of the condition and affairs of the said reporting entity as of the reporting period stated above, and of its income and deductions therefrom for the period ended, and have been completed in accordance with the NAIC Annual Statement Instructions and Accounting Practices and Procedures manual except to the extent that: (1) state law may differ; or, (2) that state rules or regulations require differences in reporting not related to accounting practices and procedures, according to the best of their information, knowledge and belief, respectively. Furthermore, the scope of this attestation by the described officers also includes the related corresponding electronic filing with the NAIC, when required, that is an exact copy (except for formatting differences due to electronic filing) of the enclosed statement. The electronic filing may be requested by various regulators in lieu of or in addition to the enclosed statement.


John Finn Barrett
Chairman of Board, President & CEO


Donald Joseph Wuebbeling
Secretary and Counsel


Wade Matthew Fugate
VP and Controller

Subscribed and sworn to before me this
23rd day of July, 2025


- a. Is this an original filing? Yes [X] No []
b. If no,
1. State the amendment number.....
2. Date filed
3. Number of pages attached.....



ANGELA M. BAKER-COLYER
Notary Public, State of Ohio
My Commission Expires
June 17, 2027

STATEMENT AS OF JUNE 30, 2025 OF THE The Western and Southern Life Insurance Company

ASSETS

	Current Statement Date			4 December 31 Prior Year Net Admitted Assets
	1 Assets	2 Nonadmitted Assets	3 Net Admitted Assets (Cols. 1 - 2)	
1. Bonds	3,026,600,910		3,026,600,910	3,009,144,444
2. Stocks:				
2.1 Preferred stocks	73,329,253		73,329,253	79,076,382
2.2 Common stocks	5,796,221,798	142,501,515	5,653,720,283	5,463,066,810
3. Mortgage loans on real estate:				
3.1 First liens	52,232,866		52,232,866	53,037,054
3.2 Other than first liens.....			0	0
4. Real estate:				
4.1 Properties occupied by the company (less \$ encumbrances)	23,112,599		23,112,599	23,040,113
4.2 Properties held for the production of income (less \$ encumbrances)	532,194		532,194	495,766
4.3 Properties held for sale (less \$ encumbrances)			0	0
5. Cash (\$(17,110,789)), cash equivalents (\$ 41,942,731) and short-term investments (\$ 3,500,000)	28,331,942		28,331,942	132,776,978
6. Contract loans (including \$ premium notes)	142,320,201		142,320,201	142,837,949
7. Derivatives	0		0	0
8. Other invested assets	2,708,586,479	106,041,267	2,602,545,212	2,540,162,823
9. Receivables for securities	1,358,269		1,358,269	171,025
10. Securities lending reinvested collateral assets	0		0	0
11. Aggregate write-ins for invested assets	0	0	0	0
12. Subtotals, cash and invested assets (Lines 1 to 11)	11,852,626,511	248,542,782	11,604,083,729	11,443,809,344
13. Title plants less \$ charged off (for Title insurers only)			0	0
14. Investment income due and accrued	42,150,153		42,150,153	40,603,858
15. Premiums and considerations:				
15.1 Uncollected premiums and agents' balances in the course of collection	2,166,425		2,166,425	3,066,417
15.2 Deferred premiums, agents' balances and installments booked but deferred and not yet due (including \$ earned but unbilled premiums)	42,648,602		42,648,602	43,542,159
15.3 Accrued retrospective premiums (\$) and contracts subject to redetermination (\$)			0	0
16. Reinsurance:				
16.1 Amounts recoverable from reinsurers	758,199		758,199	544,329
16.2 Funds held by or deposited with reinsured companies			0	0
16.3 Other amounts receivable under reinsurance contracts			0	0
17. Amounts receivable relating to uninsured plans			0	0
18.1 Current federal and foreign income tax recoverable and interest thereon	119,045,370		119,045,370	111,876,148
18.2 Net deferred tax asset			0	0
19. Guaranty funds receivable or on deposit	943,078		943,078	943,078
20. Electronic data processing equipment and software	46,455,468	26,743,340	19,712,128	16,386,052
21. Furniture and equipment, including health care delivery assets (\$)	12,352,621	12,352,621	0	0
22. Net adjustment in assets and liabilities due to foreign exchange rates			0	0
23. Receivables from parent, subsidiaries and affiliates	43,576,553		43,576,553	28,010,196
24. Health care (\$) and other amounts receivable	1,764,013	18,577	1,745,436	865,335
25. Aggregate write-ins for other than invested assets	486,371,122	486,371,122	0	0
26. Total assets excluding Separate Accounts, Segregated Accounts and Protected Cell Accounts (Lines 12 to 25)	12,650,858,115	774,028,442	11,876,829,673	11,689,646,916
27. From Separate Accounts, Segregated Accounts and Protected Cell Accounts	1,277,347,960		1,277,347,960	1,214,527,536
28. Total (Lines 26 and 27)	13,928,206,075	774,028,442	13,154,177,633	12,904,174,452
DETAILS OF WRITE-INS				
1101.				
1102.				
1103.				
1198. Summary of remaining write-ins for Line 11 from overflow page	0	0	0	0
1199. Totals (Lines 1101 through 1103 plus 1198)(Line 11 above)	0	0	0	0
2501. Pension asset	385,972,725	385,972,725	0	
2502. Trademark license agreement	79,900,025	79,900,025	0	
2503. Prepaid expenses	20,498,372	20,498,372	0	0
2598. Summary of remaining write-ins for Line 25 from overflow page	0	0	0	0
2599. Totals (Lines 2501 through 2503 plus 2598)(Line 25 above)	486,371,122	486,371,122	0	0

LIABILITIES, SURPLUS AND OTHER FUNDS

	1 Current Statement Date	2 December 31 Prior Year
1. Aggregate reserve for life contracts \$ 2,855,752,781 less \$ included in Line 6.3 (including \$ Modco Reserve)	2,855,752,781	2,853,064,903
2. Aggregate reserve for accident and health contracts (including \$ Modco Reserve)	146,246,090	146,065,650
3. Liability for deposit-type contracts (including \$ Modco Reserve).....	160,912,729	165,116,294
4. Contract claims:		
4.1 Life	38,692,761	43,809,724
4.2 Accident and health	2,548,158	3,144,614
5. Policyholders' dividends/refunds to members \$ 155,000 and coupons \$ due and unpaid	155,000	160,000
6. Provision for policyholders' dividends, refunds to members and coupons payable in following calendar year - estimated amounts:		
6.1 Policyholders' dividends and refunds to members apportioned for payment (including \$ Modco)	22,851,702	4,226,000
6.2 Policyholders' dividends and refunds to members not yet apportioned (including \$ Modco) ...	14,491,344	29,514,012
6.3 Coupons and similar benefits (including \$ Modco)		
7. Amount provisionally held for deferred dividend policies not included in Line 6		
8. Premiums and annuity considerations for life and accident and health contracts received in advance less \$ discount; including \$ 74,031 accident and health premiums	2,811,271	3,275,187
9. Contract liabilities not included elsewhere:		
9.1 Surrender values on canceled contracts		
9.2 Provision for experience rating refunds, including the liability of \$ accident and health experience rating refunds of which \$ 0 is for medical loss ratio rebate per the Public Health Service Act		
9.3 Other amounts payable on reinsurance, including \$ assumed and \$ 532,817 ceded	532,817	538,171
9.4 Interest Maintenance Reserve	38,635,921	40,606,784
10. Commissions to agents due or accrued-life and annuity contracts \$ 1,135,338 , accident and health \$ and deposit-type contract funds \$	1,135,338	1,353,734
11. Commissions and expense allowances payable on reinsurance assumed		
12. General expenses due or accrued	117,807,262	152,277,356
13. Transfers to Separate Accounts due or accrued (net) (including \$ accrued for expense allowances recognized in reserves, net of reinsured allowances)	(17,638)	(5,744)
14. Taxes, licenses and fees due or accrued, excluding federal income taxes	3,311,136	3,182,127
15.1 Current federal and foreign income taxes, including \$ on realized capital gains (losses)		
15.2 Net deferred tax liability	20,145,121	16,064,808
16. Unearned investment income	1,653,815	1,653,815
17. Amounts withheld or retained by reporting entity as agent or trustee	1,083,274	1,256,862
18. Amounts held for agents' account, including \$ agents' credit balances		
19. Remittances and items not allocated	7,059,468	7,340,693
20. Net adjustment in assets and liabilities due to foreign exchange rates		
21. Liability for benefits for employees and agents if not included above	403,758,928	385,442,878
22. Borrowed money \$ 50,255,088 and interest thereon \$ 12,875,000	63,130,088	40,013,557
23. Dividends to stockholders declared and unpaid		
24. Miscellaneous liabilities:		
24.01 Asset valuation reserve	420,764,674	392,287,379
24.02 Reinsurance in unauthorized and certified (\$) companies		0
24.03 Funds held under reinsurance treaties with unauthorized and certified (\$) reinsurers		
24.04 Payable to parent, subsidiaries and affiliates	612,124	2,833,478
24.05 Drafts outstanding		
24.06 Liability for amounts held under uninsured plans		
24.07 Funds held under coinsurance		
24.08 Derivatives	0	0
24.09 Payable for securities	1,561,462	153,570
24.10 Payable for securities lending	106,356,801	111,892,733
24.11 Capital notes \$ and interest thereon \$		
25. Aggregate write-ins for liabilities	4,307,251	17,682,790
26. Total liabilities excluding Separate Accounts business (Lines 1 to 25)	4,436,299,678	4,422,951,375
27. From Separate Accounts Statement	1,277,347,960	1,214,527,536
28. Total liabilities (Lines 26 and 27)	5,713,647,638	5,637,478,911
29. Common capital stock	2,500,000	2,500,000
30. Preferred capital stock		
31. Aggregate write-ins for other than special surplus funds	0	0
32. Surplus notes	995,860,765	995,788,420
33. Gross paid in and contributed surplus	802,102,515	802,102,515
34. Aggregate write-ins for special surplus funds	0	0
35. Unassigned funds (surplus)	5,640,066,715	5,466,304,606
36. Less treasury stock, at cost:		
36.1 shares common (value included in Line 29 \$)		
36.2 shares preferred (value included in Line 30 \$)		
37. Surplus (Total Lines 31+32+33+34+35-36) (including \$ in Separate Accounts Statement)	7,438,029,995	7,264,195,541
38. Totals of Lines 29, 30 and 37	7,440,529,995	7,266,695,541
39. Totals of Lines 28 and 38 (Page 2, Line 28, Col. 3)	13,154,177,633	12,904,174,452
DETAILS OF WRITE-INS		
2501. SCA, LP & LLC contingent liability	0	12,081,958
2502. Interest payable – policy and contract funds	102,979	102,979
2503. Uncashed drafts and checks pending escheatment to the state	4,204,272	5,497,853
2598. Summary of remaining write-ins for Line 25 from overflow page	0	0
2599. Totals (Lines 2501 through 2503 plus 2598)(Line 25 above)	4,307,251	17,682,790
3101.		
3102.		
3103.		
3198. Summary of remaining write-ins for Line 31 from overflow page	0	0
3199. Totals (Lines 3101 through 3103 plus 3198)(Line 31 above)	0	0
3401.		
3402.		
3403.		
3498. Summary of remaining write-ins for Line 34 from overflow page	0	0
3499. Totals (Lines 3401 through 3403 plus 3498)(Line 34 above)	0	0

SUMMARY OF OPERATIONS

	1	2	3
	Current Year To Date	Prior Year To Date	Prior Year Ended December 31
1. Premiums and annuity considerations for life and accident and health contracts	95,684,157	96,116,138	199,297,821
2. Considerations for supplementary contracts with life contingencies	29,594		0
3. Net investment income	99,793,946	339,325,707	677,437,571
4. Amortization of Interest Maintenance Reserve (IMR)	3,520,511	3,365,597	6,408,421
5. Separate Accounts net gain from operations excluding unrealized gains or losses			0
6. Commissions and expense allowances on reinsurance ceded			1,081,487
7. Reserve adjustments on reinsurance ceded			0
8. Miscellaneous Income:			
8.1 Income from fees associated with investment management, administration and contract guarantees from Separate Accounts.....			0
8.2 Charges and fees for deposit-type contracts			0
8.3 Aggregate write-ins for miscellaneous income	2,384	12,798	117,589
9. Totals (Lines 1 to 8.3)	199,030,592	438,820,240	884,342,889
10. Death benefits	69,237,745	64,216,007	127,920,554
11. Matured endowments (excluding guaranteed annual pure endowments)	1,468,106	1,758,208	2,214,629
12. Annuity benefits	25,892,605	25,493,497	48,615,838
13. Disability benefits and benefits under accident and health contracts	4,694,726	5,380,650	10,602,521
14. Coupons, guaranteed annual pure endowments and similar benefits			0
15. Surrender benefits and withdrawals for life contracts	25,289,367	27,227,755	52,142,870
16. Group conversions			0
17. Interest and adjustments on contract or deposit-type contract funds	2,794,076	2,562,702	5,125,319
18. Payments on supplementary contracts with life contingencies	80,987	87,698	194,504
19. Increase in aggregate reserves for life and accident and health contracts	2,871,626	5,008,492	22,878,380
20. Totals (Lines 10 to 19)	132,329,238	131,735,009	269,694,615
21. Commissions on premiums, annuity considerations, and deposit-type contract funds (direct business only)	9,471,627	7,479,650	15,690,823
22. Commissions and expense allowances on reinsurance assumed			0
23. General insurance expenses and fraternal expenses	69,553,324	64,521,130	155,143,979
24. Insurance taxes, licenses and fees, excluding federal income taxes	12,924,430	10,928,695	15,755,284
25. Increase in loading on deferred and uncollected premiums	(423,011)	(917,715)	(1,410,692)
26. Net transfers to or (from) Separate Accounts net of reinsurance	(25,481,843)	(25,481,843)	(49,028,335)
27. Aggregate write-ins for deductions	17,223,666	23,741,045	39,177,374
28. Totals (Lines 20 to 27)	215,597,431	212,005,971	445,023,048
29. Net gain from operations before dividends to policyholders and federal income taxes (Line 9 minus Line 28)	(16,566,839)	226,814,269	439,319,841
30. Dividends to policyholders and refunds to members	20,401,755	20,971,485	42,299,523
31. Net gain from operations after dividends to policyholders, refunds to members and before federal income taxes (Line 29 minus Line 30)	(36,968,594)	205,842,784	397,020,318
32. Federal and foreign income taxes incurred (excluding tax on capital gains)	(9,221,149)	16,533,866	(26,311,847)
33. Net gain from operations after dividends to policyholders, refunds to members and federal income taxes and before realized capital gains or (losses) (Line 31 minus Line 32)	(27,747,445)	189,308,918	423,332,165
34. Net realized capital gains (losses) (excluding gains (losses) transferred to the IMR) less capital gains tax of \$ 3,504,472 (excluding taxes of \$ 411,932	28,692,056	21,169,903	(22,097,966)
35. Net income (Line 33 plus Line 34)	944,611	210,478,821	401,234,199
CAPITAL AND SURPLUS ACCOUNT			
36. Capital and surplus, December 31, prior year	7,266,695,541	7,033,192,367	7,033,192,367
37. Net income (Line 35)	944,611	210,478,821	401,234,199
38. Change in net unrealized capital gains (losses) less capital gains tax of \$ 3,173,923	229,696,059	(45,070,700)	2,319,266
39. Change in net unrealized foreign exchange capital gain (loss)	506,371	(131,605)	(851,090)
40. Change in net deferred income tax	(1,325,491)	(4,279,505)	22,751,984
41. Change in nonadmitted assets	(26,005,525)	(8,504,368)	(115,008,296)
42. Change in liability for reinsurance in unauthorized and certified companies			
43. Change in reserve on account of change in valuation basis, (increase) or decrease			0
44. Change in asset valuation reserve	(28,477,295)	(16,519,822)	(64,896,170)
45. Change in treasury stock			0
46. Surplus (contributed to) withdrawn from Separate Accounts during period			
47. Other changes in surplus in Separate Accounts Statement			
48. Change in surplus notes	72,345	72,345	144,690
49. Cumulative effect of changes in accounting principles			
50. Capital changes:			
50.1 Paid in			
50.2 Transferred from surplus (Stock Dividend)			
50.3 Transferred to surplus			
51. Surplus adjustment:			
51.1 Paid in	0	45,000,000	45,000,000
51.2 Transferred to capital (Stock Dividend)			
51.3 Transferred from capital			
51.4 Change in surplus as a result of reinsurance			
52. Dividends to stockholders		(155,000,000)	(155,000,000)
53. Aggregate write-ins for gains and losses in surplus	(1,576,621)	(5,002,454)	97,808,591
54. Net change in capital and surplus for the year (Lines 37 through 53)	173,834,454	21,042,712	233,503,174
55. Capital and surplus, as of statement date (Lines 36 + 54)	7,440,529,995	7,054,235,079	7,266,695,541
DETAILS OF WRITE-INS			
08.301. Miscellaneous income	2,384	12,798	117,589
08.302.			
08.303.			
08.398. Summary of remaining write-ins for Line 8.3 from overflow page	0	0	0
08.399. Totals (Lines 08.301 through 08.303 plus 08.398) (Line 8.3 above)	2,384	12,798	117,589
2701. Miscellaneous expense	(1,002)	265,003	(4,110,017)
2702. Benefits for employees not included elsewhere	17,831,478	21,519,183	38,869,032
2703. Securities lending expense	1,859,166	1,035,648	2,996,291
2798. Summary of remaining write-ins for Line 27 from overflow page	(2,465,976)	921,211	1,422,068
2799. Totals (Lines 2701 through 2703 plus 2798)(Line 27 above)	17,223,666	23,741,045	39,177,374
5301. Unrecognized change in benefit plan liabilities, net of tax	(1,576,621)	(5,002,454)	97,808,591
5302.			
5303.			
5398. Summary of remaining write-ins for Line 53 from overflow page	0	0	0
5399. Totals (Lines 5301 through 5303 plus 5398)(Line 53 above)	(1,576,621)	(5,002,454)	97,808,591

CASH FLOW

	1 Current Year To Date	2 Prior Year To Date	3 Prior Year Ended December 31
Cash from Operations			
1. Premiums collected net of reinsurance	97,466,395	98,253,097	201,327,622
2. Net investment income	92,048,520	302,446,014	586,758,993
3. Miscellaneous income	2,384	12,798	1,199,076
4. Total (Lines 1 to 3)	189,517,299	400,711,909	789,285,691
5. Benefit and loss related payments	135,393,563	130,086,482	250,225,917
6. Net transfers to Separate Accounts, Segregated Accounts and Protected Cell Accounts	(25,469,949)	(25,499,116)	(49,044,841)
7. Commissions, expenses paid and aggregate write-ins for deductions	124,682,714	100,613,412	167,432,220
8. Dividends paid to policyholders	16,803,721	16,279,544	39,586,750
9. Federal and foreign income taxes paid (recovered) net of \$ 2,056,978 tax on capital gains (losses)	1,864,476	(30,361,522)	(12,653,537)
10. Total (Lines 5 through 9)	253,274,525	191,118,800	395,546,509
11. Net cash from operations (Line 4 minus Line 10)	(63,757,226)	209,593,109	393,739,182
Cash from Investments			
12. Proceeds from investments sold, matured or repaid:			
12.1 Bonds	181,067,667	242,262,794	484,011,645
12.2 Stocks	165,227,195	209,161,961	219,933,047
12.3 Mortgage loans	804,187	790,992	1,578,847
12.4 Real estate	0	469,365	469,365
12.5 Other invested assets	311,349,337	90,853,788	499,057,601
12.6 Net gains or (losses) on cash, cash equivalents and short-term investments	(64,281)	(17,354)	(40,105)
12.7 Miscellaneous proceeds	1,407,892	36,150,539	32,709,866
12.8 Total investment proceeds (Lines 12.1 to 12.7)	659,791,997	579,672,085	1,237,720,266
13. Cost of investments acquired (long-term only):			
13.1 Bonds	196,841,310	210,398,624	698,554,734
13.2 Stocks	115,302,964	150,489,408	159,990,487
13.3 Mortgage loans	0	0	0
13.4 Real estate	1,706,144	1,594,037	2,154,942
13.5 Other invested assets	353,468,283	258,614,305	622,078,848
13.6 Miscellaneous applications	1,187,244	0	895,959
13.7 Total investments acquired (Lines 13.1 to 13.6)	668,505,945	621,096,374	1,483,674,970
14. Net increase/(decrease) in contract loans and premium notes	(517,748)	114,499	106,080
15. Net cash from investments (Line 12.8 minus Line 13.7 and Line 14)	(8,196,200)	(41,538,788)	(246,060,784)
Cash from Financing and Miscellaneous Sources			
16. Cash provided (applied):			
16.1 Surplus notes, capital notes	72,345	0	0
16.2 Capital and paid in surplus, less treasury stock	0	45,000,000	45,000,000
16.3 Borrowed funds	23,116,531	(77,222,445)	(82,494,700)
16.4 Net deposits on deposit-type contracts and other insurance liabilities	(4,203,565)	(4,695,800)	(9,044,684)
16.5 Dividends to stockholders	0	155,000,000	155,000,000
16.6 Other cash provided (applied)	(51,476,921)	(11,298,062)	32,907,659
17. Net cash from financing and miscellaneous sources (Line 16.1 through Line 16.4 minus Line 16.5 plus Line 16.6)	(32,491,610)	(203,216,307)	(168,631,725)
RECONCILIATION OF CASH, CASH EQUIVALENTS AND SHORT-TERM INVESTMENTS			
18. Net change in cash, cash equivalents and short-term investments (Line 11, plus Lines 15 and 17) .	(104,445,036)	(35,161,986)	(20,953,327)
19. Cash, cash equivalents and short-term investments:			
19.1 Beginning of year	132,776,978	153,730,305	153,730,305
19.2 End of period (Line 18 plus Line 19.1)	28,331,942	118,568,319	132,776,978

Note: Supplemental disclosures of cash flow information for non-cash transactions:

20.0001. Dividend from Integrity Life Insurance Company in the form of Common Stock		0	39,681,664
---	--	---	------------

EXHIBIT 1

DIRECT PREMIUMS AND DEPOSIT-TYPE CONTRACTS			
	1 Current Year To Date	2 Prior Year To Date	3 Prior Year Ended December 31
1. Individual life	86,679,517	88,125,718	179,137,046
2. Group life	1,844,013	1,659,553	4,725,030
3. Individual annuities	2,108	2,377	2,630
4. Group annuities	0		0
5. Accident & health	10,354,629	10,816,768	21,595,405
6. Fraternal	0		0
7. Other lines of business	0	0	0
8. Subtotal (Lines 1 through 7)	98,880,267	100,604,416	205,460,111
9. Deposit-type contracts	0	0	0
10. Total (Lines 8 and 9)	98,880,267	100,604,416	205,460,111

NOTES TO FINANCIAL STATEMENTS

1. Summary of Significant Accounting Policies and Going Concern

A. Accounting Practices

The financial statements of The Western and Southern Life Insurance Company (the Company) are presented on the basis of accounting practices prescribed or permitted by the Ohio Department of Insurance (the Department).

The Department recognizes only statutory accounting practices prescribed or permitted by the state of Ohio for determining and reporting the financial condition and results of operations of an insurance company. The National Association of Insurance Commissioners’ (NAIC) Accounting Practices and Procedures manual, (NAIC SAP) has been adopted as a component of prescribed or permitted practices by the state of Ohio. The Department has the right to permit other specific practices that deviate from prescribed practices. There are no differences between the Company’s net income and capital and surplus following NAIC SAP or practices prescribed and permitted by the state of Ohio.

A reconciliation of the Company’s net income and capital and surplus between NAIC SAP and practices prescribed and permitted by the State of Ohio is shown below:

	<u>SSAP #</u>	<u>F/S Page</u>	<u>F/S Line #</u>	<u>2025</u>	<u>2024</u>
NET INCOME					
(1) State basis (Page 4, Line 35, Columns 1 & 2)	xxx	xxx	xxx	944,611	401,234,199
(2) State Prescribed Practices that increase/(decrease) NAIC SAP				—	—
(3) State Permitted Practices that increase/(decrease) NAIC SAP				—	—
(4) NAIC SAP (1-2-3=4)	xxx	xxx	xxx	<u>944,611</u>	<u>401,234,199</u>
SURPLUS					
(5) State basis (Page 3, Line 38, Columns 1 & 2)	xxx	xxx	xxx	7,440,529,995	7,266,695,541
(6) State Prescribed Practices that increase/(decrease) NAIC SAP				—	—
(7) State Permitted Practices that increase/(decrease) NAIC SAP				—	—
(8) NAIC SAP (5-6-7=8)	xxx	xxx	xxx	<u>7,440,529,995</u>	<u>7,266,695,541</u>

B. Use of Estimates in the Preparation of the Financial Statements

No Change.

C. Accounting Policy

- (2) The Company has not reacquired any SVO Identified Bonds during the reporting period.
- (6) Loan-backed and structured securities are stated at amortized cost, except those with an initial NAIC designation of 6, which are stated at the lower of amortized cost or fair value. Loan-backed and structured securities with an initial NAIC designation of 6 could have a final designation of 1 through 5 as determined by the SVO financial modeling process. The retrospective adjustment method is used to determine amortized cost for all loan-backed and structured securities, except for (1) those which an other-than-temporary impairment has been recognized or (2) less than high quality securities (rating of A or lower) which use the prospective adjustment method to determine amortized cost.

D. Going Concern. Management has not raised any doubts about the entity's ability to continue as a going concern.

2. Accounting Changes and Correction of Errors

The Company did not have any accounting changes in 2025.

3. Business Combinations and Goodwill. No Change.

4. Discontinued Operations. No Change.

5. Investments

A. Mortgage Loans, including Mezzanine Real Estate Loans. No Change.

B. Debt Restructuring. None.

C. Reverse Mortgages. None.

D. Loan-Backed Securities

- (1) Prepayment assumptions are derived from Bloomberg and broker dealer prepayment models or from empirical data.
- (2) The Company had no other-than-temporary impairments on loan-backed and structured securities for the period ended June 30, 2025, due to the intent to sell the security or the inability or lack of intent to retain the investment in the security for a period of time sufficient to recover the amortized cost basis of the security.

STATEMENT AS OF JUNE 30, 2025 OF THE The Western and Southern Life Insurance Company

(3) The Company had no loan-backed and structured securities with a recognized other-than-temporary impairment, for the period ended June 30, 2025, where the present value of future cash flows expected to be collected is less than the amortized cost basis of the securities:

1	2	3	4	5	6	7
CUSIP	Book/Adjusted Carrying Value Amortized Cost Before Current Period OTTI	Present Value of Projected Cash Flows	Recognized Other-Than-Temporary Impairment	Amortized Cost After Other-Than-Temporary Impairment	Fair Value at time of OTTI	Date of Financial Statement Where Reported
Total	XXX	XXX	—	XXX	XXX	XXX

(4) The following is an aggregate total of all impaired loan-backed securities (fair value is less than cost or amortized cost) for which an other-than-temporary impairment has not been recognized in earnings as a realized loss, including securities with a recognized other-than-temporary impairment for non-interest related declines when a non-recognized interest related impairment remains as of June 30, 2025:

a. The aggregate amount of unrealized losses:	
1. Less than 12 Months	91,887
2. 12 Months or Longer	12,920,438
b. The aggregate related fair value of securities with unrealized losses:	
1. Less than 12 Months	4,380,933
2. 12 Months or Longer	126,602,675

(5) The Company monitors investments to determine if there has been an other-than temporary decline in fair value. Factors management considers for each identified security include the following:

- a. the length of time and the extent to which the fair value is below the book/adjusted carry value;
- b. the financial condition and near term prospects of the issuer, including specific events that may affect its operations;
- c. for equity securities and debt securities with credit related declines in fair value, the Company's intent and ability to hold the security long enough for it to recover its value to book/adjusted carry value;
- d. for debt securities with interest related declines in fair value, the Company's intent to sell the security before recovery of its book/adjusted carry value;
- e. for loan-backed securities, the Company's intent and ability to hold the security long enough for it to recover its value to book/adjusted carry value;
- f. for loan-backed securities, the Company's intent to sell the security before recovery of its book/adjusted carry value.

If the decline is judged to be other-than-temporary, an impairment charge is recorded as a net realized capital loss in the period the determination is made.

E. Dollar Repurchase Agreements and/or Securities Lending Transactions

(3) Collateral Received

b. The fair value of that collateral and of the portion of that collateral that it has sold or repledged is \$105.9 million and \$1.3 million in the general and separate accounts, respectively.

F. Repurchase Agreements Transactions Accounted for as Secured Borrowing. No Change.

G. Reverse Repurchase Agreements Transactions Accounted for as Secured Borrowing. No Change.

H. Repurchase Agreements Transactions Accounted for as a Sale. No Change.

I. Reverse Repurchase Agreements Transactions Accounted for as a Sale. No Change.

J. Real Estate. No Change.

K. Investments in Tax Credit Structures (tax credit investments). No significant holdings. No Change.

L. Restricted Assets. No Change.

M. Working Capital Finance Investments. None.

N. Offsetting and Netting of Assets and Liabilities

Information related to the Company’s derivative instruments and the effects of offsetting on the balance sheet are as follows:

	Gross Amount Recognized	Amount Offset*	Net Amount Presented on Financial Statements
(1) Assets			
Derivative Instrument	—	—	—

* For derivative assets and derivative liabilities, the amount offset shall agree to Schedule DB, Part D, Section 1

	Gross Amount Recognized	Amount Offset*	Net Amount Presented on Financial Statements
(2) Liabilities			
Derivative Instrument	—	—	—

* For derivative assets and derivative liabilities, the amount offset shall agree to Schedule DB, Part D, Section 1

O. 5* Securities. No Change.

- P. Short Sales. None.
- Q. Prepayment Penalty and Acceleration Fees. None.
- R. Reporting Entity's Share of Cash Pool by Asset type. None.

- 6. Joint Ventures, Partnerships and Limited Liability Companies. No Change.
- 7. Investment Income. No Change.
- 8. Derivative Instruments. No Change.
- 9. Income Taxes. No Change.
- 10. Information Concerning Parent, Subsidiaries and Affiliates.

In August 2025, the Company sold \$84.0 million of fixed income securities in exchange for cash to its subsidiary, Western-Southern Life Assurance Company, which is referenced in note 22, *Events Subsequent*. The fixed income securities sold were exchange traded funds administered by Touchstone Advisors, Inc., an indirect subsidiary of the Company.

In July 2025, the Company sold \$49.9 million of equity securities in exchange for cash to its affiliate, Lafayette Life Insurance Company, which is referenced in note 22, *Events Subsequent*.

In April 2025, the Company sold \$49.5 million of fixed income securities in exchange for cash to its subsidiary, Gerber Life Insurance Company. The fixed income securities sold were exchange traded funds administered by Touchstone Advisors, Inc.

- 11. Debt.
 - A. No Change.
- 12. Retirement Plans, Deferred Compensation, Postemployment Benefits and Compensated Absences and Other Postretirement Benefit Plans
 - a. Defined Benefit Plan

		Pension Benefits		Postretirement Benefits		Special or Contractual Benefits Per SSAP No. 11	
		2025	2024	2025	2024	2025	2024
(4)	Components of net periodic benefit cost						
	a. Service cost	9,777,198	22,811,703	11,915	45,613	—	—
	b. Interest cost	22,456,431	42,678,697	1,919,504	3,848,181	—	—
	c. Expected return on plan assets	(44,277,446)	(81,520,771)	—	—	—	—
	d. Transition asset or obligation	—	—	—	—	—	—
	e. Gains and losses	—	—	(2,261,242)	(13,195,479)	—	—
	f. Prior service cost or credit	265,519	531,038	—	—	—	—
	g. Gain or loss recognized due to a settlement or curtailment	—	—	—	—	—	—
	h. Total net periodic benefit cost	(11,778,298)	(15,499,333)	(329,823)	(9,301,685)	—	—

- 13. Capital and Surplus, Shareholders’ Dividend Restrictions and Quasi-Reorganizations. No Change.
- 14. Liabilities, Contingencies, and Assessments.
 - A. Contingent Commitments
 - (2). The Company guarantees the payment of all policyholder obligations of each of the following wholly-owned subsidiaries, Western-Southern Life Assurance Company, Columbus Life Insurance Company, and Integrity Life Insurance Company. In addition, the Company guarantees all policyholder obligations of National Integrity Life Insurance Company, a wholly-owned subsidiary of Integrity Life Insurance Company, and Lafayette Life Insurance Company, an affiliated entity which is wholly owned by the Company’s parent, Western & Southern Financial Group. The Company also guarantees the financial solvency of Gerber Life Agency, LLC, a wholly-owned subsidiary. Guarantees on behalf of wholly-owned subsidiaries or on behalf of related parties that are considered to be unlimited (as in the case of the guarantee on behalf of Lafayette Life Insurance Company) are exempt from the initial liability recognition criteria in SSAP 5R and therefore no liability has been recognized in the financial statements. Due to the unlimited nature of the guarantees, the Company is unable to estimate the maximum potential amount of future payments under the guarantees. In the unlikely event the guarantees would be triggered, the Company may be permitted to take control of the underlying assets to recover all or a portion of the amounts paid under the guarantees.
- 15. Leases. No Change.
- 16. Information About Financial Instruments With Off-Balance Sheet Risk and Financial Instruments With Concentrations of Credit Risk. No Change.
- 17. Sale, Transfer and Servicing of Financial Assets and Extinguishments of Liabilities
 - B. (2) Not applicable.
(4) Not applicable.
 - C. Wash Sales. No Change.
- 18. Gain or Loss to the Reporting Entity from Uninsured A&H Plans and the Uninsured Portion of Partially Insured Plans. No Change.
- 19. Direct Premium Written/Produced by Managing General Agents/Third Party Administrators. No Change.

20. Fair Value Measurements

A.

(1) Fair Value Measurements at June 30, 2025

Description for each class of asset or liability	(Level 1)	(Level 2)	(Level 3)	Net Asset Value (NAV)	Total
a. Assets at fair value					
Bonds: Issuer credit obligations	83,703,806	—	—	—	83,703,806
Common stock: Unaffiliated	458,649,002	—	15,117,281	—	473,766,283
Common stock: Mutual funds	175,357,941	—	—	—	175,357,941
Preferred stock	—	47,688,843	25,640,410	—	73,329,253
Other invested assets: Residual tranche, fixed income	—	18,960,678	—	—	18,960,678
Separate account assets	829,271,891	171,486,842	44,526,874	232,062,352	1,277,347,959
Total assets at fair value	1,546,982,640	238,136,363	85,284,565	232,062,352	2,102,465,920

(2) Fair Value Measurements in Level 3 of the Fair Value Hierarchy

Quarter Ended at 06/30/2025

Description	Beginning Balance at 04/01/2025	Transfers into Level 3	Transfers out of Level 3	Total gains and (losses) included in Net Income	Total gains and (losses) included in Surplus	Purchases	Issuances	Sales	Settlements	Ending Balance at 06/30/2025
a. Assets										
Common stock: Unaffiliated	15,117,281	—	—	—	—	—	—	—	—	15,117,281
Preferred stock	25,640,410	—	—	—	—	—	—	—	—	25,640,410
Separate account assets*	42,524,417	—	—	791,999	—	1,580,000	—	(369,542)	—	44,526,874
Total Assets	83,282,108	—	—	791,999	—	1,580,000	—	(369,542)	—	85,284,565

Quarter Ended at 03/31/2025

Description	Beginning Balance at 01/01/2025	Transfers into Level 3	Transfers out of Level 3	Total gains and (losses) included in Net Income	Total gains and (losses) included in Surplus	Purchases	Issuances	Sales	Settlements	Ending Balance at 03/31/2025
a. Assets										
Common stock: Unaffiliated	15,117,281	—	—	—	—	—	—	—	—	15,117,281
Preferred stock	25,640,410	—	—	—	—	—	—	—	—	25,640,410
Separate account assets*	39,318,811	—	—	340,247	—	2,865,359	—	—	—	42,524,417
Total Assets	80,076,502	—	—	340,247	—	2,865,359	—	—	—	83,282,108

*Gains and losses for assets held in separate accounts do not impact net income or surplus as the change in value of assets held in separate accounts is offset by a change in value of liabilities related to separate account.

- (3) The Company’s policy is to recognize transfers in and transfers out of levels at the beginning of each quarterly reporting period.
- (4) The fair value of preferred stock included in Level 2 has been determined by utilizing market observable inputs from third-party pricing services.

The fair value of common stock and preferred stock included in Level 3 has been determined by using broker quotes or recent financing for similar securities.

The fair value of the fixed income residual tranche included in Level 2 has been determined by utilizing market observable inputs from third-party pricing services.

Assets held in Level 2 of the separate account include debt securities. The fair values of these investments have been determined through the use of third-party pricing services utilizing market observable inputs.

Assets held in Level 3 of the separate account includes a corporate bond and private real estate funds. The fair values of these investments have been determined by significant unobservable inputs.

B. Not applicable.

C. The carrying amounts and fair values of the Company’s significant financial instruments were as follows:

Type of Financial Instrument	Aggregate Fair Value	Admitted Assets	(Level 1)	(Level 2)	(Level 3)	Net Asset Value (NAV)	Not Practicable (Carrying Value)
Bonds: Issuer credit obligations	2,717,459,404	2,866,841,990	106,662,670	2,603,796,734	7,000,000	—	—
Bonds: Asset-backed securities	151,385,935	159,758,921	—	151,385,861	74	—	—
Common stock: Unaffiliated	473,766,283	473,766,283	458,649,002	—	15,117,281	—	—
Common stock: Mutual funds	175,357,941	175,357,941	175,357,941	—	—	—	—
Preferred stock	73,329,253	73,329,253	—	47,688,843	25,640,410	—	—
Mortgage loans	49,465,162	52,232,866	—	—	49,465,162	—	—
Cash, cash equivalents, & short-term investments	28,333,193	28,331,943	28,333,193	—	—	—	—
Other invested assets: Surplus notes	42,530,588	44,899,301	—	42,530,588	—	—	—
Other invested assets: Fixed income, residual tranche	18,960,678	18,960,678	—	18,960,678	—	—	—
Separate account assets	1,277,347,959	1,277,347,959	829,271,891	171,486,842	44,526,874	232,062,352	—
Life and annuity reserves for investment-type contracts and deposit fund liabilities	(2,191,176)	(2,263,406)	—	—	(2,191,176)	—	—
Securities lending liability	(106,356,801)	(106,356,801)	—	(106,356,801)	—	—	—

The following discussion describes the valuation methodologies utilized by the Company for assets and liabilities measured or disclosed at fair value. Fair value estimates are made at a specific point in time, based on available market information and judgments about the financial instrument, including discount rates, estimates of timing, amount of expected future cash flows and the credit standing of the issuer. Such estimates do not consider the tax impact of the realization of unrealized gains or losses. For Level 3 investments, the fair value estimates cannot be substantiated by comparison to independent markets. In addition, the disclosed fair value may not be realized in the immediate settlement of the financial instrument. As described below, certain fair values are determined through the use of third-party pricing services. Management does not adjust prices received from third-parties; however, we do analyze the third-party pricing services’ valuation methodologies and related inputs and perform additional evaluation to determine the appropriate level within the fair value hierarchy. Care should be exercised in deriving conclusions about the Company’s business, its value or financial position based on the fair value information of financial instruments presented below.

Debt and Equity Securities

The fair values of actively traded debt securities and asset/mortgage-backed securities have been determined through the use of third-party pricing services utilizing market observable inputs. Less liquid private placement securities trading in less liquid or illiquid markets with limited or no pricing information are valued using either broker quotes or by discounting the expected cash flows using current market-consistent rates applicable to the yield, credit quality and maturity of each security.

The fair values of actively traded equity securities and exchange traded funds (including exchange traded funds with debt like characteristics) have been determined utilizing publicly quoted prices obtained from third-party pricing services. The fair values of certain equity securities for which no publicly quoted prices are available have been determined through the use of third-party pricing services utilizing market observable inputs. Actively traded mutual funds are valued using the net asset values of the funds. The fair values of preferred stock and common stock included in Level 3 have been determined by using broker quotes or recent financing for similar securities.

Mortgage Loans

The fair values for mortgage loans, consisting principally of commercial real estate loans, are estimated using discounted cash flow analyses, using interest rates currently being offered for similar loans collateralized by properties with similar investment risk. The fair values for mortgage loans in default are established at the lower of the fair value of the underlying collateral less costs to sell or the carrying amount of the loan.

Cash, Cash Equivalents and Short-Term Investments

The fair values of cash, cash equivalents and short-term investments are based on quoted market prices.

Other Invested Assets

Other invested assets includes surplus notes and fixed income residual tranches. The fair values of these assets have been determined using the same methodologies as debt and equity securities.

Assets Held in Separate Accounts

Assets held in separate accounts include debt securities, equity securities, mutual funds, surplus notes, private equity, and private debt fund investments. The fair values of these assets have been determined using the same methodologies as similar assets held in the general account. The fair values of the private real estate funds included in Level 3 have been determined by significant unobservable inputs. For investments utilizing NAV, see Note 20E for a description.

Life and Annuity Reserves for Investment-type Contracts and Deposit Fund Liabilities

The fair value of liabilities for investment-type contracts is based on the present value of estimated liability cash flows. Present values reflect the Company’s margin for uncertainty of the timing of liability cash flows. Key assumptions to the cash flow model include the timing of policyholder withdrawals and the level of interest credited to contract balances.

Fair values for insurance reserves are not required to be disclosed. However, the estimated fair values of all insurance reserves and investment contracts are taken into consideration in the Company’s overall management of interest rate risk.

Securities Lending Liability

The liability represents the Company’s obligation to return collateral related to securities lending transactions. The liability is short-term in nature and therefore, the fair value of the obligation approximates the carrying amount.

D. Not applicable.

E. Investments that use a net asset value (NAV) as a practical expedient consist mainly of equity interest in limited partnerships and limited liability companies in the separate account. These investments contain fixed income and common stock characteristics. The interests in these partnerships

STATEMENT AS OF JUNE 30, 2025 OF THE The Western and Southern Life Insurance Company

can be sold or transferred with prior consent from the general partner. The NAV for these investments is equal to the fair value reported on Schedule BA Part 1. The average remaining life of the investments is 14.5 years. The Company's unfunded commitment for these investments is \$39.6 million.

A collective trust in the separate account utilizing NAV is primarily investing in domestic fixed income securities. Shares in the trust can be redeemed at their net asset value. The NAV for this investment is \$11.76.

The Company does not intend to sell any investments utilizing NAV.

21. Other Items. No Change.

22. Events Subsequent.

See note 10 for a description of the Company's sale of fixed income securities to its subsidiary subsequent to the financial statement date.

See note 10 for a description of the Company's sale of equity securities to its affiliate subsequent to the financial statement date.

23. Reinsurance. No Change.

24. Retrospectively Rated Contracts and Contracts Subject to Redetermination.

E. Risk Sharing Provisions of the Affordable Care Act.

(1) Did the reporting entity write accident and health insurance premium which is subject to the Affordable Care Act risk sharing provisions (YES/NO)?

Yes [] No [X]

(2) Impact of Risk Sharing Provisions of the Affordable Care Act on Admitted Assets, Liabilities and Revenue for the Current Year

AMOUNT

a. Permanent ACA Risk Adjustment Program

Assets

1. Premium adjustments receivable due to ACA Risk Adjustment —

Liabilities

2. Risk adjustment user fees payable for ACA Risk Adjustment —

3. Premium adjustments payable due to ACA Risk Adjustment —

Operations (Revenue & Expense)

4. Reported as revenue in premium for accident and health contracts (written/collected) due to ACA Risk Adjustment —

5. Reported in expenses as ACA risk adjustment user fees (incurred/paid) —

b. Transitional ACA Reinsurance Program

Assets

1. Amounts recoverable for claims paid due to ACA Reinsurance —

2. Amounts recoverable for claims unpaid due to ACA Reinsurance (Contra Liability) —

3. Amounts receivable relating to uninsured plans for contributions for ACA Reinsurance —

Liabilities

4. Liabilities for contributions payable due to ACA Reinsurance - not reported as ceded premium —

5. Ceded reinsurance premiums payable due to ACA Reinsurance —

6. Liabilities for amounts held under uninsured plans contributions for ACA Reinsurance —

Operations (Revenue & Expense)

7. Ceded reinsurance premiums due to ACA Reinsurance —

8. Reinsurance recoveries (income statement) due to ACA Reinsurance payments or expected payments —

9. ACA Reinsurance contributions - not reported as ceded premium —

c. Temporary ACA Risk Corridors Program

Assets

1. Accrued retrospective premium due to ACA Risk Corridors —

Liabilities

2. Reserve for rate credits or policy experience rating refunds due to ACA Risk Corridors —

Operations (Revenue & Expense)

3. Effect of ACA Risk Corridors on net premium income (paid/received) —

4. Effect of ACA Risk Corridors on change in reserves for rate credits —

STATEMENT AS OF JUNE 30, 2025 OF THE The Western and Southern Life Insurance Company

(3) Roll forward of prior year ACA risk sharing provisions for the following asset (gross of any nonadmission) and liability balances along with the reasons for adjustments to prior year balance.

	Accrued During the Prior Year on Business Written Before December 31 of the Prior Year		Received or Paid as of the Current Year on Business Written Before December 31 of the Prior Year		Differences		Adjustments			Unsettled Balances as of the Reporting Date	
					Prior Year Accrued Less Payments (Col 1 - 3)	Prior Year Accrued Less Payments (Col 2 - 4)	To Prior Year Balances	To Prior Year Balances		Cumulative Balance from Prior Years (Col 1 - 3 + 7)	Cumulative Balance from Prior Years (Col 2 - 4 + 8)
	1	2	3	4	5	6	7	8		9	10
	Receivable	(Payable)	Receivable	(Payable)	Receivable	(Payable)	Receivable	(Payable)	Ref	Receivable	(Payable)
a. Permanent ACA Risk Adjustment Program											
1. Premium adjustments receivable					—	—			A	—	—
2. Premium adjustments (payable)					—	—			B	—	—
3. Subtotal ACA Permanent Risk Adjustment Program	—	—	—	—	—	—	—	—		—	—
b. Transitional ACA Reinsurance Program					—	—				—	—
1. Amounts recoverable for claims paid					—	—			C	—	—
2. Amounts recoverable for claims unpaid (contra liability)					—	—			D	—	—
3. Amounts receivable relating to uninsured plans					—	—			E	—	—
4. Liabilities for contributions payable due to ACA Reinsurance - not reported as ceded premium					—	—			F	—	—
5. Ceded reinsurance premiums payable					—	—			G	—	—
6. Liability for amounts held under uninsured plans					—	—			H	—	—
7. Subtotal ACA Transitional Reinsurance Program	—	—	—	—	—	—	—	—		—	—
c. Temporary ACA Risk Corridors Program					—	—				—	—
1. Accrued retrospective premium					—	—			I	—	—
2. Reserve for rate credits or policy experience rating refunds					—	—			J	—	—
3. Subtotal ACA Risk Corridors Program	—	—	—	—	—	—	—	—		—	—
d. Total for ACA Risk Sharing Provisions	—	—	—	—	—	—	—	—		—	—

(4) Roll-Forward of Risk Corridors Asset and Liability Balances by Program Benefit Year

Risk Corridors Program Year	Accrued During the Prior Year on Business Written Before Dec 31 of the Prior Year		Received or Paid as of the Current Year on Business Written Before Dec 31 of the Prior Year		Differences		Adjustments			Unsettled Balances as of the Reporting Date	
					Prior Year Accrued Less Payments (Col 1- 3)	Prior Year Accrued Less Payments (Col 2 - 4)	To Prior Year Balances	To Prior Year Balances		Cumulative Balance from Prior Years (Col 1 - 3 + 7)	Cumulative Balance from Prior Years (Col 2 - 4 + 8)
	1	2	3	4	5	6	7	8		9	10
	Receivable	(Payable)	Receivable	(Payable)	Receivable	(Payable)	Receivable	(Payable)	Ref	Receivable	(Payable)
a. 2014											
1. Accrued retrospective premium					—	—			A	—	—
2. Reserve for rate credits or policy experience rating refunds					—	—			B	—	—
b. 2015											
1. Accrued retrospective premium					—	—			C	—	—
2. Reserve for rate credits or policy experience rating refunds					—	—			D	—	—
c. 2016											
1. Accrued retrospective premium					—	—			E	—	—
2. Reserve for rate credits or policy experience rating refunds					—	—			F	—	—
d. Total Risk Corridors	—	—	—	—	—	—	—	—		—	—

(5) ACA Risk Corridors Receivable as of Reporting Date

	1	2	3	4	5	6
	Estimated Amount to be Filed or Final Amount Filed	Non-acrued Amounts for Impairment or Other Reasons	Amounts	Asset Balance (Gross of Non-admissions)	Non-admitted Amount	Net Admitted Asset (4 - 5)
Risk Corridors Program Year						
a. 2014						
b. 2015						
c. 2016						
d. Total (a + b + c)	—	—	—	—	—	—

24E(5)d (Column 4) should equal 24E(3)c1 (Column 9)
24E(5)d (Column 6) should equal 24E(2)c1

25. Change in Incurred Losses and Loss Adjustment Expenses. No Change.
26. Intercompany Pooling Arrangements. No Change.
27. Structured Settlements. No Change.

- 28. Health Care Receivables. No Change.
- 29. Participating Policies. No Change.
- 30. Premium Deficiency Reserves. No Change.
- 31. Reserves for Life Contracts and Annuity Contracts. No Change.
- 32. Analysis of Annuity Actuarial Reserves and Deposit Type Liabilities by Withdrawal Characteristics. No Change.
- 33. Analysis of Life Actuarial Reserves by Withdrawal Characteristics. No Change.
- 34. Premiums and Annuity Consideration Deferred and Uncollected. No Change.
- 35. Separate Accounts. No Change.
- 36. Loss/Claim Adjustment Expenses. No Change.

STATEMENT AS OF JUNE 30, 2025 OF THE The Western and Southern Life Insurance Company

GENERAL INTERROGATORIES

PART 1 - COMMON INTERROGATORIES

GENERAL

- 1.1

Did the reporting entity experience any material transactions requiring the filing of Disclosure of Material Transactions with the State of Domicile, as required by the Model Act?

Yes [] No [X]
- 1.2

If yes, has the report been filed with the domiciliary state?

Yes [] No []
- 2.1

Has any change been made during the year of this statement in the charter, by-laws, articles of incorporation, or deed of settlement of the reporting entity?

Yes [] No [X]
- 2.2

If yes, date of change:
- 3.1

Is the reporting entity a member of an Insurance Holding Company System consisting of two or more affiliated persons, one or more of which is an insurer?
If yes, complete Schedule Y, Parts 1 and 1A.

Yes [X] No []
- 3.2

Have there been any substantial changes in the organizational chart since the prior quarter end?

Yes [] No [X]
- 3.3

If the response to 3.2 is yes, provide a brief description of those changes.
.....
- 3.4

Is the reporting entity publicly traded or a member of a publicly traded group?

Yes [] No [X]
- 3.5

If the response to 3.4 is yes, provide the CIK (Central Index Key) code issued by the SEC for the entity/group.
- 4.1

Has the reporting entity been a party to a merger or consolidation during the period covered by this statement?

Yes [] No [X]
- 4.2

If yes, provide the name of the entity, NAIC Company Code, and state of domicile (use two letter state abbreviation) for any entity that has ceased to exist as a result of the merger or consolidation.
- | | | |
|----------------|-------------------|-------------------|
| 1 | 2 | 3 |
| Name of Entity | NAIC Company Code | State of Domicile |
| | | |
5.

If the reporting entity is subject to a management agreement, including third-party administrator(s), managing general agent(s), attorney-in-fact, or similar agreement, have there been any significant changes regarding the terms of the agreement or principals involved? Yes [] No [] N/A [X]
If yes, attach an explanation.
.....
- 6.1

State as of what date the latest financial examination of the reporting entity was made or is being made.

12/31/2022
- 6.2

State the as of date that the latest financial examination report became available from either the state of domicile or the reporting entity. This date should be the date of the examined balance sheet and not the date the report was completed or released.

12/31/2022
- 6.3

State as of what date the latest financial examination report became available to other states or the public from either the state of domicile or the reporting entity. This is the release date or completion date of the examination report and not the date of the examination (balance sheet date).

04/12/2024
- 6.4

By what department or departments?
Ohio Department of Insurance
- 6.5

Have all financial statement adjustments within the latest financial examination report been accounted for in a subsequent financial statement filed with Departments? Yes [] No [] N/A [X]
- 6.6

Have all of the recommendations within the latest financial examination report been complied with? Yes [] No [] N/A [X]
- 7.1

Has this reporting entity had any Certificates of Authority, licenses or registrations (including corporate registration, if applicable) suspended or revoked by any governmental entity during the reporting period?

Yes [] No [X]
- 7.2

If yes, give full information:
.....
- 8.1

Is the company a subsidiary of a bank holding company regulated by the Federal Reserve Board?

Yes [] No [X]
- 8.2

If response to 8.1 is yes, please identify the name of the bank holding company.
.....
- 8.3

Is the company affiliated with one or more banks, thrifts or securities firms?

Yes [X] No []
- 8.4

If response to 8.3 is yes, please provide below the names and location (city and state of the main office) of any affiliates regulated by a federal regulatory services agency [i.e. the Federal Reserve Board (FRB), the Office of the Comptroller of the Currency (OCC), the Federal Deposit Insurance Corporation (FDIC) and the Securities Exchange Commission (SEC)] and identify the affiliate's primary federal regulator.

1 Affiliate Name	2 Location (City, State)	3 FRB	4 OCC	5 FDIC	6 SEC
W&S Brokerage Services, Inc.	Cincinnati, Ohio				YES...
Fort Washington Investment Advisors, Inc.	Cincinnati, Ohio				YES...
Touchstone Advisors, Inc.	Cincinnati, Ohio				YES...
Touchstone Securities, Inc.	Cincinnati, Ohio				YES...
Eagle Realty Capital Partners, LLC	Cincinnati, Ohio				YES...

STATEMENT AS OF JUNE 30, 2025 OF THE The Western and Southern Life Insurance Company

GENERAL INTERROGATORIES

- 9.1

Are the senior officers (principal executive officer, principal financial officer, principal accounting officer or controller, or persons performing similar functions) of the reporting entity subject to a code of ethics, which includes the following standards?
(a) Honest and ethical conduct, including the ethical handling of actual or apparent conflicts of interest between personal and professional relationships;
(b) Full, fair, accurate, timely and understandable disclosure in the periodic reports required to be filed by the reporting entity;
(c) Compliance with applicable governmental laws, rules and regulations;
(d) The prompt internal reporting of violations to an appropriate person or persons identified in the code; and
(e) Accountability for adherence to the code.

Yes [X] No []
- 9.11

If the response to 9.1 is No, please explain:
.....
- 9.2

Has the code of ethics for senior managers been amended?

Yes [] No [X]
- 9.21

If the response to 9.2 is Yes, provide information related to amendment(s).
.....
- 9.3

Have any provisions of the code of ethics been waived for any of the specified officers?

Yes [] No [X]
- 9.31

If the response to 9.3 is Yes, provide the nature of any waiver(s).
.....

FINANCIAL

- 10.1

Does the reporting entity report any amounts due from parent, subsidiaries or affiliates on Page 2 of this statement?

Yes [X] No []
- 10.2

If yes, indicate any amounts receivable from parent included in the Page 2 amount:\$.....

30,963

INVESTMENT

- 11.1

Were any of the stocks, bonds, or other assets of the reporting entity loaned, placed under option agreement, or otherwise made available for use by another person? (Exclude securities under securities lending agreements.)

Yes [] No [X]
- 11.2

If yes, give full and complete information relating thereto:
.....
12.

Amount of real estate and mortgages held in other invested assets in Schedule BA:

\$.....

1,582,732,525
13.

Amount of real estate and mortgages held in short-term investments:

\$.....
- 14.1

Does the reporting entity have any investments in parent, subsidiaries and affiliates?

Yes [X] No []
- 14.2

If yes, please complete the following:

	1	2
	Prior Year-End Book/Adjusted Carrying Value	Current Quarter Book/Adjusted Carrying Value
14.21 Bonds	\$.....0	\$.....
14.22 Preferred Stock	\$.....0	\$.....
14.23 Common Stock	\$.....4,828,167,630	\$.....5,167,461,370
14.24 Short-Term Investments	\$.....0	\$.....
14.25 Mortgage Loans on Real Estate	\$.....0	\$.....
14.26 All Other	\$.....2,229,116,157	\$.....2,121,993,916
14.27 Total Investment in Parent, Subsidiaries and Affiliates (Subtotal Lines 14.21 to 14.26)	\$.....7,057,283,787	\$.....7,289,455,286
14.28 Total Investment in Parent included in Lines 14.21 to 14.26 above	\$.....	\$.....

15.1

Has the reporting entity entered into any hedging transactions reported on Schedule DB?

Yes [] No [X]

15.2

If yes, has a comprehensive description of the hedging program been made available to the domiciliary state? Yes [] No [] N/A [X]
If no, attach a description with this statement.
.....

16.

For the reporting entity's security lending program, state the amount of the following as of the current statement date:

16.1

Total fair value of reinvested collateral assets reported on Schedule DL, Parts 1 and 2.

\$.....

105,929,173

16.2

Total book/adjusted carrying value of reinvested collateral assets reported on Schedule DL, Parts 1 and 2

\$.....

105,914,726

16.3

Total payable for securities lending reported on the liability page.

\$.....

106,356,801
- 8.1

STATEMENT AS OF JUNE 30, 2025 OF THE The Western and Southern Life Insurance Company

GENERAL INTERROGATORIES

17. Excluding items in Schedule E - Part 3 - Special Deposits, real estate, mortgage loans and investments held physically in the reporting entity's offices, vaults or safety deposit boxes, were all stocks, bonds and other securities, owned throughout the current year held pursuant to a custodial agreement with a qualified bank or trust company in accordance with Section 1, III - General Examination Considerations, F. Outsourcing of Critical Functions, Custodial or Safekeeping Agreements of the NAIC Financial Condition Examiners Handbook? Yes [X] No []
- 17.1 For all agreements that comply with the requirements of the NAIC Financial Condition Examiners Handbook, complete the following:

1 Name of Custodian(s)	2 Custodian Address
BANK OF NEW YORK MELLON	ONE WALL STREET NY NY 10286
MORGAN STANLEY	1300 THAMES ST BALTIMORE MD 21231
PERSHING ADVISOR SOLUTIONS	1 Pershing Plaza, 4th Floor Jersey City NJ 07399

- 17.2 For all agreements that do not comply with the requirements of the NAIC Financial Condition Examiners Handbook, provide the name, location and a complete explanation:

1 Name(s)	2 Location(s)	3 Complete Explanation(s)

- 17.3 Have there been any changes, including name changes, in the custodian(s) identified in 17.1 during the current quarter? Yes [] No [X]
- 17.4 If yes, give full information relating thereto:

1 Old Custodian	2 New Custodian	3 Date of Change	4 Reason

- 17.5 Investment management – Identify all investment advisors, investment managers, broker/dealers, including individuals that have the authority to make investment decisions on behalf of the reporting entity. This includes both primary and sub-advisors. For assets that are managed internally by employees of the reporting entity, note as such. ["...that have access to the investment accounts"; "...handle securities"]

1 Name of Firm or Individual	2 Affiliation
FT WASHINGTON INVESTMENT ADVISORS	A.....

- 17.5097 For those firms/individuals listed in the table for Question 17.5, do any firms/individuals unaffiliated with the reporting entity (i.e. designated with a "U") manage more than 10% of the reporting entity's invested assets?..... Yes [] No [X]
- 17.5098 For firms/individuals unaffiliated with the reporting entity (i.e. designated with a "U") listed in the table for Question 17.5, does the total assets under management aggregate to more than 50% of the reporting entity's invested assets?..... Yes [] No [X]
- 17.6 For those firms or individuals listed in the table for 17.5 with an affiliation code of "A" (affiliated) or "U" (unaffiliated), provide the information for the table below.

1	2	3	4	5
Central Registration Depository Number	Name of Firm or Individual	Legal Entity Identifier (LEI)	Registered With Securities Exchange Commission	Investment Management Agreement (IMA) Filed
107126	FT WASHINGTON INVESTMENT ADVISORS	KSRXYW3EHSEF8KM62609	DS.....	

- 18.1 Have all the filing requirements of the Purposes and Procedures Manual of the NAIC Investment Analysis Office been followed? Yes [X] No []
- 18.2 If no, list exceptions:
.....

19. By self-designating 5GI securities, the reporting entity is certifying the following elements for each self-designated 5GI security:

a. Documentation necessary to permit a full credit analysis of the security does not exist or an NAIC CRP credit rating for an FE or PL security is not available.

b. Issuer or obligor is current on all contracted interest and principal payments.

c. The insurer has an actual expectation of ultimate payment of all contracted interest and principal.

Has the reporting entity self-designated 5GI securities? Yes [X] No []
20. By self-designating PLGI securities, the reporting entity is certifying the following elements of each self-designated PLGI security:

a. The security was purchased prior to January 1, 2018.

b. The reporting entity is holding capital commensurate with the NAIC Designation reported for the security.

c. The NAIC Designation was derived from the credit rating assigned by an NAIC CRP in its legal capacity as a NRSRO which is shown on a current private letter rating held by the insurer and available for examination by state insurance regulators.

d. The reporting entity is not permitted to share this credit rating of the PL security with the SVO.

Has the reporting entity self-designated PLGI securities? Yes [] No [X]
21. By assigning FE to a Schedule BA non-registered private fund, the reporting entity is certifying the following elements of each self-designated FE fund:

a. The shares were purchased prior to January 1, 2019.

b. The reporting entity is holding capital commensurate with the NAIC Designation reported for the security.

c. The security had a public credit rating(s) with annual surveillance assigned by an NAIC CRP in its legal capacity as an NRSRO prior to January 1, 2019.

d. The fund only or predominantly holds bonds in its portfolio.

e. The current reported NAIC Designation was derived from the public credit rating(s) with annual surveillance assigned by an NAIC CRP in its legal capacity as an NRSRO.

f. The public credit rating(s) with annual surveillance assigned by an NAIC CRP has not lapsed.

Has the reporting entity assigned FE to Schedule BA non-registered private funds that complied with the above criteria? Yes [X] No []
- 8.2

STATEMENT AS OF JUNE 30, 2025 OF THE The Western and Southern Life Insurance Company

GENERAL INTERROGATORIES

PART 2 - LIFE AND ACCIDENT AND HEALTH COMPANIES/FRATERNAL BENEFIT SOCIETIES

Life and Accident Health Companies/Fraternal Benefit Societies:

1.

Report the statement value of mortgage loans at the end of this reporting period for the following categories:

1

Amount

1.1

Long-Term Mortgages In Good Standing

1.11

Farm Mortgages

\$

1.12

Residential Mortgages

\$

1.13

Commercial Mortgages

\$

52,232,866

1.14

Total Mortgages in Good Standing

\$

52,232,866

1.2

Long-Term Mortgages In Good Standing with Restructured Terms

1.21

Total Mortgages in Good Standing with Restructured Terms

\$

1.3

Long-Term Mortgage Loans Upon which Interest is Overdue more than Three Months

1.31

Farm Mortgages

\$

1.32

Residential Mortgages

\$

1.33

Commercial Mortgages

\$

1.34

Total Mortgages with Interest Overdue more than Three Months

\$

0

1.4

Long-Term Mortgage Loans in Process of Foreclosure

1.41

Farm Mortgages

\$

1.42

Residential Mortgages

\$

1.43

Commercial Mortgages

\$

1.44

Total Mortgages in Process of Foreclosure

\$

0

1.5

Total Mortgage Loans (Lines 1.14 + 1.21 + 1.34 + 1.44) (Page 2, Column 3, Lines 3.1 + 3.2)

\$

52,232,866

1.6

Long-Term Mortgages Foreclosed, Properties Transferred to Real Estate in Current Quarter

1.61

Farm Mortgages

\$

1.62

Residential Mortgages

\$

1.63

Commercial Mortgages

\$

1.64

Total Mortgages Foreclosed and Transferred to Real Estate

\$

0

2.

Operating Percentages:

2.1

A&H loss percent

57.700

%

2.2

A&H cost containment percent

3.000

%

2.3

A&H expense percent excluding cost containment expenses

94.900

%

3.1

Do you act as a custodian for health savings accounts?

Yes

[

]

No

[

X

]

3.2

If yes, please provide the amount of custodial funds held as of the reporting date

\$

3.3

Do you act as an administrator for health savings accounts?

Yes

[

]

No

[

X

]

3.4

If yes, please provide the balance of the funds administered as of the reporting date

\$

4.

Is the reporting entity licensed or chartered, registered, qualified, eligible or writing business in at least two states?

Yes

[

X

]

No

[

]

4.1

If no, does the reporting entity assume reinsurance business that covers risks residing in at least one state other than the state of domicile of the reporting entity?

Yes

[

]

No

[

]

Fraternal Benefit Societies Only:

5.1

In all cases where the reporting entity has assumed accident and health risks from another company, provisions should be made in this statement on account of such reinsurances for reserve equal to that which the original company would have been required to establish had it retained the risks. Has this been done?

Yes

[

]

No

[

]

N/A

[

]

5.2

If no, explain:

6.1

Does the reporting entity have outstanding assessments in the form of liens against policy benefits that have increased surplus?

Yes

[

]

No

[

]

6.2

If yes, what is the date(s) of the original lien and the total outstanding balance of liens that remain in surplus?

Date	Outstanding Lien Amount

STATEMENT AS OF JUNE 30, 2025 OF THE The Western and Southern Life Insurance Company

SCHEDULE S - CEDED REINSURANCE

Showing All New Reinsurance Treaties - Current Year to Date

[illegible]

STATEMENT AS OF JUNE 30, 2025 OF THE The Western and Southern Life Insurance Company

SCHEDULE T - PREMIUMS AND ANNUITY CONSIDERATIONS

Current Year To Date - Allocated by States and Territories

States, Etc.			Direct Business Only					
			Life Contracts		4 Accident and Health Insurance Premiums, Including Policy, Membership and Other Fees	5 Other Considerations	6 Total Columns 2 Through 5	7 Deposit-Type Contracts
			2 Life Insurance Premiums	3 Annuity Considerations				
1.	2.	3.	4.	5.	6.	7.	8.	9.
Alabama	AL	L	107,712	0	9,541	0	117,253	0
Alaska	AK	N	38,110	0	1,230	0	39,340	0
Arizona	AZ	L	336,441	0	24,464	0	360,905	0
Arkansas	AR	L	55,486	0	5,965	0	61,451	0
California	CA	L	4,855,965	116	302,541	0	5,158,622	0
Colorado	CO	L	131,759	0	11,738	0	143,497	0
Connecticut	CT	L	10,878	0	512	0	11,390	0
Delaware	DE	L	32,797	0	2,067	0	34,864	0
District of Columbia	DC	L	86,254	0	5,977	0	92,231	0
Florida	FL	L	3,111,235	0	582,768	0	3,694,003	0
Georgia	GA	L	652,624	0	40,328	0	692,952	0
Hawaii	HI	L	10,064	0	548	0	10,612	0
Idaho	ID	L	31,581	0	347	0	31,928	0
Illinois	IL	L	10,397,868	0	649,556	0	11,047,424	0
Indiana	IN	L	5,885,978	0	1,170,090	0	7,056,068	0
Iowa	IA	L	79,409	0	3,284	0	82,693	0
Kansas	KS	L	274,885	0	67,862	0	342,747	0
Kentucky	KY	L	2,421,156	0	542,528	0	2,963,684	0
Louisiana	LA	L	3,032,434	0	103,213	0	3,135,647	0
Maine	ME	N	3,274	0	1,463	0	4,737	0
Maryland	MD	L	1,093,400	0	51,347	0	1,144,747	0
Massachusetts	MA	N	13,834	0	2,816	0	16,650	0
Michigan	MI	L	2,450,825	1,200	272,462	0	2,724,487	0
Minnesota	MN	L	1,083,187	0	27,153	0	1,110,340	0
Mississippi	MS	L	72,428	0	4,620	0	77,048	0
Missouri	MO	L	1,379,227	0	183,281	0	1,562,508	0
Montana	MT	L	7,694	0	1,049	0	8,743	0
Nebraska	NE	L	8,869	0	633	0	9,502	0
Nevada	NV	L	199,470	0	17,469	0	216,939	0
New Hampshire	NH	L	5,888	0	351	0	6,239	0
New Jersey	NJ	L	100,524	0	6,086	0	106,610	0
New Mexico	NM	L	20,374	0	1,336	0	21,710	0
New York	NY	N	67,308	0	11,751	0	79,059	0
North Carolina	NC	L	6,654,071	0	1,526,638	0	8,180,709	0
North Dakota	ND	L	15,140	0	168	0	15,308	0
Ohio	OH	L	19,360,258	778	3,075,507	0	22,436,543	0
Oklahoma	OK	L	105,358	0	7,422	0	112,780	0
Oregon	OR	L	73,085	0	1,260	0	74,345	0
Pennsylvania	PA	L	4,007,867	0	515,145	0	4,523,012	0
Rhode Island	RI	L	2,946	0	63	0	3,009	0
South Carolina	SC	L	744,394	0	125,499	0	869,893	0
South Dakota	SD	L	3,853	0	1,136	0	4,989	0
Tennessee	TN	L	579,065	0	201,088	0	780,153	0
Texas	TX	L	2,443,245	0	313,761	0	2,757,006	0
Utah	UT	L	23,748	0	459	0	24,207	0
Vermont	VT	L	1,653	0	122	0	1,775	0
Virginia	VA	L	303,174	0	42,248	0	345,422	0
Washington	WA	L	124,378	0	9,875	0	134,253	0
West Virginia	WV	L	1,315,557	0	407,377	0	1,722,934	0
Wisconsin	WI	L	771,466	0	19,313	0	790,779	0
Wyoming	WY	L	5,289	0	117	0	5,406	0
American Samoa	AS	N	0	0	0	0	0	0
Guam	GU	N	0	0	0	0	0	0
Puerto Rico	PR	N	2,446	0	445	0	2,891	0
U.S. Virgin Islands	VI	N	430	0	0	0	430	0
Northern Mariana Islands	MP	N	0	0	0	0	0	0
Canada	CAN	N	126	0	0	0	126	0
Aggregate Other Aliens	OT	XXX	22,293	0	610	0	22,903	0
Subtotal	XXX		74,618,780	2,094	10,354,629	0	84,975,503	0
Reporting entity contributions for employee benefits plans	XXX		1,844,010	0	0	0	1,844,010	0
Dividends or refunds applied to purchase paid-up additions and annuities	XXX		11,120,987	14	0	0	11,121,001	0
Dividends or refunds applied to shorten endowment or premium paying period	XXX		0	0	0	0	0	0
Premium or annuity considerations waived under disability or other contract provisions	XXX		939,753	0	0	0	939,753	0
Aggregate or other amounts not allocable by State	XXX		0	0	0	0	0	0
Totals (Direct Business)	XXX		88,523,530	2,108	10,354,629	0	98,880,267	0
Plus Reinsurance Assumed	XXX		391,107	0	0	0	391,107	0
Totals (All Business)	XXX		88,914,637	2,108	10,354,629	0	99,271,374	0
Less Reinsurance Ceded	XXX		1,264,119	0	1,930,538	0	3,194,657	0
Totals (All Business) less Reinsurance Ceded	XXX		87,650,518	2,108	8,424,091	0	96,076,717	0
DETAILS OF WRITE-INS								
58001. MEX Mexico	XXX		1,560	0	0	0	1,560	0
58002. ZZZ Other Alien	XXX		20,733	0	610	0	21,343	0
58003.	XXX							
58998. Summary of remaining write-ins for Line 58 from overflow page	XXX		0	0	0	0	0	0
58999. Totals (Lines 58001 through 58003 plus 58998)(Line 58 above)	XXX		22,293	0	610	0	22,903	0
9401.	XXX							
9402.	XXX							
9403.	XXX							
9498. Summary of remaining write-ins for Line 94 from overflow page	XXX		0	0	0	0	0	0
9499. Totals (Lines 9401 through 9403 plus 9498)(Line 94 above)	XXX		0	0	0	0	0	0

(a) Active Status Counts:

1. L - Licensed or Chartered - Licensed insurance carrier or domiciled RRG.....	47	4. Q - Qualified - Qualified or accredited reinsurer.....	0
2. R - Registered - Non-domiciled RRGs.....	0	5. N - None of the above - Not allowed to write business in the state.....	10
3. E - Eligible - Reporting entities eligible or approved to write surplus lines in the state.....	0		

SCHEDULE Y – INFORMATION CONCERNING ACTIVITIES OF INSURER MEMBERS OF A HOLDING COMPANY GROUP
PART 1 – ORGANIZATIONAL CHART

	<u>NAIC#</u>	<u>TIN#</u>
PARENT - WESTERN & SOUTHERN MUTUAL HOLDING COMPANY, OH (NON-INSURER)		31-1732405
SUBSIDIARY - WESTERN & SOUTHERN FINANCIAL GROUP, INC., OH (NON-INSURER)		31-1732404
SUBSIDIARY - WESTAD LEASING LLC, OH (NON-INSURER)		84-3195821
SUBSIDIARY - W&S VENTURES, LLC, OH (NON-INSURER)		99-0849352
SUBSIDIARY - W&S ADVISORY SERVICES, LLC, OH (NON-INSURER)		33-2028589
SUBSIDIARY - THE LAFAYETTE LIFE INSURANCE COMPANY, OH (INSURER)	65242	35-0457540
SUBSIDIARY - LLIA, INC., OH (NON-INSURER)		35-2123483
SUBSIDIARY - THE WESTERN AND SOUTHERN LIFE INSURANCE COMPANY, OH (INSURER)	70483	31-0487145
SUBSIDIARY - WESTERN-SOUTHERN LIFE ASSURANCE COMPANY, OH (INSURER)	92622	31-1000236
SUBSIDIARY - IFS FINANCIAL SERVICES, INC., OH (NON-INSURER)		31-1328371
SUBSIDIARY - TOUCHSTONE ADVISORS, INC., OH (NON-INSURER)		31-1394672
SUBSIDIARY - TOUCHSTONE SECURITIES, INC., NE (NON-INSURER)		47-6046379
SUBSIDIARY - W&S BROKERAGE SERVICES, INC., OH (NON-INSURER)		31-0846576
SUBSIDIARY - W&S FINANCIAL GROUP DISTRIBUTORS, INC., OH (NON-INSURER)		31-1334221
SUBSIDIARY - COLUMBUS LIFE INSURANCE COMPANY, OH (INSURER)	99937	31-1191427
SUBSIDIARY - INTEGRITY LIFE INSURANCE COMPANY, OH (INSURER)	74780	86-0214103
SUBSIDIARY - NATIONAL INTEGRITY LIFE INSURANCE COMPANY, NY (INSURER)	75264	16-0958252
SUBSIDIARY - GERBER LIFE INSURANCE COMPANY, NY (INSURER)	70939	13-2611847
SUBSIDIARY - GERBER LIFE AGENCY, LLC, OH (NON-INSURER)		43-2081325

1) All entities are 100% owned by parent unless stated differently.

SUBSIDIARY - THE WESTERN AND SOUTHERN LIFE INSURANCE COMPANY (CONTINUED)		
SUBSIDIARY - EAGLE REALTY GROUP, LLC, OH (NON-INSURER)		31-1779165
SUBSIDIARY - EAGLE REALTY CAPITAL PARTNERS, LLC, OH (NON-INSURER)		81-1290497
SUBSIDIARY - EAGLE REALTY INVESTMENTS, INC., OH (NON-INSURER)		31-1779151
SUBSIDIARY - FORT WASHINGTON INVESTMENT ADVISORS, INC., OH (NON-INSURER)		31-1301863
SUBSIDIARY - FABRIC TECHNOLOGIES, INC., NY (NON-INSURER)		47-5482199
SUBSIDIARY - W&S REAL ESTATE HOLDINGS, LLC, OH (NON-INSURER)		06-1804432
SUBSIDIARY - WESTERN & SOUTHERN AGENCY, INC., OH (NON-INSURER)		31-1413821
SUBSIDIARY - QUEEN CITY SQUARE, LLC, OH (NON-INSURER) (99.75%)		34-1998937

12.1

1) All entities are 100% owned by parent unless stated differently.

STATEMENT AS OF JUNE 30, 2025 OF THE The Western and Southern Life Insurance Company

SCHEDULE Y
PART 1A - DETAILS OF INSURANCE HOLDING COMPANY SYSTEM

1	2	3	4	5	6	7	8	9	10	11	12	13	14	15	16
Group Code	Group Name	NAIC Company Code	ID Number	Federal RSSD	CIK	Name of Securities Exchange if Publicly Traded (U.S. or International)	Names of Parent, Subsidiaries Or Affiliates	Domi-ciliary Location	Relation-ship to Reporting Entity	Directly Controlled by (Name of Entity/Person)	Type of Control (Ownership, Board, Management, Attorney-in-Fact, Influence, Other)	If Control is Ownership Provide Per-centage	Ultimate Controlling Entity(ies)/Person(s)	Is an SCA Filing Re-quired? (Yes/No)	*
.0836	Western-Southern Group	00000	88-3067073				1020 Winter Springs JV, LLC	FL	NIA	W&S Real Estate Holdings, LLC	Ownership	.67.000	Western & Southern Mutual Holding Co	NO	
.0836	Western-Southern Group	00000	88-3192792				2378 Park Holdings, LLC	OH	NIA	W&S Real Estate Holdings, LLC	Ownership	.94.000	Western & Southern Mutual Holding Co	NO	
.0836	Western-Southern Group	00000	81-3013986				309 Holdings, LLC	OH	NIA	W&S Real Estate Holdings, LLC	Ownership	.48.000	Western & Southern Mutual Holding Co	NO	
.0836	Western-Southern Group	00000	27-1594103				506 Phelps Holdings, LLC	OH	NIA	W&S Real Estate Holdings, LLC	Ownership	.98.000	Western & Southern Mutual Holding Co	NO	
							The Western and Southern Life Insurance Co								
.0836	Western-Southern Group	00000	88-1614351				Al Neyer Industrial Fund II-Q LLC	OH	NIA		Ownership	.11.920	Western & Southern Mutual Holding Co	NO	
.0836	Western-Southern Group	00000	86-1791268				Alta 287 Venture LLC	TX	NIA	W&S Real Estate Holdings, LLC	Ownership	.98.000	Western & Southern Mutual Holding Co	NO	
.0836	Western-Southern Group	00000	87-4797036				Azalea Apartment Venture, LLC	NC	NIA	W&S Real Estate Holdings, LLC	Ownership	.47.000	Western & Southern Mutual Holding Co	NO	
.0836	Western-Southern Group	00000	39-2977795				Beach CR Investor Holdings, LLC	MN	NIA	W&S Real Estate Holdings, LLC	Ownership	.70.000	Western & Southern Mutual Holding Co	NO	
.0836	Western-Southern Group	00000	87-4690994				BGA Capital, LLC	IL	NIA	W&S Real Estate Holdings, LLC	Ownership	.47.000	Western & Southern Mutual Holding Co	NO	
.0836	Western-Southern Group	00000	88-1583182				Broomfield SH Holding, LLC	CO	NIA	W&S Real Estate Holdings, LLC	Ownership	.47.000	Western & Southern Mutual Holding Co	NO	
.0836	Western-Southern Group	00000	20-2535751				Buckeye Ventures Partners, LLC	OH	NIA	Fort Washington Investment Advisors, Inc.	Ownership	.10.000	Western & Southern Mutual Holding Co	NO	
.0836	Western-Southern Group	00000	26-3479803				BVP NEO, LLC	OH	NIA	Fort Washington Investment Advisors, Inc.	Ownership	.0.990	Western & Southern Mutual Holding Co	NO	
.0836	Western-Southern Group	00000	88-3946170				Candler Road Stockbridge Venture, LLC	GA	NIA	W&S Real Estate Holdings, LLC	Ownership	.47.000	Western & Southern Mutual Holding Co	NO	
.0836	Western-Southern Group	00000	20-8819502				Carmel Holdings, LLC	IN	NIA	W&S Real Estate Holdings, LLC	Ownership	.100.000	Western & Southern Mutual Holding Co	NO	
.0836	Western-Southern Group	00000	31-1449186				Carthage Senior Housing Ltd	OH	NIA	W&S Real Estate Holdings, LLC	Ownership	.98.000	Western & Southern Mutual Holding Co	NO	
.0836	Western-Southern Group	00000	82-4579654				Cedar Park Senior Inv. Holdings, LLC	TX	NIA	W&S Real Estate Holdings, LLC	Ownership	.100.000	Western & Southern Mutual Holding Co	NO	
							The Western and Southern Life Insurance Co								
.0836	Western-Southern Group	00000	85-3863649				Chestnut Healthcare Partners II, L.P.	TN	NIA		Ownership	.42.300	Western & Southern Mutual Holding Co	NO	
							The Western and Southern Life Insurance Co								
.0836	Western-Southern Group	00000	81-2810787				Chestnut Heathcare Partners, LP	TN	NIA		Ownership	.21.360	Western & Southern Mutual Holding Co	NO	
.0836	Western-Southern Group	00000	83-3238622				Cincinnati CBD Holdings, LLC	OH	NIA	W&S Real Estate Holdings, LLC	Ownership	.100.000	Western & Southern Mutual Holding Co	NO	
.0836	Western-Southern Group	00000	99-4425720				Citistide JV, LLC	NC	NIA	W&S Real Estate Holdings, LLC	Ownership	.67.000	Western & Southern Mutual Holding Co	NO	
.0836	Western-Southern Group	00000	39-2947284				Coconut Point Investor Holdings, LLC	FL	NIA	W&S Real Estate Holdings, LLC	Ownership	.52.000	Western & Southern Mutual Holding Co	NO	
							The Western and Southern Life Insurance Co								
.0836	Western-Southern Group	99937	31-1191427				Columbus Life Insurance Co	OH	DS		Ownership	.100.000	Western & Southern Mutual Holding Co	NO	
.0836	Western-Southern Group	00000	87-4569007				Concord HB K Clayton Holdings, LLC	MO	NIA	W&S Real Estate Holdings, LLC	Ownership	.47.000	Western & Southern Mutual Holding Co	NO	
.0836	Western-Southern Group	00000	85-1998953				Courtland Apartments, LLC	GA	NIA	W&S Real Estate Holdings, LLC	Ownership	.98.000	Western & Southern Mutual Holding Co	NO	
.0836	Western-Southern Group	00000	45-2524597				Cranberry NP Hotel Company LLC	PA	NIA	W&S Real Estate Holdings, LLC	Ownership	.72.520	Western & Southern Mutual Holding Co	NO	
.0836	Western-Southern Group	00000	99-2058376				Crescent Park Venture, LLC	OH	NIA	W&S Real Estate Holdings, LLC	Ownership	.47.000	Western & Southern Mutual Holding Co	NO	
.0836	Western-Southern Group	00000	88-3066875				Delaney Land Partners, LLC	FL	NIA	W&S Real Estate Holdings, LLC	Ownership	.67.000	Western & Southern Mutual Holding Co	NO	
.0836	Western-Southern Group	00000	81-1290497				Eagle Realty Capital Partners, LLC	OH	DS	Eagle Realty Group, LLC	Ownership	.100.000	Western & Southern Mutual Holding Co	NO	
							The Western and Southern Life Insurance Co								
.0836	Western-Southern Group	00000	31-1779165				Eagle Realty Group, LLC	OH	DS		Ownership	.100.000	Western & Southern Mutual Holding Co	NO	
.0836	Western-Southern Group	00000	31-1779151				Eagle Realty Investments, Inc	OH	DS	Eagle Realty Group, LLC	Ownership	.100.000	Western & Southern Mutual Holding Co	NO	
.0836	Western-Southern Group	00000	99-4717824				Eastside Heights Residences Holdings, LLC	TN	NIA	W&S Real Estate Holdings, LLC	Ownership	.72.000	Western & Southern Mutual Holding Co	NO	
.0836	Western-Southern Group	00000	46-1383159				Emerging Markets LLC	OH	NIA	Integrity Life Insurance Co	Ownership	.33.540	Western & Southern Mutual Holding Co	NO	
.0836	Western-Southern Group	00000	46-1383159				Emerging Markets LLC	OH	NIA	National Integrity Life Insurance Co	Ownership	.16.980	Western & Southern Mutual Holding Co	NO	
.0836	Western-Southern Group	00000	46-1383159				Emerging Markets LLC	OH	NIA	The Lafayette Life Insurance Co	Ownership	.26.370	Western & Southern Mutual Holding Co	NO	
.0836	Western-Southern Group	00000	46-1383159				Emerging Markets LLC	OH	NIA	Western-Southern Life Assurance Co	Ownership	.23.110	Western & Southern Mutual Holding Co	NO	
.0836	Western-Southern Group	00000	92-3599326				ERG-CP FM Portfolio JV, LLC	FL	NIA	W&S Real Estate Holdings, LLC	Ownership	.41.000	Western & Southern Mutual Holding Co	NO	
.0836	Western-Southern Group	00000	82-0486096				ERG-CP MN 6-Pack JV, LLC	MN	NIA	W&S Real Estate Holdings, LLC	Ownership	.41.000	Western & Southern Mutual Holding Co	NO	
.0836	Western-Southern Group	00000	93-3728576				ERG-CP MN7 Last Mile JV, LLC	MN	NIA	W&S Real Estate Holdings, LLC	Ownership	.67.000	Western & Southern Mutual Holding Co	NO	
.0836	Western-Southern Group	00000	86-3736212				Etowah Joint Venture Partners, LLC	GA	NIA	W&S Real Estate Holdings, LLC	Ownership	.47.000	Western & Southern Mutual Holding Co	NO	
							The Western and Southern Life Insurance Co								
.0836	Western-Southern Group	00000	47-5482199				Fabric Technologies, Inc.	NY	DS		Ownership	.100.000	Western & Southern Mutual Holding Co	NO	
.0836	Western-Southern Group	00000	82-3668056				Flats Springhurst Inv Holdings, LLC	KY	NIA	W&S Real Estate Holdings, LLC	Ownership	.100.000	Western & Southern Mutual Holding Co	NO	
.0836	Western-Southern Group	00000	88-0815943				Forest Parkway Atlanta Venture, LLC	GA	NIA	W&S Real Estate Holdings, LLC	Ownership	.47.000	Western & Southern Mutual Holding Co	NO	

SCHEDULE Y
PART 1A - DETAILS OF INSURANCE HOLDING COMPANY SYSTEM

1	2	3	4	5	6	7	8	9	10	11	12 Type of Control (Ownership, Board, Management, Attorney-in-Fact, Influence, Other)	13 If Control is Owner- ship Provide Percen- tage	14 Ultimate Controlling Entity(ies)/Person(s)	15 Is an SCA Filing Re- quired? (Yes/No)	16 *
Group Code	Group Name	NAIC Company Code	ID Number	Federal RSSD	CIK	Name of Securities Exchange if Publicly Traded (U.S. or International)	Names of Parent, Subsidiaries Or Affiliates	Domi- ciliary Loca- tion	Rela- tion- ship to Reporting Entity	Directly Controlled by (Name of Entity/Person)					
. 0836 ...	Western-Southern Group 00000	52-2206044	Fort Washington Capital Partners, LLC OH.....NIA.....	Fort Washington Investment Advisors, Inc. The Western and Southern Life Insurance Co	Ownership.....	100.000 ...	Western & Southern Mutual Holding Co NO.....
. 0836 ...	Western-Southern Group 00000	45-0571051	Fort Washington Core Plus Fixed Income (ERISA), LLC OH.....NIA.....	The Western and Southern Life Insurance Co	Ownership.....	..65.420 ...	Western & Southern Mutual Holding Co NO.....
. 0836 ...	Western-Southern Group 00000	45-0571051	Fort Washington Core Plus Fixed Income LLC OH.....NIA.....	Ownership.....	..18.320 ...	Western & Southern Mutual Holding Co NO.....
. 0836 ...	Western-Southern Group 00000	45-0571051	Fort Washington Core Plus Fixed Income LLC .	.. OH.....NIA.....	Integrity Life Insurance Co	Ownership.....	..7.510 ...	Western & Southern Mutual Holding Co NO.....
. 0836 ...	Western-Southern Group 00000	31-1702203	Fort Washington High Yield Investors LLC OH.....NIA.....	Columbus Life Insurance Co	Ownership.....	..30.380 ...	Western & Southern Mutual Holding Co NO.....
. 0836 ...	Western-Southern Group 00000	31-1702203	Fort Washington High Yield Investors LLC OH.....NIA.....	Integrity Life Insurance Co	Ownership.....	..6.490 ...	Western & Southern Mutual Holding Co NO.....
. 0836 ...	Western-Southern Group 00000	31-1702203	Fort Washington High Yield Investors LLC OH.....NIA.....	National Integrity Life Insurance Co	Ownership.....	..6.490 ...	Western & Southern Mutual Holding Co NO.....
. 0836 ...	Western-Southern Group 00000	31-1702203	Fort Washington High Yield Investors LLC OH.....NIA.....	Western-Southern Life Assurance Co	Ownership.....	..43.900 ...	Western & Southern Mutual Holding Co NO.....
. 0836 ...	Western-Southern Group 00000	31-1301863	Fort Washington Investment Advisors, Inc. OH.....DS.....	The Western and Southern Life Insurance Co	Ownership.....	100.000 ...	Western & Southern Mutual Holding Co NO.....
. 0836 ...	Western-Southern Group 00000	31-1727947	Fort Washington Private Equity Investors III, L.P. OH.....NIA.....	Fort Washington Capital Partners, LLC	Ownership.....	..0.500 ...	Western & Southern Mutual Holding Co NO.....
. 0836 ...	Western-Southern Group 00000	31-1727947	Fort Washington Private Equity Investors III, L.P. OH.....NIA.....	The Western and Southern Life Insurance Co	Ownership.....	..99.500 ...	Western & Southern Mutual Holding Co NO.....
. 0836 ...	Western-Southern Group 00000	16-1648796	Fort Washington Private Equity Investors IV, L.P. OH.....NIA.....	Fort Washington Capital Partners, LLC	Ownership.....	..0.500 ...	Western & Southern Mutual Holding Co NO.....
. 0836 ...	Western-Southern Group 00000	16-1648796	Fort Washington Private Equity Investors IV, L.P. OH.....NIA.....	The Western and Southern Life Insurance Co	Ownership.....	..38.320 ...	Western & Southern Mutual Holding Co NO.....
. 0836 ...	Western-Southern Group 00000	81-1710716	Fort Washington Private Equity Investors IX, L.P. OH.....NIA.....	FIWPEI IX GP, LLC	Ownership.....	..0.500 ...	Western & Southern Mutual Holding Co NO.....
. 0836 ...	Western-Southern Group 00000	81-1710716	Fort Washington Private Equity Investors IX, L.P. OH.....NIA.....	The Western and Southern Life Insurance Co	Ownership.....	..9.180 ...	Western & Southern Mutual Holding Co NO.....
. 0836 ...	Western-Southern Group 00000	81-1722824	Fort Washington Private Equity Investors IX-B, L.P. OH.....NIA.....	FIWPEI IX GP, LLC	Ownership.....	..0.500 ...	Western & Southern Mutual Holding Co NO.....
. 0836 ...	Western-Southern Group 00000	81-1722824	Fort Washington Private Equity Investors IX-B, L.P. OH.....NIA.....	The Western and Southern Life Insurance Co	Ownership.....	..99.500 ...	Western & Southern Mutual Holding Co NO.....
. 0836 ...	Western-Southern Group 00000	81-1997777	Fort Washington Private Equity Investors IX-K, L.P. OH.....NIA.....	FIWPEI IX GP, LLC	Ownership.....	..0.500 ...	Western & Southern Mutual Holding Co NO.....
. 0836 ...	Western-Southern Group 00000	20-4568842	Fort Washington Private Equity Investors V, L.P. OH.....NIA.....	FIWPEI V GP, LLC	Ownership.....	..0.500 ...	Western & Southern Mutual Holding Co NO.....
. 0836 ...	Western-Southern Group 00000	20-4568842	Fort Washington Private Equity Investors V, L.P. OH.....NIA.....	The Western and Southern Life Insurance Co	Ownership.....	..45.790 ...	Western & Southern Mutual Holding Co NO.....
. 0836 ...	Western-Southern Group 00000	20-5398098	Fort Washington Private Equity Investors V-B, L.P. OH.....NIA.....	Fort Washington Private Equity Investors V, L.P.	Ownership.....	..91.230 ...	Western & Southern Mutual Holding Co NO.....
. 0836 ...	Western-Southern Group 00000	20-5398098	Fort Washington Private Equity Investors V-B, L.P. OH.....NIA.....	FIWPEI V GP, LLC	Ownership.....	..0.520 ...	Western & Southern Mutual Holding Co NO.....
. 0836 ...	Western-Southern Group 00000	26-1073680	Fort Washington Private Equity Investors VI, L.P. OH.....NIA.....	FIWPEI VI GP, LLC	Ownership.....	..0.510 ...	Western & Southern Mutual Holding Co NO.....
. 0836 ...	Western-Southern Group 00000	26-1073680	Fort Washington Private Equity Investors VI, L.P. OH.....NIA.....	The Western and Southern Life Insurance Co	Ownership.....	..36.110 ...	Western & Southern Mutual Holding Co NO.....
. 0836 ...	Western-Southern Group 00000	27-1321348	Fort Washington Private Equity Investors VII, L.P. OH.....NIA.....	FIWPEI VII GP, LLC	Ownership.....	..0.500 ...	Western & Southern Mutual Holding Co NO.....
. 0836 ...	Western-Southern Group 00000	27-1321348	Fort Washington Private Equity Investors VII, L.P. OH.....NIA.....	The Western and Southern Life Insurance Co	Ownership.....	..30.990 ...	Western & Southern Mutual Holding Co NO.....
. 0836 ...	Western-Southern Group 00000	35-2485044	Fort Washington Private Equity Investors VIII, L.P. OH.....NIA.....	FIWPEI VIII GP, LLC	Ownership.....	..0.500 ...	Western & Southern Mutual Holding Co NO.....
. 0836 ...	Western-Southern Group 00000	35-2485044	Fort Washington Private Equity Investors VIII, L.P. OH.....NIA.....	The Western and Southern Life Insurance Co	Ownership.....	..26.260 ...	Western & Southern Mutual Holding Co NO.....

SCHEDULE Y
PART 1A - DETAILS OF INSURANCE HOLDING COMPANY SYSTEM

1	2	3	4	5	6	7	8	9	10	11	12 Type of Control (Ownership, Board, Management, Attorney-in-Fact, Influence, Other)	13 If Control is Owner- ship Provide Percen- tage	14 Ultimate Controlling Entity(ies)/Person(s)	15 Is an SCA Filing Re- quired? (Yes/No)	16 *
Group Code	Group Name	NAIC Company Code	ID Number	Federal RSSD	CIK	Name of Securities Exchange if Publicly Traded (U.S. or International)	Names of Parent, Subsidiaries Or Affiliates	Domi- ciliary Loca- tion	Rela- tion- ship to Reporting Entity	Directly Controlled by (Name of Entity/Person)					
. 0836 ...	Western-Southern Group 00000	32-0418436	Fort Washington Private Equity Investors VIII-B, L.P. OH.....	NIA.....	FIWPEI VIII GP, LLC	Ownership.....	.. 0.500	Western & Southern Mutual Holding Co NO.....
. 0836 ...	Western-Southern Group 00000	32-0418436	Fort Washington Private Equity Investors VIII-B, L.P. OH.....	NIA.....	The Western and Southern Life Insurance Co	Ownership.....	..99.500	Western & Southern Mutual Holding Co NO.....
. 0836 ...	Western-Southern Group 00000	20-5398156	Fort Washington Private Equity Investors V- VC, L.P. OH.....	NIA.....	Fort Washington Private Equity Investors V, L.P.	Ownership.....	..89.590	Western & Southern Mutual Holding Co NO.....
. 0836 ...	Western-Southern Group 00000	20-5398156	Fort Washington Private Equity Investors V- VC, L.P. OH.....	NIA.....	FIWPEI V GP, LLC	Ownership.....	.. 0.500	Western & Southern Mutual Holding Co NO.....
. 0836 ...	Western-Southern Group 00000	83-1005851	Fort Washington Private Equity Investors X, L.P. OH.....	NIA.....	FIWPEI X GP, LLC	Ownership.....	.. 0.500	Western & Southern Mutual Holding Co NO.....
. 0836 ...	Western-Southern Group 00000	83-1005851	Fort Washington Private Equity Investors X, L.P. OH.....	NIA.....	The Western and Southern Life Insurance Co	Ownership.....	.. 9.080	Western & Southern Mutual Holding Co NO.....
. 0836 ...	Western-Southern Group 00000	83-1023433	Fort Washington Private Equity Investors X-B, L.P. OH.....	NIA.....	FIWPEI X GP, LLC	Ownership.....	.. 0.500	Western & Southern Mutual Holding Co NO.....
. 0836 ...	Western-Southern Group 00000	83-1023433	Fort Washington Private Equity Investors X-B, L.P. OH.....	NIA.....	The Western and Southern Life Insurance Co	Ownership.....	..99.500	Western & Southern Mutual Holding Co NO.....
. 0836 ...	Western-Southern Group 00000	87-3859143	Fort Washington Private Equity Investors XI, L.P. OH.....	NIA.....	FIWPEI XI GP, LLC	Ownership.....	.. 0.500	Western & Southern Mutual Holding Co NO.....
. 0836 ...	Western-Southern Group 00000	87-3859143	Fort Washington Private Equity Investors XI, L.P. OH.....	NIA.....	The Western and Southern Life Insurance Co	Ownership.....	..16.350	Western & Southern Mutual Holding Co NO.....
. 0836 ...	Western-Southern Group 00000	87-3816231	Fort Washington Private Equity Investors XI-B, L.P. OH.....	NIA.....	The Western and Southern Life Insurance Co	Ownership.....	..99.500	Western & Southern Mutual Holding Co NO.....
. 0836 ...	Western-Southern Group 00000	87-3816231	Fort Washington Private Equity Investors XI-B, L.P. OH.....	NIA.....	FIWPEI XI GP, LLC	Ownership.....	.. 0.500	Western & Southern Mutual Holding Co NO.....
. 0836 ...	Western-Southern Group 00000	87-3859775	Fort Washington Private Equity Investors XI- K, L.P. OH.....	NIA.....	FIWPEI XI GP, LLC	Ownership.....	.. 0.500	Western & Southern Mutual Holding Co NO.....
. 0836 ...	Western-Southern Group 00000	83-1036934	Fort Washington Private Equity Small Market Investors X-S, L.P. OH.....	NIA.....	FIWPEI X GP, LLC	Ownership.....	.. 0.500	Western & Southern Mutual Holding Co NO.....
. 0836 ...	Western-Southern Group 00000	26-3806629	Fort Washington Private Equity Opportunities Fund II, L.P. OH.....	NIA.....	Fort Washington Private Equity Investors V, L.P.	Ownership.....	.. 6.700	Western & Southern Mutual Holding Co NO.....
. 0836 ...	Western-Southern Group 00000	26-3806629	Fort Washington Private Equity Opportunities Fund II, L.P. OH.....	NIA.....	Fort Washington Private Equity Investors VI, L.P.	Ownership.....	.. 9.840	Western & Southern Mutual Holding Co NO.....
. 0836 ...	Western-Southern Group 00000	26-3806629	Fort Washington Private Equity Opportunities Fund II, L.P. OH.....	NIA.....	Fort Washington Private Equity Investors VII, L.P.	Ownership.....	.. 5.410	Western & Southern Mutual Holding Co NO.....
. 0836 ...	Western-Southern Group 00000	26-3806629	Fort Washington Private Equity Opportunities Fund II, L.P. OH.....	NIA.....	FIWPEO II GP, LLC	Ownership.....	.. 0.500	Western & Southern Mutual Holding Co NO.....
. 0836 ...	Western-Southern Group 00000	26-3806629	Fort Washington Private Equity Opportunities Fund II, L.P. OH.....	NIA.....	The Western and Southern Life Insurance Co	Ownership.....	..15.170	Western & Southern Mutual Holding Co NO.....
. 0836 ...	Western-Southern Group 00000	90-0989164	Fort Washington Private Equity Opportunities Fund III, L.P. OH.....	NIA.....	Fort Washington Private Equity Investors VII, L.P.	Ownership.....	.. 3.750	Western & Southern Mutual Holding Co NO.....
. 0836 ...	Western-Southern Group 00000	90-0989164	Fort Washington Private Equity Opportunities Fund III, L.P. OH.....	NIA.....	Fort Washington Private Equity Investors VIII, L.P.	Ownership.....	.. 3.180	Western & Southern Mutual Holding Co NO.....
. 0836 ...	Western-Southern Group 00000	90-0989164	Fort Washington Private Equity Opportunities Fund III, L.P. OH.....	NIA.....	FIWPEO III GP, LLC	Ownership.....	.. 0.500	Western & Southern Mutual Holding Co NO.....
. 0836 ...	Western-Southern Group 00000	90-0989164	Fort Washington Private Equity Opportunities Fund III, L.P. OH.....	NIA.....	The Western and Southern Life Insurance Co	Ownership.....	.. 6.390	Western & Southern Mutual Holding Co NO.....
. 0836 ...	Western-Southern Group 00000	37-1736757	Fort Washington Private Equity Opportunities Fund III-B, L.P. OH.....	NIA.....	FIWPEO III GP, LLC	Ownership.....	.. 0.500	Western & Southern Mutual Holding Co NO.....
. 0836 ...	Western-Southern Group 00000	37-1736757	Fort Washington Private Equity Opportunities Fund III-B, L.P. OH.....	NIA.....	The Western and Southern Life Insurance Co	Ownership.....	..99.500	Western & Southern Mutual Holding Co NO.....
. 0836 ...	Western-Southern Group 00000	85-1483379	Fort Washington Private Equity Opportunities Fund IV, L.P. OH.....	NIA.....	FIWPEO IV GP, LLC	Ownership.....	.. 0.500	Western & Southern Mutual Holding Co NO.....

STATEMENT AS OF JUNE 30, 2025 OF THE The Western and Southern Life Insurance Company

SCHEDULE Y
PART 1A - DETAILS OF INSURANCE HOLDING COMPANY SYSTEM

1	2	3	4	5	6	7	8	9	10	11	12	13	14	15	16
Group Code	Group Name	NAIC Company Code	ID Number	Federal RSSD	CIK	Name of Securities Exchange if Publicly Traded (U.S. or International)	Names of Parent, Subsidiaries Or Affiliates	Domi-ciliary Location	Relation-ship to Reporting Entity	Directly Controlled by (Name of Entity/Person)	Type of Control (Ownership, Board, Management, Attorney-in-Fact, Influence, Other)	If Control is Ownership Provide Percen-tage	Ultimate Controlling Entity(ies)/Person(s)	Is an SCA Filing Re-quired? (Yes/No)	*
. 0836 ...	Western-Southern Group 00000	85-1483379	Fort Washington Private Equity Opportunities Fund IV, L.P. OH..... NIA.....	The Western and Southern Life Insurance Co	Ownership.....	.. 4.580	Western & Southern Mutual Holding Co NO.....
. 0836 ...	Western-Southern Group 00000	85-1503656	Fort Washington Private Equity Opportunities Fund IV-B, L.P. OH..... NIA.....	FWPEO IV GP, LLC	Ownership.....	.. 0.500	Western & Southern Mutual Holding Co NO.....
. 0836 ...	Western-Southern Group 00000	85-1503656	Fort Washington Private Equity Opportunities Fund IV-B, L.P. OH..... NIA.....	The Western and Southern Life Insurance Co	Ownership.....	.. 99.500	Western & Southern Mutual Holding Co NO.....
. 0837 ...	Western-Southern Group 00001	85-1521520	Fort Washington Private Equity Opportunities Fund IV-K, L.P. OH..... NIA.....	FWPEO IV GP, LLC	Ownership.....	.. 0.500	Western & Southern Mutual Holding Co NO.....
. 0836 ...	Western-Southern Group 00000	87-3834210	Fort Washington Private Equity Small Market Investors II, L.P. OH..... NIA.....	FWPEI Small Market II GP, LLC	Ownership.....	.. 0.500	Western & Southern Mutual Holding Co NO.....
. 0836 ...	Western-Southern Group 00000	87-3834210	Fort Washington Private Equity Small Market Investors II, L.P. OH..... NIA.....	The Western and Southern Life Insurance Co	Ownership.....	.. 26.250	Western & Southern Mutual Holding Co NO.....
. 0836 ...	Western-Southern Group 00000	87-3815473	Fort Washington Private Equity Small Market Investors II-B, L.P. OH..... NIA.....	The Western and Southern Life Insurance Co	Ownership.....	.. 99.500	Western & Southern Mutual Holding Co NO.....
. 0836 ...	Western-Southern Group 00000	87-3815473	Fort Washington Private Equity Small Market Investors II-B, L.P. OH..... NIA.....	FWPEI Small Market II GP, LLC	Ownership.....	.. 0.500	Western & Southern Mutual Holding Co NO.....
. 0836 ...	Western-Southern Group 00000	87-3835610	Fort Washington Private Equity Small Market Investors II-K, L.P. OH..... NIA.....	FWPEI Small Market II GP, LLC	Ownership.....	.. 0.500	Western & Southern Mutual Holding Co NO.....
. 0837 ...	Western-Southern Group 00003	84-2717266	Fort Washington Strategic Income LLC OH..... NIA.....	Integrity Life Insurance Co	Ownership.....	.. 21.680	Western & Southern Mutual Holding Co NO.....
. 0836 ...	Western-Southern Group 00001	84-2717266	Fort Washington Strategic Income LLC OH..... NIA.....	The Western and Southern Life Insurance Co	Ownership.....	.. 6.200	Western & Southern Mutual Holding Co NO.....
. 0836 ...	Western-Southern Group 00002	84-2717266	Fort Washington Strategic Income LLC OH..... NIA.....	Western & Southern Financial Group, Inc. .	Ownership.....	.. 18.880	Western & Southern Mutual Holding Co NO.....
. 0836 ...	Western-Southern Group 00000	87-2353885	Fourth and Pike Apartments, LLC OH..... NIA.....	W&S Real Estate Holdings, LLC	Ownership.....	.. 100.000	Western & Southern Mutual Holding Co NO.....
. 0836 ...	Western-Southern Group 00000	81-1698272	FWPEI IX GP, LLC OH..... NIA.....	Fort Washington Investment Advisors, Inc.	Ownership.....	.. 100.000	Western & Southern Mutual Holding Co NO.....
. 0836 ...	Western-Southern Group 00000	87-1225842	FWPEI Mauna Kea GP, LLC OH..... NIA.....	Fort Washington Investment Advisors, Inc.	Ownership.....	.. 100.000	Western & Southern Mutual Holding Co NO.....
. 0836 ...	Western-Southern Group 00000	87-3616440	FWPEI Small Market II GP, LLC OH..... NIA.....	Fort Washington Investment Advisors, Inc.	Ownership.....	.. 100.000	Western & Southern Mutual Holding Co NO.....
. 0836 ...	Western-Southern Group 00000	20-4844372	FWPEI V GP, LLC OH..... NIA.....	Fort Washington Investment Advisors, Inc.	Ownership.....	.. 100.000	Western & Southern Mutual Holding Co NO.....
. 0836 ...	Western-Southern Group 00000	26-1073669	FWPEI VI GP, LLC OH..... NIA.....	Fort Washington Investment Advisors, Inc.	Ownership.....	.. 100.000	Western & Southern Mutual Holding Co NO.....
. 0836 ...	Western-Southern Group 00000	27-1321253	FWPEI VII GP, LLC OH..... NIA.....	Fort Washington Investment Advisors, Inc.	Ownership.....	.. 100.000	Western & Southern Mutual Holding Co NO.....
. 0836 ...	Western-Southern Group 00000	46-3584733	FWPEI VIII GP, LLC OH..... NIA.....	Fort Washington Investment Advisors, Inc.	Ownership.....	.. 100.000	Western & Southern Mutual Holding Co NO.....
. 0836 ...	Western-Southern Group 00000	83-0980611	FWPEI X GP, LLC OH..... NIA.....	Fort Washington Investment Advisors, Inc.	Ownership.....	.. 100.000	Western & Southern Mutual Holding Co NO.....
. 0836 ...	Western-Southern Group 00000	87-3656912	FWPEI XI GP, LLC OH..... NIA.....	Fort Washington Investment Advisors, Inc.	Ownership.....	.. 100.000	Western & Southern Mutual Holding Co NO.....
. 0836 ...	Western-Southern Group 00000	26-3806561	FWPEO II GP, LLC OH..... NIA.....	Fort Washington Investment Advisors, Inc.	Ownership.....	.. 100.000	Western & Southern Mutual Holding Co NO.....
. 0836 ...	Western-Southern Group 00000	46-2895522	FWPEO III GP, LLC OH..... NIA.....	Fort Washington Investment Advisors, Inc.	Ownership.....	.. 100.000	Western & Southern Mutual Holding Co NO.....
. 0836 ...	Western-Southern Group 00000	85-1463366	FWPEO IV GP, LLC OH..... NIA.....	Fort Washington Investment Advisors, Inc.	Ownership.....	.. 100.000	Western & Southern Mutual Holding Co NO.....
. 0836 ...	Western-Southern Group 00000	93-3839620	FWPEO V GP, LLC OH..... NIA.....	Fort Washington Investment Advisors, Inc.	Ownership.....	.. 100.000	Western & Southern Mutual Holding Co NO.....
. 0836 ...	Western-Southern Group 00000	92-1415079	GDR Capital, LLC AZ..... NIA.....	W&S Real Estate Holdings, LLC	Ownership.....	.. 32.000	Western & Southern Mutual Holding Co NO.....
. 0836 ...	Western-Southern Group 00000	43-2081325	Gerber Life Agency, LLC OH..... DS.....	The Western and Southern Life Insurance Co	Ownership.....	.. 100.000	Western & Southern Mutual Holding Co NO.....
. 0836 ...	Western-Southern Group 70939	13-2611847	Gerber Life Insurance Company NY..... DS.....	The Western and Southern Life Insurance Co	Ownership.....	.. 100.000	Western & Southern Mutual Holding Co NO.....
. 0836 ...	Western-Southern Group 00000	92-1277121	Hambright Road Apartments Venture, LLC NC..... NIA.....	W&S Real Estate Holdings, LLC	Ownership.....	.. 47.000	Western & Southern Mutual Holding Co NO.....
. 0836 ...	Western-Southern Group 00000	88-3437673	Hampton Roads Oz Fund VA..... NIA.....	W&S Real Estate Holdings, LLC	Ownership.....	.. 98.000	Western & Southern Mutual Holding Co NO.....
. 0836 ...	Western-Southern Group 00000	88-4269012	Henley Residences Holdings, LLC FL..... NIA.....	W&S Real Estate Holdings, LLC	Ownership.....	.. 47.270	Western & Southern Mutual Holding Co NO.....
. 0836 ...	Western-Southern Group 00000	99-2291762	HP AZB Co-Invest LP AZ..... NIA.....	W&S Real Estate Holdings, LLC	Ownership.....	.. 22.430	Western & Southern Mutual Holding Co NO.....
. 0836 ...	Western-Southern Group 00000	92-1556010	Hunters Creek JV, LLC TN..... NIA.....	W&S Real Estate Holdings, LLC	Ownership.....	.. 67.000	Western & Southern Mutual Holding Co NO.....
. 0836 ...	Western-Southern Group 00000	31-1328371	IFS Financial Services, Inc OH..... DS.....	Western-Southern Life Assurance Co	Ownership.....	.. 100.000	Western & Southern Mutual Holding Co NO.....
. 0836 ...	Western-Southern Group 74780	86-0214103	Integrity Life Insurance Co OH..... DS.....	The Western and Southern Life Insurance Co	Ownership.....	.. 100.000	Western & Southern Mutual Holding Co NO.....
. 0836 ...	Western-Southern Group 00000	85-1970501	KCJAX NNW INDUSTRIAL INV. LLC OH..... NIA.....	Western-Southern Life Assurance Co	Ownership.....	.. 65.100	Western & Southern Mutual Holding Co NO.....

STATEMENT AS OF JUNE 30, 2025 OF THE The Western and Southern Life Insurance Company

SCHEDULE Y
PART 1A - DETAILS OF INSURANCE HOLDING COMPANY SYSTEM

1	2	3	4	5	6	7	8	9	10	11	12	13	14	15	16
Group Code	Group Name	NAIC Company Code	ID Number	Federal RSSD	CIK	Name of Securities Exchange if Publicly Traded (U.S. or International)	Names of Parent, Subsidiaries Or Affiliates	Domi-ciliary Location	Relation-ship to Reporting Entity	Directly Controlled by (Name of Entity/Person)	Type of Control (Ownership, Board, Management, Attorney-in-Fact, Influence, Other)	If Control is Owner-ship Provide Percen-tage	Ultimate Controlling Entity(ies)/Person(s)	Is an SCA Filing Re-quired? (Yes/No)	*
. 0836 ...	Western-Southern Group 00000	87-2435757	Kemah Holdings, LLC TX..... NIA.....	W&S Real Estate Holdings, LLC	Ownership.....	.. 100.000 ...	Western & Southern Mutual Holding Co NO.....
. 0836 ...	Western-Southern Group 00000	83-3004899	Lennox Zionsville Inv. Holdings, LLC IN..... NIA.....	W&S Real Estate Holdings, LLC	Ownership.....	.. 100.000 ...	Western & Southern Mutual Holding Co NO.....
. 0836 ...	Western-Southern Group 00000	99-2649941	Limestone Springs Residences Holdings, LLC GA..... NIA.....	W&S Real Estate Holdings, LLC	Ownership.....	.. 47.000 ...	Western & Southern Mutual Holding Co NO.....
. 0836 ...	Western-Southern Group 00000	35-2123483	LLIA, Inc. OH..... NIA.....	The Lafayette Life Insurance Co	Ownership.....	.. 100.000 ...	Western & Southern Mutual Holding Co NO.....
. 0836 ...	Western-Southern Group 00000	47-2577517	Lytle Park Inn, LLC OH..... NIA.....	W&S Real Estate Holdings, LLC	Ownership.....	.. 100.000 ...	Western & Southern Mutual Holding Co NO.....
. 0836 ...	Western-Southern Group 00000	47-3966673	Main Hospitality Holdings OH..... NIA.....	W&S Real Estate Holdings, LLC	Ownership.....	.. 98.000 ...	Western & Southern Mutual Holding Co NO.....
. 0836 ...	Western-Southern Group 00000	83-4499681	Manchester Semmes OZ Fund II, LLC AL..... NIA.....	W&S Real Estate Holdings, LLC	Ownership.....	.. 100.000 ...	Western & Southern Mutual Holding Co NO.....
. 0836 ...	Western-Southern Group 00000	83-4582162	Manchester Semmes OZ Fund, LLC AL..... NIA.....	W&S Real Estate Holdings, LLC	Ownership.....	.. 98.000 ...	Western & Southern Mutual Holding Co NO.....
. 0836 ...	Western-Southern Group 00000	87-1271007	Mauna Kea Taft-Hartley Partners (ERISA), L.P. OH..... NIA.....	FIWPEI Mauna Kea GP, LLC	Ownership.....	.. 0.500 ...	Western & Southern Mutual Holding Co NO.....
. 0836 ...	Western-Southern Group 00000	33-1815749	Mosby Barclay West JV, LLC NC..... NIA.....	W&S Real Estate Holdings, LLC	Ownership.....	.. 43.280 ...	Western & Southern Mutual Holding Co NO.....
. 0836 ...	Western-Southern Group 00000	84-2984546	Nashville Hotel JV LLC TN..... NIA.....	W&S Real Estate Holdings, LLC	Ownership.....	.. 52.000 ...	Western & Southern Mutual Holding Co NO.....
. 0836 ...	Western-Southern Group 75264	16-0958252	National Integrity Life Insurance Co NY..... DS.....	Integrity Life Insurance Co	Ownership.....	.. 100.000 ...	Western & Southern Mutual Holding Co NO.....
. 0836 ...	Western-Southern Group 00000	45-2914674	NP Cranberry Hotel Holdings, LLC PA..... NIA.....	W&S Real Estate Holdings, LLC	Ownership.....	.. 98.000 ...	Western & Southern Mutual Holding Co NO.....
. 0836 ...	Western-Southern Group 00000	31-1338187	OTR Housing Associates LP OH..... NIA.....	The Western and Southern Life Insurance Co	Ownership.....	.. 98.000 ...	Western & Southern Mutual Holding Co NO.....
. 0836 ...	Western-Southern Group 00000	99-5098920	Partin Settlement OZ Fund, LLC FL..... NIA.....	W&S Real Estate Holdings, LLC	Ownership.....	.. 55.000 ...	Western & Southern Mutual Holding Co NO.....
. 0836 ...	Western-Southern Group 00000	88-2122016	Piney Plains Holdings, LLC NC..... NIA.....	W&S Real Estate Holdings, LLC	Ownership.....	.. 47.000 ...	Western & Southern Mutual Holding Co NO.....
. 0836 ...	Western-Southern Group 00000	81-1659568	Pleasanton Hotel Investor Holdings, LLC CA..... NIA.....	W&S Real Estate Holdings, LLC	Ownership.....	.. 100.000 ...	Western & Southern Mutual Holding Co NO.....
. 0836 ...	Western-Southern Group 00000	84-2464002	Prairie Path Apts Inv. Holdings , LLC IL..... NIA.....	W&S Real Estate Holdings, LLC	Ownership.....	.. 100.000 ...	Western & Southern Mutual Holding Co NO.....
. 0836 ...	Western-Southern Group 00000	82-1507720	Price Willis Lodging Holdings, LLC AZ..... NIA.....	W&S Real Estate Holdings, LLC	Ownership.....	.. 100.000 ...	Western & Southern Mutual Holding Co NO.....
. 0836 ...	Western-Southern Group 00000	34-1998937	Queen City Square, LLC OH..... DS.....	The Western and Southern Life Insurance Co	Ownership.....	.. 99.750 ...	Western & Southern Mutual Holding Co NO.....
. 0836 ...	Western-Southern Group 00000	84-3614873	Raleigh Hotel Holding Co., LLC NC..... NIA.....	W&S Real Estate Holdings, LLC	Ownership.....	.. 98.000 ...	Western & Southern Mutual Holding Co NO.....
. 0836 ...	Western-Southern Group 00000	84-3851930	Rancho Presidio Land Partners, LLC CA..... NIA.....	W&S Real Estate Holdings, LLC	Ownership.....	.. 98.000 ...	Western & Southern Mutual Holding Co NO.....
. 0836 ...	Western-Southern Group 00000	82-2188516	Revel Investor Holdings, LLC GA..... NIA.....	W&S Real Estate Holdings, LLC	Ownership.....	.. 100.000 ...	Western & Southern Mutual Holding Co NO.....
. 0836 ...	Western-Southern Group 00000	83-0812652	River Hollow Investor Holdings, LLC TX..... NIA.....	W&S Real Estate Holdings, LLC	Ownership.....	.. 100.000 ...	Western & Southern Mutual Holding Co NO.....
. 0836 ...	Western-Southern Group 00000	93-3268963	River Reserve Property Paratners, LLC WI..... NIA.....	W&S Real Estate Holdings, LLC	Ownership.....	.. 27.000 ...	Western & Southern Mutual Holding Co NO.....
. 0836 ...	Western-Southern Group 00000	20-5133566	Securities Lending Fund, LLC OH..... NIA.....	The Western and Southern Life Insurance Co	Ownership.....	.. 1.160 ...	Western & Southern Mutual Holding Co NO.....
. 0836 ...	Western-Southern Group 00000	20-5133566	Securities Lending Fund, LLC OH..... NIA.....	Columbus Life Insurance Co	Ownership.....	.. 0.150 ...	Western & Southern Mutual Holding Co NO.....
. 0836 ...	Western-Southern Group 00000	20-5133566	Securities Lending Fund, LLC OH..... NIA.....	The Lafayette Life Insurance Co	Ownership.....	.. 0.870 ...	Western & Southern Mutual Holding Co NO.....
. 0836 ...	Western-Southern Group 00000	20-5133566	Securities Lending Fund, LLC OH..... NIA.....	Western & Southern Financial Group, Inc. .	Ownership.....	.. 0.170 ...	Western & Southern Mutual Holding Co NO.....
. 0836 ...	Western-Southern Group 00000	20-5133566	Securities Lending Fund, LLC OH..... NIA.....	Integrity Life Insurance Co	Ownership.....	.. 0.900 ...	Western & Southern Mutual Holding Co NO.....
. 0836 ...	Western-Southern Group 00000	27-3564950	Seventh & Culvert Garage LLC OH..... NIA.....	W&S Real Estate Holdings, LLC	Ownership.....	.. 100.000 ...	Western & Southern Mutual Holding Co NO.....
. 0836 ...	Western-Southern Group 00000	83-2295656	Sixth and Saratoga NW, LLC KY..... NIA.....	W&S Real Estate Holdings, LLC	Ownership.....	.. 100.000 ...	Western & Southern Mutual Holding Co NO.....
. 0836 ...	Western-Southern Group 00000	92-3712148	South Orange Kissimmee FL..... NIA.....	W&S Real Estate Holdings, LLC	Ownership.....	.. 52.000 ...	Western & Southern Mutual Holding Co NO.....
. 0836 ...	Western-Southern Group 00000	81-3538359	Stout Metro Housing Holdings LLC IN..... NIA.....	W&S Real Estate Holdings, LLC	Ownership.....	.. 100.000 ...	Western & Southern Mutual Holding Co NO.....
. 0836 ...	Western-Southern Group 00000	93-1867642	SW Link Phase I Development, LLC TX..... NIA.....	W&S Real Estate Holdings, LLC	Ownership.....	.. 46.770 ...	Western & Southern Mutual Holding Co NO.....
. 0836 ...	Western-Southern Group 00000	88-2045113	TA Dakota Land Partners, LLC WA..... NIA.....	W&S Real Estate Holdings, LLC	Ownership.....	.. 62.000 ...	Western & Southern Mutual Holding Co NO.....
. 0836 ...	Western-Southern Group 00000	92-1386297	TA Four Lakes Land Partners, LLC FL..... NIA.....	W&S Real Estate Holdings, LLC	Ownership.....	.. 67.000 ...	Western & Southern Mutual Holding Co NO.....
. 0836 ...	Western-Southern Group 00000	88-4406810	TA Loretto Land Partners, LLC CO..... NIA.....	W&S Real Estate Holdings, LLC	Ownership.....	.. 67.000 ...	Western & Southern Mutual Holding Co NO.....
. 0836 ...	Western-Southern Group 00000	88-2894738	TA Sawmill Land Partners, LLC OH..... NIA.....	W&S Real Estate Holdings, LLC	Ownership.....	.. 62.000 ...	Western & Southern Mutual Holding Co NO.....
. 0836 ...	Western-Southern Group 00000	83-2672383	Tamiami Senior Inv. Holdings, LLC FL..... NIA.....	W&S Real Estate Holdings, LLC	Ownership.....	.. 100.000 ...	Western & Southern Mutual Holding Co NO.....
. 0836 ...	Western-Southern Group 00000	88-3631372	The Cincinnati Equity Fund III, LLC OH..... NIA.....	The Western and Southern Life Insurance Co	Ownership.....	.. 16.190 ...	Western & Southern Mutual Holding Co NO.....
. 0836 ...	Western-Southern Group 65242	35-0457540	The Lafayette Life Insurance Co OH..... IA.....	Western & Southern Financial Group, Inc. .	Ownership.....	.. 100.000 ...	Western & Southern Mutual Holding Co NO.....
. 0836 ...	Western-Southern Group 70483	31-0487145	The Western and Southern Life Insurance Co OH..... RE.....	Western & Southern Financial Group, Inc. .	Ownership.....	.. 100.000 ...	Western & Southern Mutual Holding Co NO.....
. 0836 ...	Western-Southern Group 00000	83-2399724	Three Choopt AA Inv. Holdings, LLC VA..... NIA.....	W&S Real Estate Holdings, LLC	Ownership.....	.. 100.000 ...	Western & Southern Mutual Holding Co NO.....

STATEMENT AS OF JUNE 30, 2025 OF THE The Western and Southern Life Insurance Company

SCHEDULE Y
PART 1A - DETAILS OF INSURANCE HOLDING COMPANY SYSTEM

1	2	3	4	5	6	7	8	9	10	11	12	13	14	15	16
Group Code	Group Name	NAIC Company Code	ID Number	Federal RSSD	CIK	Name of Securities Exchange if Publicly Traded (U.S. or International)	Names of Parent, Subsidiaries Or Affiliates	Domi-ciliary Location	Relation-ship to Reporting Entity	Directly Controlled by (Name of Entity/Person)	Type of Control (Ownership, Board, Management, Attorney-in-Fact, Influence, Other)	If Control is Ownership Provide Percentage	Ultimate Controlling Entity(ies)/Person(s)	Is an SCA Filing Re-quired? (Yes/No)	*
.0836	Western-Southern Group	00000	83-3418626				Timacuan Apt. Holdings, LLC	FL	NIA	W&S Real Estate Holdings, LLC	Ownership	100.000	Western & Southern Mutual Holding Co	NO	
.0836	Western-Southern Group	00000	93-4901861				Timberlake JV, LLC	TN	NIA	W&S Real Estate Holdings, LLC	Ownership	67.000	Western & Southern Mutual Holding Co	NO	
.0836	Western-Southern Group	00000	31-1394672				Touchstone Advisors, Inc.	OH	DS	IFS Financial Services, Inc.	Ownership	100.000	Western & Southern Mutual Holding Co	NO	
.0836	Western-Southern Group	00000	92-1887232				Touchstone Climate Transition ETF	DE	NIA	Western & Southern Financial Group, Inc.	Ownership	93.440	Western & Southern Mutual Holding Co	YES	
.0836	Western-Southern Group	00000	31-1225804				Touchstone Core Municipal Bond Fund	MA	NIA	The Western and Southern Life Insurance Co	Ownership	35.110	Western & Southern Mutual Holding Co	YES	
.0836	Western-Southern Group	00000	88-0849312				Institution	DE	NIA	National Integrity Life Insurance Co	Ownership	90.960	Western & Southern Mutual Holding Co	YES	
.0836	Western-Southern Group	00000	31-1710355				Touchstone Dividend Select ETF	DE	NIA	Western-Southern Life Assurance Co	Ownership	70.090	Western & Southern Mutual Holding Co	YES	
.0836	Western-Southern Group	00000	33-1329208				Touchstone High Yield-Inst	DE	NIA	Western & Southern Financial Group, Inc.	Ownership	32.110	Western & Southern Mutual Holding Co	YES	
.0836	Western-Southern Group	00000	33-1384072				Touchstone International Equity ETF	DE	NIA	Touchstone Sands Capital Emerging Markets ex-China Growth ETF	Ownership	66.760	Western & Southern Mutual Holding Co	NO	
.0836	Western-Southern Group	00000	33-1374353				Touchstone Sands Capital US Select Growth	DE	NIA	The Western and Southern Life Insurance Co	Ownership	8.710	Western & Southern Mutual Holding Co	NO	
.0836	Western-Southern Group	00000	47-6046379				Touchstone Securities, Inc.	NE	DS	IFS Financial Services, Inc.	Ownership	100.000	Western & Southern Mutual Holding Co	NO	
.0836	Western-Southern Group	00000	92-3352864				Touchstone Securitized Income ETF	DE	NIA	The Western and Southern Life Insurance Co	Ownership	30.950	Western & Southern Mutual Holding Co	YES	
.0836	Western-Southern Group	00000	92-3352864				Touchstone Securitized Income ETF	DE	NIA	Western & Southern Financial Group, Inc.	Ownership	1.540	Western & Southern Mutual Holding Co	YES	
.0836	Western-Southern Group	00000	92-3352864				Touchstone Securitized Income ETF	DE	NIA	Western-Southern Life Assurance Co	Ownership	56.880	Western & Southern Mutual Holding Co	YES	
.0836	Western-Southern Group	00000	26-1450709				Touchstone Snds Intl GR-R6	DE	NIA	The Western and Southern Life Insurance Co	Ownership	14.760	Western & Southern Mutual Holding Co	YES	
.0836	Western-Southern Group	00000	88-0818472				Touchstone Strategic Income Opp ETF	DE	NIA	The Western and Southern Life Insurance Co	Ownership	0.680	Western & Southern Mutual Holding Co	YES	
.0836	Western-Southern Group	00000	88-0818472				Touchstone Strategic Income Opp ETF	DE	NIA	Gerber Life Insurance Co	Ownership	52.140	Western & Southern Mutual Holding Co	YES	
.0836	Western-Southern Group	00000	88-0761886				Touchstone Ultra Short Income ETF	DE	NIA	The Western and Southern Life Insurance Co	Ownership	30.740	Western & Southern Mutual Holding Co	YES	
.0836	Western-Southern Group	00000	88-0761886				Touchstone Ultra Short Income ETF	DE	NIA	Western & Southern Financial Group, Inc.	Ownership	1.360	Western & Southern Mutual Holding Co	YES	
.0836	Western-Southern Group	00000	88-0864368				Touchstone US Large CAP Focused ETF	DE	NIA	National Integrity Life Insurance Co	Ownership	80.090	Western & Southern Mutual Holding Co	YES	
.0836	Western-Southern Group	00000	88-3090843				Town Madison Holdings, LLC	AL	NIA	W&S Real Estate Holdings, LLC	Ownership	47.000	Western & Southern Mutual Holding Co	NO	
.0836	Western-Southern Group	00000	84-3894041				TruAmerica Workforce Housing Fund I-A, LP	CA	NIA	Western-Southern Life Assurance Co	Ownership	13.450	Western & Southern Mutual Holding Co	NO	
.0836	Western-Southern Group	00000	99-4170673				Tudor Road Apartments JV, LLC	MO	NIA	W&S Real Estate Holdings, LLC	Ownership	60.970	Western & Southern Mutual Holding Co	NO	
.0836	Western-Southern Group	00000	84-2230033				TXFL NNN Office Inv. Holdings, LLC	OH	NIA	Integrity Life Insurance Co	Ownership	14.810	Western & Southern Mutual Holding Co	NO	
.0836	Western-Southern Group	00000	84-2230033				TXFL NNN Office Inv. Holdings, LLC	OH	NIA	National Integrity Life Insurance Co	Ownership	14.810	Western & Southern Mutual Holding Co	NO	
.0836	Western-Southern Group	00000	84-2230033				TXFL NNN Office Inv. Holdings, LLC	OH	NIA	The Lafayette Life Insurance Co	Ownership	29.640	Western & Southern Mutual Holding Co	NO	
.0836	Western-Southern Group	00000	84-2230033				TXFL NNN Office Inv. Holdings, LLC	OH	NIA	Western-Southern Life Assurance Co	Ownership	40.740	Western & Southern Mutual Holding Co	NO	
.0836	Western-Southern Group	00000	83-2679115				University Shade Investor Holdings, LLC	FL	NIA	W&S Real Estate Holdings, LLC	Ownership	99.000	Western & Southern Mutual Holding Co	NO	
.0836	Western-Southern Group	00000	36-4107014				Vinings Trace	OH	NIA	W&S Real Estate Holdings, LLC	Ownership	99.000	Western & Southern Mutual Holding Co	NO	
.0836	Western-Southern Group	00000	33-2028589				W&S Advisory Services, LLC	OH	NIA	Western & Southern Financial Group, Inc.	Ownership	100.000	Western & Southern Mutual Holding Co	NO	
.0836	Western-Southern Group	00000	31-0846576				W&S Brokerage Services, Inc.	OH	DS	Western-Southern Life Assurance Co	Ownership	100.000	Western & Southern Mutual Holding Co	YES	
.0836	Western-Southern Group	00000	31-1334221				W&S Financial Group Distributors, Inc.	OH	DS	Western-Southern Life Assurance Co	Ownership	100.000	Western & Southern Mutual Holding Co	NO	
.0836	Western-Southern Group	00000	06-1804432				W&S Real Estate Holdings, LLC	OH	DS	The Western and Southern Life Insurance Co	Ownership	100.000	Western & Southern Mutual Holding Co	NO	
.0836	Western-Southern Group	00000	99-0849352				W&S Ventures, LLC	OH	NIA	Western & Southern Financial Group, Inc.	Ownership	100.000	Western & Southern Mutual Holding Co	NO	
.0836	Western-Southern Group	00000	84-3195821				WestAd Leasing, LLC	OH	NIA	Western & Southern Financial Group, Inc.	Ownership	100.000	Western & Southern Mutual Holding Co	NO	
.0836	Western-Southern Group	00000	31-1413821				Western & Southern Agency, Inc.	OH	DS	The Western and Southern Life Insurance Co	Ownership	100.000	Western & Southern Mutual Holding Co	NO	
.0836	Western-Southern Group	00000	31-1732404				Western & Southern Financial Group, Inc.	OH	UDP	Western & Southern Mutual Holding Co	Ownership	100.000	Western & Southern Mutual Holding Co	NO	
.0836	Western-Southern Group	00000	31-1732405				Western & Southern Mutual Holding Co	OH	UIP	Western & Southern Mutual Holding Co	Ownership	100.000	Western & Southern Mutual Holding Co	NO	
.0836	Western-Southern Group	92622	31-1000236				Western-Southern Life Assurance Co	OH	DS	The Western and Southern Life Insurance Co	Ownership	100.000	Western & Southern Mutual Holding Co	NO	

SCHEDULE Y
PART 1A - DETAILS OF INSURANCE HOLDING COMPANY SYSTEM

1	2	3	4	5	6	7	8	9	10	11	12	13	14	15	16
Group Code	Group Name	NAIC Company Code	ID Number	Federal RSSD	CIK	Name of Securities Exchange if Publicly Traded (U.S. or International)	Names of Parent, Subsidiaries Or Affiliates	Domi-ciliary Loca-tion	Relation-ship to Reporting Entity	Directly Controlled by (Name of Entity/Person)	Type of Control (Ownership, Board, Management, Attorney-in-Fact, Influence, Other)	If Control is Owner-ship Provide Percen-tage	Ultimate Controlling Entity(ies)/Person(s)	Is an SCA Filing Re-quired? (Yes/No)	*
. 0836 ...	Western-Southern Group 00000	87-1330707	WS Workforce Apartments Investor, LLC OH..... NIA.....	The Western and Southern Life Insurance Co	Ownership.....	.. 100.000 ...	Western & Southern Mutual Holding Co NO.....
. 0836 ...	Western-Southern Group 00000	33-1058916	WSALD NPH LLC PA..... NIA.....	W&S Real Estate Holdings, LLC	Ownership.....	.. 100.000 ...	Western & Southern Mutual Holding Co NO.....

Asterisk	Explanation

STATEMENT AS OF JUNE 30, 2025 OF THE The Western and Southern Life Insurance Company

SUPPLEMENTAL EXHIBITS AND SCHEDULES INTERROGATORIES

The following supplemental reports are required to be filed as part of your statement filing. However, in the event that your company does not transact the type of business for which the special report must be filed, your response of NO to the specific interrogatory will be accepted in lieu of filing a "NONE" report and a bar code will be printed below. If the supplement is required of your company but is not being filed for whatever reason enter SEE EXPLANATION and provide an explanation following the interrogatory questions.

	Response
1. Will the Trusteed Surplus Statement be filed with the state of domicile and the NAIC with this statement?	NO
2. Will the Medicare Part D Coverage Supplement be filed with the state of domicile and the NAIC with this statement?	NO
3. Will the Reasonableness of Assumptions Certification required by Actuarial Guideline XXXV be filed with the state of domicile and electronically with the NAIC?	NO
4. Will the Reasonableness and Consistency of Assumptions Certification required by Actuarial Guideline XXXV be filed with the state of domicile and electronically with the NAIC?	NO
5. Will the Reasonableness of Assumptions Certification for Implied Guaranteed Rate Method required by Actuarial Guideline XXXVI be filed with the state of domicile and electronically with the NAIC?	NO
6. Will the Reasonableness and Consistency of Assumptions Certification required by Actuarial Guideline XXXVI (Updated Average Market Value) be filed with the state of domicile and electronically with the NAIC?	NO
7. Will the Reasonableness and Consistency of Assumptions Certification required by Actuarial Guideline XXXVI (Updated Market Value) be filed with the state of domicile and electronically with the NAIC?	NO
8. Will the Life PBR Statement of Exemption be filed with the state of domicile by July 1st and electronically with the NAIC with the second quarterly filing per the Valuation Manual (by August 15)? (2nd Quarter Only) The response for 1st and 3rd quarters should be N/A. A NO response resulting with a bar code is only appropriate in the 2nd quarter. In the case of an ongoing statement of exemption, enter "SEE EXPLANATION" and provide as an explanation that the company is utilizing an ongoing statement of exemption.	NO

AUGUST FILING


9. Will the regulator-only (non-public) Communication of Internal Control Related Matters Noted in Audit be filed with the state of domicile and electronically with the NAIC (as a regulator-only non-public document) by August 1? The response for 1st and 3rd quarters should be N/A. A NO response resulting with a bar code is only appropriate in the 2nd quarter.	YES
--	-----

Explanation:

1.
2.
3.
4.
5.
6.
7.
8.

Bar Code:

1. Trusteed Surplus Statement [Document Identifier 490]
2. Medicare Part D Coverage Supplement [Document Identifier 365]
3. Reasonableness of Assumptions Certification required by Actuarial Guideline XXXV [Document Identifier 445]
4. Reasonableness and Consistency of Assumptions Certification required by Actuarial Guideline XXXV [Document Identifier 446]
5. Reasonableness of Assumptions Certification for Implied Guaranteed Rate Method required by Actuarial Guideline XXXVI [Document Identifier 447]
6. Reasonableness and Consistency of Assumptions Certification required by Actuarial Guideline XXXVI [Document Identifier 448]
7. Reasonableness and Consistency of Assumptions Certification required by Actuarial Guideline XXXVI (Updated Market Value) [Document Identifier 449]
8. Life PBR Statement of Exemption (2nd Quarter Only) [Document Identifier 700]



STATEMENT AS OF JUNE 30, 2025 OF THE The Western and Southern Life Insurance Company

OVERFLOW PAGE FOR WRITE-INS

Additional Write-ins for Summary of Operations Line 27

	1 Current Year To Date	2 Prior Year To Date	3 Prior Year Ended December 31
2704. Other change in reinsurance agreements	(3,306)	(22,523)	(38,339)
2705. Trademark license amortization	1,699,998	1,699,998	3,399,996
2706. Change in SCA, LP & LLC contingent liability	(4,162,668)	(756,264)	(1,939,589)
2797. Summary of remaining write-ins for Line 27 from overflow page	(2,465,976)	921,211	1,422,068

SCHEDULE A - VERIFICATION

Real Estate

	1	2
	Year to Date	Prior Year Ended December 31
1. Book/adjusted carrying value, December 31 of prior year	23,535,881	24,998,721
2. Cost of acquired:		
2.1 Actual cost at time of acquisition		
2.2 Additional investment made after acquisition	1,706,144	2,154,942
3. Current year change in encumbrances		0
4. Total gain (loss) on disposals		124,825
5. Deduct amounts received on disposals		469,365
6. Total foreign exchange change in book/adjusted carrying value		0
7. Deduct current year's other than temporary impairment recognized		0
8. Deduct current year's depreciation	1,597,230	3,273,242
9. Book/adjusted carrying value at the end of current period (Lines 1+2+3+4-5+6-7-8)	23,644,795	23,535,881
10. Deduct total nonadmitted amounts		0
11. Statement value at end of current period (Line 9 minus Line 10)	23,644,795	23,535,881

SCHEDULE B - VERIFICATION

Mortgage Loans

	1	2
	Year to Date	Prior Year Ended December 31
1. Book value/recorded investment excluding accrued interest, December 31 of prior year	53,037,056	54,658,507
2. Cost of acquired:		
2.1 Actual cost at time of acquisition		
2.2 Additional investment made after acquisition		0
3. Capitalized deferred interest and other		0
4. Accrual of discount		0
5. Unrealized valuation increase/(decrease)		0
6. Total gain (loss) on disposals		0
7. Deduct amounts received on disposals	804,187	1,578,847
8. Deduct amortization of premium and mortgage interest points and commitment fees		0
9. Total foreign exchange change in book value/recorded investment excluding accrued interest		0
10. Deduct current year's other than temporary impairment recognized		42,604
11. Book value/recorded investment excluding accrued interest at end of current period (Lines 1+2+3+4+5+6-7-8+9-10)	52,232,869	53,037,056
12. Total valuation allowance		
13. Subtotal (Line 11 plus Line 12)	52,232,869	53,037,056
14. Deduct total nonadmitted amounts		0
15. Statement value at end of current period (Line 13 minus Line 14)	52,232,869	53,037,056

SCHEDULE BA - VERIFICATION

Other Long-Term Invested Assets

	1	2
	Year to Date	Prior Year Ended December 31
1. Book/adjusted carrying value, December 31 of prior year	2,759,387,481	2,677,006,551
2. Cost of acquired:		
2.1 Actual cost at time of acquisition	72,626,642	163,910,350
2.2 Additional investment made after acquisition	284,579,206	458,168,498
3. Capitalized deferred interest and other	(7,919,290)	0
4. Accrual of discount	(288)	240
5. Unrealized valuation increase/(decrease)	(5,792,188)	241,390
6. Total gain (loss) on disposals	0	0
7. Deduct amounts received on disposals	388,486,841	499,057,601
8. Deduct amortization of premium, depreciation and proportional amortization	26,256	50,635
9. Total foreign exchange change in book/adjusted carrying value	0	0
10. Deduct current year's other than temporary impairment recognized	5,781,988	40,831,312
11. Book/adjusted carrying value at end of current period (Lines 1+2+3+4+5+6-7-8+9-10)	2,708,586,478	2,759,387,481
12. Deduct total nonadmitted amounts	106,041,268	219,224,658
13. Statement value at end of current period (Line 11 minus Line 12)	2,602,545,210	2,540,162,823

SCHEDULE D - VERIFICATION

Bonds and Stocks

	1	2
	Year to Date	Prior Year Ended December 31
1. Book/adjusted carrying value of bonds and stocks, December 31 of prior year	8,569,906,890	8,294,923,896
2. Cost of bonds and stocks acquired	385,544,213	898,226,885
3. Accrual of discount	1,309,756	1,596,569
4. Unrealized valuation increase/(decrease)	246,453,175	60,628,277
5. Total gain (loss) on disposals	40,004,375	39,225,028
6. Deduct consideration for bonds and stocks disposed of	344,944,262	703,387,865
7. Deduct amortization of premium	1,879,091	4,022,880
8. Total foreign exchange change in book/adjusted carrying value	1,107,603	(851,090)
9. Deduct current year's other than temporary impairment recognized	0	15,875,104
10. Total investment income recognized as a result of prepayment penalties and/or acceleration fees	(1,350,600)	(556,827)
11. Book/adjusted carrying value at end of current period (Lines 1+2+3+4+5-6-7+8-9+10)	8,896,152,059	8,569,906,890
12. Deduct total nonadmitted amounts	142,501,515	18,619,153
13. Statement value at end of current period (Line 11 minus Line 12)	8,753,650,544	8,551,287,737

STATEMENT AS OF JUNE 30, 2025 OF THE The Western and Southern Life Insurance Company

SCHEDULE D - PART 1B

Showing the Acquisitions, Dispositions and Non-Trading Activity
During the Current Quarter for all Bonds and Preferred Stock by NAIC Designation

NAIC Designation	1 Book/Adjusted Carrying Value Beginning of Current Quarter	2 Acquisitions During Current Quarter	3 Dispositions During Current Quarter	4 Non-Trading Activity During Current Quarter	5 Book/Adjusted Carrying Value End of First Quarter	6 Book/Adjusted Carrying Value End of Second Quarter	7 Book/Adjusted Carrying Value End of Third Quarter	8 Book/Adjusted Carrying Value December 31 Prior Year
ISSUER CREDIT OBLIGATIONS (ICO)								
1. NAIC 1 (a)	1,506,679,795	161,343,483	150,418,554	50,584,133	1,506,679,795	1,568,188,857		1,488,654,667
2. NAIC 2 (a)	1,306,072,704	1,119,111,686	1,125,994,676	(50,695,112)	1,306,072,704	1,248,494,602		1,309,832,074
3. NAIC 3 (a)	90,393,046		48,638,334	(7,096,609)	90,393,046	34,658,103		91,728,939
4. NAIC 4 (a)	12,073,540			5,492,070	12,073,540	17,565,610		12,052,866
5. NAIC 5 (a)	7,000,000	80,000	80,000		7,000,000	7,000,000		7,000,000
6. NAIC 6 (a)	0				0	0		0
7. Total ICO	2,922,219,085	1,280,535,169	1,325,131,564	(1,715,518)	2,922,219,085	2,875,907,172	0	2,909,268,546
ASSET-BACKED SECURITIES (ABS)								
8. NAIC 1	154,713,716	5,925,693	11,090,424	(13,031)	154,713,716	149,535,954		156,720,956
9. NAIC 2	4,643,724		335,379	(167,693)	4,643,724	4,140,652		2,845,984
10. NAIC 3	5,962,344		57,540	177,510	5,962,344	6,082,314		7,867,496
11. NAIC 4	0				0	0		0
12. NAIC 5	0				0	0		0
13. NAIC 6	0				0	0		4
14. Total ABS	165,319,784	5,925,693	11,483,343	(3,214)	165,319,784	159,758,920	0	167,434,440
PREFERRED STOCK								
15. NAIC 1	0				0	0		0
16. NAIC 2	38,534,996			179,757	38,534,996	38,714,753		44,568,212
17. NAIC 3	8,919,333			54,674	8,919,333	8,974,007		8,867,600
18. NAIC 4	0				0	0		0
19. NAIC 5	0				0	0		0
20. NAIC 6	25,640,566			(73)	25,640,566	25,640,493		25,640,570
21. Total Preferred Stock	73,094,895	0	0	234,358	73,094,895	73,329,253	0	79,076,382
22. Total ICO, ABS & Preferred Stock	3,160,633,764	1,286,460,862	1,336,614,907	(1,484,374)	3,160,633,764	3,108,995,345	0	3,155,779,368

(a) Book/Adjusted Carrying Value column for the end of the current reporting period includes the following amount of short-term and cash equivalent bonds by NAIC designation:

NAIC 1 \$ 3,500,000 ; NAIC 2 \$ 5,565,184 ; NAIC 3 \$ NAIC 4 \$; NAIC 5 \$; NAIC 6 \$

SCHEDULE DA - PART 1

Short-Term Investments

	1	2	3	4	5
	Book/Adjusted Carrying Value	Par Value	Actual Cost	Interest Collected Year-to-Date	Paid for Accrued Interest Year-to-Date
7709999999 Totals	3,500,000	xxx	3,500,000	85,251	

SCHEDULE DA - VERIFICATION

Short-Term Investments

	1	2
	Year To Date	Prior Year Ended December 31
1. Book/adjusted carrying value, December 31 of prior year	6,687,605	0
2. Cost of short-term investments acquired	0	18,674,208
3. Accrual of discount	0	0
4. Unrealized valuation increase/(decrease)	0	0
5. Total gain (loss) on disposals	0	0
6. Deduct consideration received on disposals	3,187,605	11,986,603
7. Deduct amortization of premium	0	0
8. Total foreign exchange change in book/adjusted carrying value	0	0
9. Deduct current year's other than temporary impairment recognized	0	0
10. Book/adjusted carrying value at end of current period (Lines 1+2+3+4+5-6-7+8-9)	3,500,000	6,687,605
11. Deduct total nonadmitted amounts	0	0
12. Statement value at end of current period (Line 10 minus Line 11)	3,500,000	6,687,605

Schedule DB - Part A - Verification - Options, Caps, Floors, Collars, Swaps and Forwards

N O N E

Schedule DB - Part B - Verification - Futures Contracts

N O N E

Schedule DB - Part C - Section 1 - Replication (Synthetic Asset) Transactions (RSATs) Open

N O N E

Schedule DB-Part C-Section 2-Reconciliation of Replication (Synthetic Asset) Transactions Open

N O N E

Schedule DB - Verification - Book/Adjusted Carrying Value, Fair Value and Potential Exposure of
Derivatives

N O N E

SCHEDULE E - PART 2 - VERIFICATION

(Cash Equivalents)

	1	2
	Year To Date	Prior Year Ended December 31
1. Book/adjusted carrying value, December 31 of prior year	147,143,399	186,741,946
2. Cost of cash equivalents acquired	3,126,075,600	13,410,973,407
3. Accrual of discount	0	210
4. Unrealized valuation increase/(decrease)	0	0
5. Total gain (loss) on disposals	0	173
6. Deduct consideration received on disposals	3,231,276,268	13,450,572,337
7. Deduct amortization of premium	0	0
8. Total foreign exchange change in book/adjusted carrying value	0	0
9. Deduct current year's other than temporary impairment recognized	0	0
10. Book/adjusted carrying value at end of current period (Lines 1+2+3+4+5-6-7+8-9)	41,942,731	147,143,399
11. Deduct total nonadmitted amounts	0	0
12. Statement value at end of current period (Line 10 minus Line 11)	41,942,731	147,143,399

STATEMENT AS OF JUNE 30, 2025 OF THE The Western and Southern Life Insurance Company

SCHEDULE A - PART 2

Showing All Real Estate ACQUIRED AND ADDITIONS MADE During the Current Quarter

1 Description of Property	2 Location		4 Date Acquired	5 Name of Vendor	6 Actual Cost at Time of Acquisition	7 Amount of Encumbrances	8 Book/Adjusted Carrying Value Less Encumbrances	9 Additional Investment Made After Acquisition
	City	3 State						
314 Broadway Building	Cincinnati	OH.....	01/31/2002	Various			278,543	24,940
318 Broadway Building	Cincinnati	OH.....	06/05/1990	Various			342,981	2,400
400 Broadway Complex	Cincinnati	OH.....	01/01/1901	Various			15,008,777	607,330
Broadway Garage	Cincinnati	OH.....	01/01/1950	Various			1,078,099	360,095
Guilford Building	Cincinnati	OH.....	11/03/1992	Various			4,002,786	171,462
01999999 - Acquired by Purchase					0	0	20,711,186	1,166,227
.....
.....
.....
.....
.....
03999999 - Totals					0	0	20,711,186	1,166,227

SCHEDULE A - PART 3

Showing All Real Estate DISPOSED During the Quarter, Including Payments During the Final Year on "Sales Under Contract"

[illegible]

EO2

NONE

[illegible]

1 Loan Number	Location		4 Loan Type	5 Date Acquired	6 Disposal Date	7 Book Value/ Recorded Investment Excluding Accrued Interest Prior Year	Change in Book Value/Recorded Investment						14 Book Value/ Recorded Investment Excluding Accrued Interest on Disposal	15 Consid- eration	16 Foreign Exchange Gain (Loss) on Disposal	17 Realized Gain (Loss) on Disposal	18 Total Gain (Loss) on Disposal
	2 City	3 State					8 Unrealized Valuation Increase/(Decrease)	9 Current Year's (Amortization)/Accretion	10 Current Year's Other-Than-Temporary Impairment Recognized	11 Capitalized Deferred Interest and Other	12 Total Change in Book Value (8+9-10+11)	13 Total Foreign Exchange Change in Book Value					
44696	NORTH CHARLESTON	SC		10/28/2016		10,080,279	0	0	0	0	0	0	106,804	106,804	0	0	
44697	NORTH CHARLESTON	SC		11/01/2016		1,395,731	0	0	0	0	0	0	14,788	14,788	0	0	
44698	SAN JOSE	CA		12/01/2017		4,459,177	0	0	0	0	0	0	64,863	64,863	0	0	
44699	MILTON	WA		10/17/2018		20,848,664	0	0	0	0	0	0	93,847	93,847	0	0	
44700	CINCINNATI	OH		07/01/2019		10,151,223	0	0	0	0	0	0	48,328	48,328	0	0	
44701	LADY LAKE	FL		.02/20/2020		6,101,980	0	0	0	0	0	0	75,526	75,526	0	0	
0299999. Mortgages with partial repayments						53,037,054	0	0	0	0	0	0	404,156	404,156	0	0	
0599999 - Totals						53,037,054	0	0	0	0	0	0	404,156	404,156	0	0	

STATEMENT AS OF JUNE 30, 2025 OF THE The Western and Southern Life Insurance Company

SCHEDULE BA - PART 2

Showing Other Long-Term Invested Assets ACQUIRED AND ADDITIONS MADE During the Current Quarter

1	2	Location		5	6	7	8	9	10	11	12	13
		3	4									
CUSIP Identification	Name or Description	City	State	Name of Vendor or General Partner	NAIC Designation, NAIC Designation Modifier and SVO Administrative Symbol	Date Originally Acquired	Type and Strategy	Actual Cost at Time of Acquisition	Additional Investment Made After Acquisition	Amount of Encumbrances	Commitment for Additional Investment	Percentage of Ownership
81375P-10-1	Securities Lending Fund, LLC	CINCINNATI	OH	Securities Lending Fund, LLC	1.G	05/07/2024			70,607,667			1.840
1499999. Interests in Joint Ventures, Partnerships or Limited Liability Companies (Including Non-Registered Private Funds) - NAIC Designation Assigned by the SVO - Bonds - Affiliated									0	70,607,667	0	XXX
000000-00-0	ABRY ADVANCED SECURITIES FUND IV	CAYMAN ISLANDS	CYM	ABRY ADVANCED SECURITIES FUND IV		02/20/2019	2	8,143,129			10,741,292	1.550
000000-00-0	ABRY ADVANCED SECURITIES FUND IV	CAYMAN ISLANDS	CYM	ABRY ADVANCED SECURITIES FUND IV		10/24/2018	1	270,797			1,227,368	1.700
000000-00-0	ABRY ADVANCED SECURITIES FUND II LP	CAYMAN ISLANDS	CYM	ABRY ADVANCED SECURITIES FUND II LP		05/04/2011	2	22,824			438,393	0.760
000000-00-0	ABRY SENIOR EQUITY III LP	BOSTON	MA	ABRY SENIOR EQUITY III LP		08/09/2010	3	7,259				0.530
000000-00-0	Summit Partners II LP	CAYMAN ISLANDS	CYM	Summit Partners II LP		11/25/2014		36,329			1,619,182	3.270
1599999. Interests in Joint Ventures, Partnerships or Limited Liability Companies (Including Non-Registered Private Funds) - NAIC Designation Not Assigned by the SVO - Bonds - Unaffiliated									0	8,480,338	0	XXX
000000-00-0	57 STARS Global Opportunity Fund 3	WASHINGTON	DC	57 STARS Global Opportunity Fund 3		06/04/2013		98,121			481,338	6.600
000000-00-0	ABRY VI LP	BOSTON	MA	ABRY VI LP		03/26/2008		177				0.130
000000-00-0	Canapi Ventures FUND II	WILMINGTON	DE	Canapi Ventures FUND II		08/26/2022		313,949			2,648,515	1.050
000000-00-0	Cintrifuse Syndicate Fund II LLC	CINCINNATI	OH	Cintrifuse Syndicate Fund II LLC		09/18/2017		99,640				8.920
000000-00-0	Core Innovation Capital III LP	LOS ANGELES	CA	Core Innovation Capital III LP		07/29/2019		91,455			376,697	5.430
000000-00-0	CORSAIR III FS CAPITAL PARTNERS LP	NEW YORK	NY	CORSAIR III FS CAPITAL PARTNERS LP		06/29/2007		21,070			280,503	1.120
000000-00-0	CORSAIR IV FS CAPITAL PARTNERS LP	NEW YORK	NY	CORSAIR IV FS CAPITAL PARTNERS LP		06/20/2011		69,474			1,748,187	1.180
000000-00-0	eGateway Capital Partners	COVINGTON	KY	eGateway Capital Partners		08/29/2023		160,425		1.060	326,184	1.060
000000-00-0	Goldman Sachs LP WEST STREET GLOBAL GROWTH PART	WILMINGTON	DE	Goldman Sachs LP WEST STREET GLOBAL GROWTH PART		07/27/2022		340,000			1,035,000	0.400
000000-00-0	Liberty 77 Fund International Liberty 77 Fund International	WASHINGTON	DC	Liberty 77 Fund International Liberty 77 Fund International		03/25/2022		16,861,776			21,359,987	3.300
000000-00-0	Portag3 Ventures III L.P.	TORONTO	CAN	Portag3 Ventures III L.P.		07/23/2021		238,464			2,861,431	1.530
000000-00-0	Sands Capital Private Growth F Global Innovation Fund II	Arlington	VA	Sands Capital Private Growth F Global Innovation Fund II		05/06/2021		73,486			264,001	1.280
000000-00-0	Sands Capital Private Growth F Global Venture Fund III	Arlington	VA	Sands Capital Private Growth F Global Venture Fund III		12/15/2021		89,996			1,327,103	2.480
000000-00-0	Sands Capital Private Growth F Life Sciences Pulse Fund II	Arlington	VA	Sands Capital Private Growth F Life Sciences Pulse Fund II		08/20/2021		517,439			4,568,679	3.570
000000-00-0	Sands Capital Private Growth F Life Sciences Pulse Fund III	Arlington	VA	Sands Capital Private Growth F Life Sciences Pulse Fund III		12/31/2024		737,084			13,687,551	3.260
000000-00-0	SILVER LAKE PARTNERS L.P.	WILMINGTON	DE	SILVER LAKE PARTNERS L.P.		04/30/2019	3	457				1.540
000000-00-0	SixThirty III LP	ST LOUIS	MO	SixThirty III LP		10/21/2021		123,003			578,603	3.780
000000-00-0	SNOW PHIPPS III LP	NEW YORK	NY	SNOW PHIPPS III LP		01/19/2017		26,989			489,355	0.510
000000-00-0	SOLAMERE CAPITAL FUND Fund II A	BOSTON	MA	SOLAMERE CAPITAL FUND Fund II A		06/20/2014		183,291			1,055,111	5.960
000000-00-0	SOLAMERE CAPITAL FUND Fund III	BOSTON	MA	SOLAMERE CAPITAL FUND Fund III		11/20/2018		3,931,901			2,118,437	3.010
000000-00-0	SOLAMERE CAPITAL FUND Fund III Co-Investment	BOSTON	MA	SOLAMERE CAPITAL FUND Fund III Co-Investment		04/29/2019		11,859				2.850
000000-00-0	TRUARC PARTNERS TruArc Partners LP	NEW YORK	NY	TRUARC PARTNERS TruArc Partners LP		04/07/2023		84,820			1,198,450	0.960
000000-00-0	Vestigo Ventures LP Vestigo Ventures Fund II LP	BOSTON	MA	Vestigo Ventures LP Vestigo Ventures Fund II LP		10/22/2020		250,000			1,000,000	4.270
1999999. Interests in Joint Ventures, Partnerships or Limited Liability Companies (Including Non-Registered Private Funds) - Common Stocks - Unaffiliated									0	24,324,876	0	XXX
000000-00-0	FT. WASHINGTON PRIVATE EQUITY XI L.P.	CINCINNATI	OH	FT. WASHINGTON PRIVATE EQUITY XI L.P.		05/16/2023		703,800				3.520
000000-00-0	FT. WASHINGTON PRIVATE EQUITY XI-B L.P.	CINCINNATI	OH	FT. WASHINGTON PRIVATE EQUITY XI-B L.P.		03/01/2022		1,545,900				97.720
2099999. Interests in Joint Ventures, Partnerships or Limited Liability Companies (Including Non-Registered Private Funds) - Common Stocks - Affiliated									0	2,249,700	0	XXX
000000-00-0	EQT Exeter Industrial Core Plus Fund IV	Conshohocken	PA	EQT Exeter		12/03/2021		610,000			1,430,000	0.160
000000-00-0	The Cincinnati Equity Fund III, LLC	Cincinnati	OH	3DC		01/05/2023		1,650,000				16.190
2199999. Interests in Joint Ventures, Partnerships or Limited Liability Companies (Including Non-Registered Private Funds) - Real Estate - Unaffiliated									0	2,260,000	0	XXX
000000-00-0	Al. Neyer Industrial Fund II-0, LLC	Cincinnati	OH	Al. Neyer		08/12/2022		540,000			6,859,579	11.920
000000-00-0	W&S Real Estate Holdings LLC	Cincinnati	OH	WSLIC		12/01/2006		28,968,382	46,932,129		122,609,118	100.000
000000-00-0	Queen City Square, LLC	Cincinnati	OH	INTERNAL TRANSFER		06/08/2004		10,473,750				99.750
2299999. Interests in Joint Ventures, Partnerships or Limited Liability Companies (Including Non-Registered Private Funds) - Real Estate - Affiliated									46,932,129	39,982,132	0	XXX
000000-00-0	Eagle Realty Group LLC	CINCINNATI	OH	Eagle Realty Group LLC		04/01/2025		3,737,565				
2699999. Interests in Joint Ventures, Partnerships or Limited Liability Companies (Including Non-Registered Private Funds) - Other - Affiliated									3,737,565	0	0	XXX
668138-AF-7	NORTHWESTERN MUTUAL LIFE 6.17% Due 5/29/2055 JD30			NORTHWESTERN MUTUAL LIFE 6.17% Due 5/29/2055 JD30	1.D	05/29/2025		5,999,520				

STATEMENT AS OF JUNE 30, 2025 OF THE The Western and Southern Life Insurance Company

SCHEDULE BA - PART 2

Showing Other Long-Term Invested Assets ACQUIRED AND ADDITIONS MADE During the Current Quarter

1	2	Location		5	6	7	8	9	10	11	12	13
		3	4									
CUSIP Identification	Name or Description	City	State	Name of Vendor or General Partner	NAIC Designation, NAIC Designation Modifier and SVO Administrative Symbol	Date Originally Acquired	Type and Strategy	Actual Cost at Time of Acquisition	Additional Investment Made After Acquisition	Amount of Encumbrances	Commitment for Additional Investment	Percentage of Ownership
2799999. Surplus Notes - Unaffiliated								5,999,520	0	0	0	XXX
6899999. Total - Unaffiliated								5,999,520	35,065,214	0	72,861,367	XXX
6999999. Total - Affiliated								50,669,694	112,839,499	0	129,468,697	XXX
7099999 - Totals								56,669,214	147,904,713	0	202,330,064	XXX

SCHEDULE BA - PART 3

Showing Other Long-Term Invested Assets DISPOSED, Transferred or Repaid During the Current Quarter

1	2	Location		5	6	7	8	Change in Book/Adjusted Carrying Value						15	16	17	18	19	20
		3	4					9	10	11	12	13	14						
CUSIP Identification	Name or Description	City	State	Name of Purchaser or Nature of Disposal	Date Originally Acquired	Disposal Date	Book/ Adjusted Carrying Value Less Encumbrances, Prior Year	Unrealized Valuation Increase/ (Decrease)	Current Year's (Depreciation) or (Amortization)/ Accretion	Current Year's Other Than Temporary Impairment Recognized	Capitalized Deferred Interest and Other	Total Change in Book/ Adjusted Carrying Value (9+10-11+12)	Total Foreign Exchange Change in Book/ Adjusted Carrying Value	Book/ Adjusted Carrying Value Less Encumbrances on Disposal	Consideration	Foreign Exchange Gain (Loss) on Disposal	Realized Gain (Loss) on Disposal	Total Gain (Loss) on Disposal	Investment Income
81375P-10-1	Securities Lending Fund, LLC	CINCINNATI	OH	Securities Lending Fund, LLC	05/07/2024	06/30/2025	69,240,176					0		69,240,176	69,240,176			0	
1499999. Interests in Joint Ventures, Partnerships or Limited Liability Companies (Including Non-Registered Private Funds) - NAIC Designation							69,240,176	0	0	0	0	0	0	69,240,176	69,240,176	0	0	0	0
Assigned by the SVO - Bonds - Affiliated																			
000000-00-0	ABRY ADVANCED SECURITIES FUND IV	CAYMAN ISLANDS	CYM	ABRY ADVANCED SECURITIES FUND IV	02/20/2019	05/09/2025	6,201,375					0		6,201,375	6,201,375			0	
000000-00-0	Audax Direct Lending Solutions D	WILMINGTON	DE	Audax Direct Lending Solutions D	10/24/2018	04/04/2025	272,762					0		272,762	272,762			0	
000000-00-0	AUDAX MEZZANINE IV	WILMINGTON	DE	AUDAX MEZZANINE IV	09/30/2016	06/16/2025	254,420					0		254,420	254,420			0	
000000-00-0	ABRY ADVANCED SECURITIES FUND LP	CAYMAN ISLANDS	CYM	ABRY ADVANCED SECURITIES FUND LP	08/01/2008	04/23/2025	1,144					0		1,144	1,144			0	
000000-00-0	ABRY SENIOR EQUITY III LP	BOSTON	MA	ABRY SENIOR EQUITY III LP	08/09/2010	04/22/2025	32,896					0		32,896	32,896			0	
000000-00-0	Benefit Street Partners Debt Fund IV LP	WILMINGTON	DE	Benefit Street Partners Debt Fund IV LP	01/24/2017	04/02/2025	659,898					0		659,898	659,898			0	
000000-00-0	CONGRUENT CREDIT STRATEGIES Opportunities Fund III	DALLAS	TX	CONGRUENT CREDIT STRATEGIES Opportunities Fund III	08/30/2013	05/29/2025	802,447					0		802,447	802,447			0	
000000-00-0	ENERGY FUND XV	LOS ANGELES	CA	ENERGY FUND XV	12/10/2010	06/06/2025	34,738					0		34,738	34,738			0	
000000-00-0	H.I.G. LP	MIAMI	FL	H.I.G. LP	06/17/2008	04/17/2025	420,342					0		420,342	420,342			0	
000000-00-0	MCP PRIVATE CAPITAL FUND II	CAYMAN ISLANDS	CYM	MCP PRIVATE CAPITAL FUND II	09/30/2014	04/01/2025	989,937					0		989,937	989,937			0	
000000-00-0	PROVIDENCE DEBT OPPS III L.P.	PROVIDENCE	RI	PROVIDENCE DEBT OPPS III L.P.	09/16/2013	04/02/2025	503,728					0		503,728	503,728			0	
000000-00-0	ROYALTY OPPORTUNITIES	LUXEMBOURG	LUX	ROYALTY OPPORTUNITIES	08/30/2011	04/21/2025	548,471					0		548,471	548,471			0	
000000-00-0	Summit Partners II LP	CAYMAN ISLANDS	CYM	Summit Partners II LP	11/25/2014	04/09/2025	413,655					0		413,655	413,655			0	
1599999. Interests in Joint Ventures, Partnerships or Limited Liability Companies (Including Non-Registered Private Funds) - NAIC Designation Not Assigned by the SVO - Bonds - Unaffiliated							11,135,813	0	0	0	0	0	0	11,135,813	11,135,813	0	0	0	0
000000-00-0	57 STARS Global Opportunity Fund 3	WASHINGTON	DC	57 STARS Global Opportunity Fund 3	06/04/2013	04/21/2025	565,395					0		565,395	565,395			0	
000000-00-0	ABRY VI LP	BOSTON	MA	ABRY VI LP	03/26/2008	04/08/2025	2,136					0		2,136	2,136			0	
000000-00-0	CINCYTECH FUND IV	CINCINNATI	OH	CINCYTECH FUND IV	04/27/2016	06/23/2025	52,330					0		52,330	52,330			0	
000000-00-0	CORSAIR III FS CAPITAL PARTNERS LP	NEW YORK	NY	CORSAIR III FS CAPITAL PARTNERS LP	06/29/2007	05/05/2025	989,319					0		989,319	989,319			0	
000000-00-0	CORSAIR IV FS CAPITAL PARTNERS LP	NEW YORK	NY	CORSAIR IV FS CAPITAL PARTNERS LP	06/20/2011	05/12/2025	774,279					0		774,279	774,279			0	
000000-00-0	DECHENG CAPITAL CHINA MGT Life Sciences Fund I LP	CAYMAN ISLANDS	CYM	DECHENG CAPITAL CHINA MGT Life Sciences Fund I LP	01/26/2012	04/08/2025	78,143					0		78,143	78,143			0	
000000-00-0	EnCap Energy Capital Fund IX	HOUSTON	TX	EnCap Energy Capital Fund IX	01/18/2013	04/11/2025	16,829					0		16,829	16,829			0	

STATEMENT AS OF JUNE 30, 2025 OF THE The Western and Southern Life Insurance Company

SCHEDULE BA - PART 3

Showing Other Long-Term Invested Assets DISPOSED, Transferred or Repaid During the Current Quarter

1	2	Location		5	6	7	8	Change in Book/Adjusted Carrying Value						15	16	17	18	19	20
		3	4					9	10	11	12	13	14						
CUSIP Identification	Name or Description	City	State	Name of Purchaser or Nature of Disposal	Date Originally Acquired	Disposal Date	Book/ Adjusted Carrying Value Less Encumbrances, Prior Year	Unrealized Valuation Increase/ (Decrease)	Current Year's (Depreciation) or (Amortization)/ Accretion	Current Year's Other Than Temporary Impairment Recognized	Capitalized Deferred Interest and Other	Total Change in Book/ Adjusted Carrying Value (9+10-11+12)	Total Foreign Exchange Change in Book/ Adjusted Carrying Value	Book/ Adjusted Carrying Value Less Encumbrances on Disposal	Consideration	Foreign Exchange Gain (Loss) on Disposal	Realized Gain (Loss) on Disposal	Total Gain (Loss) on Disposal	Investment Income
000000-00-0	FTV Capital IV Further Global Capital Further Global	SAN FRANCISCO	CA	FTV Capital IV Further Global Capital Further Global	12/27/2013	05/15/2025	3,917,426					0		3,917,426	3,917,426			0	
000000-00-0	Capital	NEW YORK	NY	Capital	10/28/2019	06/30/2025	1,470,746					0		1,470,746	1,470,746			0	
000000-00-0	HITECVISION VI	GUERNSEY	GBR	HITECVISION VI	12/16/2011	06/11/2025	37,943					0		37,943	37,943			0	
000000-00-0	SILVER LAKE PARTNERS L.P	WILMINGTON	DE	SILVER LAKE PARTNERS L.P	04/30/2019	05/30/2025	13,660					0		13,660	13,660			0	
000000-00-0	SixThirty III LP	ST LOUIS	MO	SixThirty III LP	10/21/2021	04/15/2025	69,703					0		69,703	69,703			0	
000000-00-0	SNOW PHIPPS III LP	NEW YORK	NY	SNOW PHIPPS III LP	01/19/2017	06/17/2025	6,321					0		6,321	6,321			0	
000000-00-0	SOLAMERE CAPITAL FUND Fund II A	BOSTON	MA	SOLAMERE CAPITAL FUND Fund II A	06/20/2014	06/11/2025	1,467,848					0		1,467,848	1,467,848			0	
000000-00-0	SOLAMERE CAPITAL FUND Fund III	BOSTON	MA	SOLAMERE CAPITAL FUND Fund III	11/20/2018	04/04/2025	5,424,132					0		5,424,132	5,424,132			0	
000000-00-0	SOLAMERE CAPITAL FUND Fund III Co-Investment	BOSTON	MA	SOLAMERE CAPITAL FUND Fund III Co-Investment	04/29/2019	04/04/2025	417,311					0		417,311	417,311			0	
000000-00-0	SOLAMERE CAPITAL FUND II A Co-Investment	BOSTON	MA	SOLAMERE CAPITAL FUND II A Co-Investment	11/03/2014	06/12/2025	197,143					0		197,143	197,143			0	
000000-00-0	TRUARC PARTNERS TruArc Partners LP	NEW YORK	NY	TRUARC PARTNERS TruArc Partners LP	04/07/2023	04/22/2025	30,926					0		30,926	30,926			0	
1999999. Interests in Joint Ventures, Partnerships or Limited Liability Companies (Including Non-Registered Private Funds) - Common Stocks - Unaffiliated							15,531,590	0	0	0	0	0	0	15,531,590	15,531,590	0	0	0	0
000000-00-0	FT. WASHINGTON PRIVATE EQUITY IV L.P.	CINCINNATI	OH	FT. WASHINGTON PRIVATE EQUITY IV L.P.	12/08/2000	06/18/2025	150,000					0		150,000	150,000			0	
000000-00-0	FT. WASHINGTON PRIVATE EQUITY V L.P.	CINCINNATI	OH	FT. WASHINGTON PRIVATE EQUITY V L.P.	05/15/2006	06/18/2025	225,000					0		225,000	225,000			0	
000000-00-0	FT. WASHINGTON PRIVATE EQUITY VII L.P.	CINCINNATI	OH	FT. WASHINGTON PRIVATE EQUITY VII L.P.	07/23/2010	06/18/2025	1,012,780					0		1,012,780	1,012,780			0	
000000-00-0	FT. WASHINGTON PRIVATE EQUITY VIII L.P.	CINCINNATI	OH	FT. WASHINGTON PRIVATE EQUITY VIII L.P.	11/25/2014	06/24/2025	2,487,563					0		2,487,563	2,487,563			0	
000000-00-0	FT. WASHINGTON PRIVATE EQUITY IX L.P.	CINCINNATI	OH	FT. WASHINGTON PRIVATE EQUITY IX L.P.	07/17/2017	06/30/2025	113,125					0		113,125	113,125			0	
000000-00-0	FT. WASHINGTON PRIVATE EQUITY VIII-B L.P.	CINCINNATI	OH	FT. WASHINGTON PRIVATE EQUITY VIII-B L.P.	12/17/2013	06/24/2025	1,282,500					0		1,282,500	1,282,500			0	
000000-00-0	FT. WASHINGTON PRIVATE EQUITY IX-B L.P.	CINCINNATI	OH	FT. WASHINGTON PRIVATE EQUITY IX-B L.P.	06/10/2016	06/30/2025	1,834,174					0		1,834,174	1,834,174			0	
000000-00-0	FT. WASHINGTON PRIVATE EQUITY XI L.P.	CINCINNATI	OH	FT. WASHINGTON PRIVATE EQUITY XI L.P.	05/16/2023	05/30/2025	124,200					0		124,200	124,200			0	
000000-00-0	FT. WASHINGTON PRIVATE EQUITY XI-B L.P.	CINCINNATI	OH	FT. WASHINGTON PRIVATE EQUITY XI-B L.P.	03/01/2022	05/30/2025	1,159,425					0		1,159,425	1,159,425			0	
2099999. Interests in Joint Ventures, Partnerships or Limited Liability Companies (Including Non-Registered Private Funds) - Common Stocks - Affiliated							8,388,767	0	0	0	0	0	0	8,388,767	8,388,767	0	0	0	0
000000-00-0	Chestnut Healthcare Partners II, L.P.	Chattanooga	TN	Cash Return Dist.	09/28/2021	06/10/2025	17,011,589					0		70,361	70,361			0	
000000-00-0	W&S REAL ESTATE HOLDINGS LLC	Cincinnati	OH	Cash Return Dist.	12/01/2006	06/27/2025	1,339,407,497			0		0		12,194,743	12,194,743			0	15,874,205
000000-00-0	Al. Neyer Industrial Fund II-Q, LLC	Cincinnati	OH	Al. Neyer	08/12/2022	04/24/2025	10,434,624					0		554,313	554,313			0	
2299999. Interests in Joint Ventures, Partnerships or Limited Liability Companies (Including Non-Registered Private Funds) - Real Estate - Affiliated							1,366,853,710	0	0	0	0	0	0	12,819,416	12,819,416	0	0	0	15,874,205
000000-00-0	W & S Investment Holdings LLC	CINCINNATI	OH	W & S Investment Holdings LLC	12/01/2006	04/01/2025	180,742,693	(103,605,189)				(103,605,189)		77,137,504	77,137,504			0	
2699999. Interests in Joint Ventures, Partnerships or Limited Liability Companies (Including Non-Registered Private Funds) - Other - Affiliated							180,742,693	(103,605,189)	0	0	0	0	(103,605,189)	0	77,137,504	77,137,504	0	0	0
34918T-AC-0	Fort Washington 20212A FWIA CLO 2021-2A SUB Adj % Due 10/20/2034 JAJ020	CINCINNATI	OH	Fort Washington 20212A FWIA CLO 2021-2A SUB Adj % Due 10/20/2034 JAJ020	09/15/2021	04/22/2025	2,879,414					0		2,879,414	2,879,414			0	
4599999. Residual Tranches or Interests with Underlying Assets Having Characteristics of Bonds - Affiliated							2,879,414	0	0	0	0	0	0	2,879,414	2,879,414	0	0	0	0
6899999. Total - Unaffiliated							26,667,403	0	0	0	0	0	0	26,667,403	26,667,403	0	0	0	0
6999999. Total - Affiliated							1,628,104,760	(103,605,189)	0	0	0	(103,605,189)	0	170,465,277	170,465,277	0	0	0	15,874,205
7099999 - Totals							1,654,772,163	(103,605,189)	0	0	0	(103,605,189)	0	197,132,680	197,132,680	0	0	0	15,874,205

STATEMENT AS OF JUNE 30, 2025 OF THE The Western and Southern Life Insurance Company

SCHEDULE D - PART 3

Show All Long-Term Bonds and Stock Acquired During the Current Quarter

1	2	3	4	5	6	7	8	9
CUSIP Identification	Description	Date Acquired	Name of Vendor	Number of Shares of Stock	Actual Cost	Par Value	Paid for Accrued Interest and Dividends	NAIC Designation, NAIC Designation Modifier and SVO Administrative Symbol
912810-SP-4	U S TREASURY 1.375% 08/15/5005/22/2025	MORGAN STANLEY FIXED INC	15,448,391	33,100,000	121,953	1.A
91282C-GO-8	US TREASURY NOTES 4.000% 02/28/3005/22/2025	SMBC NIKKO	223,849	225,000	2,054	1.A
91282C-HR-5	US TREASURY NOTES 4.000% 07/31/3005/22/2025	SMBC NIKKO	449,480	453,000	5,606	1.A
91282C-MU-2	US TREASURY NOTES 4.000% 03/31/3005/22/2025	SMBC NIKKO	223,674	225,000	1,303	1.A
0019999999. Subtotal - Issuer Credit Obligations - U.S. Government Obligations (Exempt from RBC)					16,345,394	34,003,000	130,916	XXX
PORTCI-NN-T	PORT OF GREATER CINCINNATI DEV NOTE SERIES 2021 0.150% 06/01/2604/01/2025	PRIVATE PLACEMENT	80,000	80,000	0	5.B GI
0059999999. Subtotal - Issuer Credit Obligations - Municipal Bonds - Special Revenues					80,000	80,000	0	XXX
02079K-AM-9	ALPHABET 5.250% 05/15/5504/28/2025	J P MORGAN SEC	9,904,200	10,000,000	0	1.C FE
084664-DB-4	BERKSHIRE HATHAWAY INC 3.850% 03/15/5204/22/2025	DEUTSCHE BANK	8,045,499	10,830,000	44,012	1.C FE
20826F-CA-2	CONOCOPHIL CO 5.200% 06/01/4506/18/2025	Tax Free Exchange	3,997,909	4,000,000	9,822	1.G FE
31428X-CE-4	FEDEX CORP 3.250% 05/15/4104/03/2025	J P MORGAN SEC	3,484,050	5,000,000	62,743	2.B FE
375558-CE-1	GILEAD SCIENCES INC 5.600% 11/15/6404/22/2025	HONG KONG SHANGHAI BK	9,448,900	10,000,000	238,000	1.G FE
402740-AB-0	GULFSTREAM NATURAL GAS 6.190% 11/01/2505/07/2025	J P MORGAN SEC	1,081,773	1,075,000	1,294	2.B FE
402740-AD-6	GULFSTREAM NATURAL GAS 4.600% 09/15/2506/26/2025	DAIWA SECURITIES AMERICA	1,648,631	1,650,000	21,505	2.B FE
404119-BO-1	HCA INC 5.250% 04/15/2504/04/2025	BANK of AMERICA SEC	5,500,000	5,500,000	137,958	2.C FE
45138L-BL-6	IDAHO POWER CORP 5.700% 03/15/5505/19/2025	MITSUBISHI UFJ SECURITIES	3,974,885	4,190,000	44,449	1.G FE
571748-CD-2	MARSH & MCLENNAN 5.400% 03/15/5505/15/2025	RBC/DAIN	9,329,000	10,000,000	91,500	1.G FE
678858-BY-6	OKLAHOMA GAS & ELECTRIC 5.600% 04/01/5305/09/2025	OPPENHEIMER & CO	2,846,400	3,000,000	19,133	1.G FE
682680-CW-1	ONEOK INC 5.600% 04/01/4406/16/2025	Tax Free Exchange	4,787,291	5,000,000	58,333	2.B FE
78409V-BM-5	S&P GLOBAL INC 3.900% 03/01/6204/25/2025	J P MORGAN SEC	5,224,163	7,094,000	43,805	1.G FE
89417E-AS-8	TRAVELERS COS INC 5.450% 05/25/5304/24/2025	GOLDMAN SACHS	9,660,900	10,000,000	227,083	1.F FE
927804-GS-7	VIRGINIA ELECTRIC & POWER 5.550% 08/15/5405/19/2025	CITADEL SECURITIES LLC	5,296,499	5,755,000	84,287	1.G FE
94106L-BM-0	WASTE MANAGEMENT INC 2.500% 11/15/5005/01/2025	SUSQUEHANNA	1,524,402	2,632,000	30,524	1.G FE
000000-00-0	PETRONAS CAPITAL LTD 5.848% 04/03/5505/19/2025	Various	4,886,200	5,000,000	38,174	1.G FE
539439-AM-1	LLOYDS BANKING GROUP PLC 4.582% 12/10/2505/06/2025	BARCLAYS	758,579	760,000	14,219	2.A FE
80414L-3F-0	SAUDI ARABIAN OIL CO 6.375% 06/02/5505/27/2025	J P MORGAN SEC	6,877,010	7,000,000	0	1.E FE
0089999999. Subtotal - Issuer Credit Obligations - Corporate Bonds (Unaffiliated)					98,276,291	108,486,000	1,166,841	XXX
0489999999. Total - Issuer Credit Obligations (Unaffiliated)					114,701,685	142,569,000	1,297,757	XXX
0499999999. Total - Issuer Credit Obligations (Affiliated)					0	0	0	XXX
0509999997. Total - Issuer Credit Obligations - Part 3					114,701,685	142,569,000	1,297,757	XXX
0509999998. Total - Issuer Credit Obligations - Part 5					XXX	XXX	XXX	XXX
0509999999. Total - Issuer Credit Obligations					114,701,685	142,569,000	1,297,757	XXX
3136AU-Q9-5	FNR 2016-98 BZ 4.000% 01/25/5706/01/2025	Interest Capitalization	116,628	116,628	0	1.A
3140LF-EK-6	FNMA BS4637 POOL # BS4637 2.400% 01/01/3704/24/2025	NATIONAL ALLIANCE SECURITIES	769,688	1,000,000	1,867	1.A
3140LF-EL-4	FNMA BS4637 POOL # BS4638 2.400% 01/01/3704/24/2025	NATIONAL ALLIANCE SECURITIES	1,539,375	2,000,000	3,733	1.A
1039999999. Subtotal - Asset-Backed Securities - Financial Asset-Backed - Self-Liquidating - Agency Residential Mortgage-Backed Securities - Not/Partially Guaranteed (Not Exempt from RBC)					2,425,691	3,116,628	5,600	XXX
52523K-AJ-3	LXS 2006-17 WF5 6.450% 12/25/4204/01/2025	Interest Capitalization	3	3	0	1.A FM
1059999999. Subtotal - Asset-Backed Securities - Financial Asset-Backed - Self-Liquidating - Non-Agency Residential Mortgage-Backed Securities (Unaffiliated)					3	3	0	XXX
96043C-AF-7	Westlake Automob20243A ivable 4.920% 11/15/2904/01/2025	SMBC NIKKO	3,500,000	3,500,000	8,132	1.F FE
1119999999. Subtotal - Asset-Backed Securities - Financial Asset-Backed - Self-Liquidating - Other Financial Asset-Backed Securities - Self-Liquidating (Unaffiliated)					3,500,000	3,500,000	8,132	XXX
1889999999. Total - Asset-Backed Securities (Unaffiliated)					5,925,694	6,616,631	13,732	XXX
1899999999. Total - Asset-Backed Securities (Affiliated)					0	0	0	XXX
1909999997. Total - Asset-Backed Securities - Part 3					5,925,694	6,616,631	13,732	XXX
1909999998. Total - Asset-Backed Securities - Part 5					XXX	XXX	XXX	XXX
1909999999. Total - Asset-Backed Securities					5,925,694	6,616,631	13,732	XXX
2009999999. Total - Issuer Credit Obligations and Asset-Backed Securities					120,627,379	149,185,631	1,311,489	XXX
4509999997. Total - Preferred Stocks - Part 3					0	XXX	0	XXX
4509999998. Total - Preferred Stocks - Part 5					XXX	XXX	XXX	XXX
4509999999. Total - Preferred Stocks					0	XXX	0	XXX
009066-10-1	AIRBND INC-CLASS A COMMON05/19/2025	Various	1,412,000	168,396	0	0
02079K-10-7	ALPHABET CLASS C05/19/2025	PERSHING	1,065,000	177,346	0	0

STATEMENT AS OF JUNE 30, 2025 OF THE The Western and Southern Life Insurance Company

SCHEDULE D - PART 3

Show All Long-Term Bonds and Stock Acquired During the Current Quarter

1	2	3	4	5	6	7	8	9
CUSIP Identification	Description	Date Acquired	Name of Vendor	Number of Shares of Stock	Actual Cost	Par Value	Paid for Accrued Interest and Dividends	NAIC Designation, NAIC Designation Modifier and SVO Administrative Symbol
02215L-20-9	ALTUS MIDSTREAM CO -A COMMON	..06/13/2025	Various	33,297.000	1,506,411		0	
023135-10-6	AMAZON.COM INC	..05/19/2025	PERSHING	900.000	184,887		0	
03076K-10-8	AMERIS BANCORP COMMON	..05/13/2025	Various	1,390.000	83,871		0	
03676B-10-2	ANTERO MIDSTREAM CORP	..05/16/2025	Various	56,272.000	940,592		0	
037833-10-0	APPLE INC	..05/19/2025	PERSHING	1,080.000	224,343		0	
038222-10-5	APPLIED MATERIALS	..05/19/2025	Various	522.000	78,097		0	
060505-10-4	BANK OF AMERICA CORP	..05/19/2025	PERSHING	1,870.000	83,837		0	
075887-10-9	BECTON DICKINSON	..05/27/2025	Various	2,866.000	495,161		0	
084670-70-2	BERKSHIRE HATHAWAY INC DEL CL B	..05/19/2025	PERSHING	170.000	86,989		0	
09073M-10-4	BIO-TECHNE CORP COMMON	..04/23/2025	Various	210.000	10,783		0	
097023-10-5	BOEING CO	..05/19/2025	PERSHING	320.000	65,419		0	
110122-10-8	BRISTOL-MYERS SQUIBB	..05/19/2025	PERSHING	975.000	45,728		0	
141788-10-9	CARGURUS INC COMMON	..06/06/2025	JEFFERIES & CO	180.000	5,761		0	
16411R-20-8	CHENIERE ENERGY INC	..06/04/2025	RAYMOND JAMES	528.000	127,002		0	
20030N-10-1	COMCAST CORP CL A	..05/19/2025	PERSHING	1,040.000	36,857		0	
22002T-10-8	CORPORATE OFFICE PROPERTIES REIT	..06/30/2025	WILLIAM BLAIR	205.000	5,652		0	
23345M-10-7	DT MIDSTREAM INC COMMON	..06/30/2025	Various	47,466.000	4,492,716		0	
254687-10-6	DISNEY	..05/19/2025	Various	4,598.000	429,058		0	
25862V-10-5	DOUBLEVERIFY HOLDINGS INC COMMON	..06/03/2025	Various	8,160.000	113,674		0	
26614N-10-2	DUPONT DE NEMOURS INC	..05/19/2025	PERSHING	585.000	40,193		0	
26622P-10-7	DOXIMITY INC-CLASS A COMMON	..04/23/2025	RAYMOND JAMES	100.000	5,524		0	
29273V-10-0	ENERGY TRANSFER EQUITY LP	..06/30/2025	Various	143,987.000	2,500,958		0	
293792-10-7	ENTERPRISE PRODUCTS PARTNERS	..04/02/2025	RAYMOND JAMES	26,738.000	907,306		0	
30231G-10-2	EXXON MOBIL CORP	..05/19/2025	PERSHING	565.000	60,273		0	
30303M-10-2	Meta Platforms, Inc	..05/19/2025	PERSHING	370.000	236,731		0	
35473P-88-4	FRANKLIN US MID CAP	..05/19/2025	PERSHING	10,035.000	550,585		0	
371927-10-4	GENESIS ENERGY L.P.	..05/08/2025	Various	178,241.000	2,476,760		0	
379577-20-8	GLOBUS MEDICAL INC - A	..05/08/2025	Various	2,500.000	181,522		0	
38141G-10-4	GOLDMAN SACHS GROUP INC	..05/19/2025	PERSHING	165.000	100,604		0	
40412C-10-1	HCA HOLDINGS INC	..05/19/2025	PERSHING	150.000	58,082		0	
428103-10-5	HESS MIDSTREAM LP - CLASS A COMMON	..06/30/2025	Various	2,570.000	97,677		0	
443510-60-7	HUBBELL INC -CL B	..05/19/2025	PERSHING	85.000	33,175		0	
459506-10-1	Fragrances Inc COMMON	..05/19/2025	PERSHING	345.000	26,650		0	
478160-10-4	JOHNSON & JOHNSON	..05/19/2025	PERSHING	385.000	58,519		0	
48020Q-10-7	JONES LANG LASALLE INC	..05/19/2025	PERSHING	170.000	39,222		0	
500688-10-6	KOSMOS ENERGY LTD COMMON	..04/03/2025	RAYMOND JAMES	74,478.000	150,446		0	
517834-10-7	LAS VEGAS SANDS CORP COMMON	..05/19/2025	Various	26,656.000	988,141		0	
532457-10-8	ELI LILLY	..05/19/2025	PERSHING	45.000	33,875		0	
570535-10-4	MARKEL CORP COMMON	..05/19/2025	PERSHING	35.000	66,943		0	
584918-10-4	MICROSOFT CORP	..05/19/2025	PERSHING	660.000	301,661		0	
61174X-10-9	MONSTER BEVERAGE CORP	..05/19/2025	PERSHING	695.000	43,651		0	
64110L-10-6	NETFLIX INC	..05/19/2025	PERSHING	35.000	41,573		0	
65342K-10-5	NEXTDECADE CORP COMMON	..05/20/2025	Various	204,914.000	1,336,000		0	
67066G-10-4	NVIDIA CORP	..05/19/2025	Various	2,935.000	330,523		0	
682680-10-3	ONEOK INC	..06/13/2025	RAYMOND JAMES	8,057.000	688,918		0	
68389X-10-5	ORACLE CORP	..05/19/2025	PERSHING	485.000	78,299		0	
68404L-20-1	OPTION HEALTHCARE COMMON	..06/30/2025	Various	306.000	9,820		0	
75513E-10-1	RAYTHEON TECH CORP	..05/19/2025	PERSHING	405.000	55,525		0	

STATEMENT AS OF JUNE 30, 2025 OF THE The Western and Southern Life Insurance Company

SCHEDULE D - PART 3

Show All Long-Term Bonds and Stock Acquired During the Current Quarter

1	2	3	4	5	6	7	8	9
CUSIP Identification	Description	Date Acquired	Name of Vendor	Number of Shares of Stock	Actual Cost	Par Value	Paid for Accrued Interest and Dividends	NAIC Designation, NAIC Designation Modifier and SVO Admini- strative Symbol
76680R-20-6	RINGCENTRAL INC-CLASS A COMMON06/30/2025	Various983.00022,62600
78467J-10-0	SS&C TECHNOLOGIES05/19/2025	PERSHING490.00039,03700
79466L-30-2	SALESFORCE.COM INC05/19/2025	PERSHING260.00075,13300
806857-10-8	SCHLUMBERGER LTD05/19/2025	PERSHING480.00016,91300
808513-10-5	SCHWAB CORP05/19/2025	PERSHING755.00067,27500
85254J-10-2	STAG INDUSTRIAL INC REIT06/30/2025	RAYMOND JAMES111.0003,98700
854502-10-1	STANLEY BLACK & DECKER INC05/19/2025	PERSHING280.00019,66000
855244-10-9	STARBUCKS CORP05/19/2025	PERSHING315.00026,76900
87612G-10-1	TARGA RESOURCES CORP04/08/2025	Various12,530.0002,143,23600
882508-10-4	TEXAS INSTRUMENTS05/19/2025	PERSHING295.00055,14900
90353T-10-0	UBER05/29/2025	Various6,701.000506,48400
907818-10-8	UNION PACIFIC CORP04/29/2025	S. C. BERNSTEIN2,275.000488,28200
91324P-10-2	UNITEDHEALTH GROUP INC05/19/2025	Various179.00058,13000
92343X-10-0	VERINT SYSTEMS INC04/14/2025	Various243.0003,86500
92826C-83-9	VISA INC05/19/2025	PERSHING285.000104,78800
931142-10-3	WAL-MART05/19/2025	PERSHING865.00084,63600
947890-10-9	WEBSTER FINANCIAL CORP04/11/2025	JEFFERIES & CO2,590.000109,22600
969457-10-0	WILLIAMS COS INC06/30/2025	TRUIST850.00053,41400
98138H-10-1	WORKDAY INC-CLASS A05/19/2025	PERSHING155.00042,21300
G5960L-10-3	MDT05/19/2025	PERSHING750.00064,88700
83671M-10-5	SOUTH BOW CORP-W/I COMMON06/04/2025	RBC/DAIN3,350.00089,26400
000000-00-0	PEMBINA PIPELINE CORP05/09/2025	Various100,734.0003,824,24700
29250N-10-5	ENBRIDGE INC06/13/2025	Various127,271.0005,861,73600
58151K-10-8	METHANEX CORP06/05/2025	RAYMOND JAMES6,384.000217,11900
G98196-10-1	WNS HOLDINGS LTD COMMON06/06/2025	Various150.0008,91800
G9456A-10-0	GOLAR LNG LTD COMMON06/30/2025	Various72,060.0002,777,05500
25243Q-20-5	DIAGEO PLC ADR05/19/2025	PERSHING230.00026,27800
874039-10-0	TAIWAN SEMICONDUCTOR-SP ADR RECEIPTS05/19/2025	PERSHING290.00055,67700
G4209G-20-7	GULF KEYSTONE PETROLEUM LTD COMMON04/03/2025	JP MORGAN - EQ42,500.00095,73800
G5509L-10-1	LIVANOVA PLC COMMON04/23/2025	Various310.00010,89600
5019999999. Subtotal - Common Stocks - Industrial and Miscellaneous (Unaffiliated) Publicly Traded					37,814,374	XXX	0	XXX
41665H-49-0	HRTFRD SCHR EM MKRT EQ-I MUTUAL FUND05/19/2025	PERSHING16,775.000339,69400
72201F-49-0	PIMCO E/M LCL CLR & BND-INST MUTUAL FUND05/19/2025	Various43,708.609462,08000
746745-40-5	ISHARES PUTNAM LARGE CAP VALUE-Y04/01/2025	Various10.00036400
89154Q-18-2	TOUCHSTONE INTERNATIONAL EQUITY-Y06/27/2025	TOUCHSTONE SECURITIES326.9865,15000
89154Q-22-4	TOUCHSTONE SMALL COMPANY-Y06/27/2025	TOUCHSTONE SECURITIES7,778.99850,62500
89154W-78-3	TOUCHSTONE ACTIVE BOND - CLASS I05/19/2025	PERSHING3,211.99130,01200
89154W-79-1	TOUCHSTONE CORE BOND FUND-Y06/27/2025	TOUCHSTONE SECURITIES10,188.58495,70900
89154W-81-7	TOUCHSTONE HIGH YIELD-Y06/27/2025	TOUCHSTONE SECURITIES4,344.20633,31900
89154X-22-9	TOUCHSTONE FOCUSED EQUITY FUND CLASS Y06/27/2025	TOUCHSTONE SECURITIES660.35045,77500
89154X-44-3	TOUCHSTONE VALUE FUND CLASS Y06/27/2025	TOUCHSTONE SECURITIES2,898.03833,24000
89154X-53-4	TOUCHSTONE MID CAP GROWTH - Y06/27/2025	TOUCHSTONE SECURITIES335.07612,25000
89154X-63-3	TOUCHSTONE LARGE CAP GROWTH FUND CLASS I06/27/2025	TOUCHSTONE SECURITIES72.6082,10000
89155H-37-1	TOUCHSTONE MID CAP VALUE FUND CLASS Y06/27/2025	TOUCHSTONE SECURITIES432.1629,20000
89155H-82-7	TOUCHSTONE SANDS CAPITAL SELECT CLASS Y06/27/2025	TOUCHSTONE SECURITIES966.01716,10000
89155T-66-4	TOUCHSTONE ULTRA SHORT FIXED CLASS Y06/02/2025	TOUCHSTONE SECURITIES7,352.76767,86200
5329999999. Subtotal - Common Stocks - Mutual Funds - Designations Not Assigned by the SVO					1,203,480	XXX	0	XXX
89154V-83-5	TOUCHSTONE CORE MUNICIPAL BOND FUND INSTITUTIO06/03/2025	TOUCHSTONE SECURITIES11,594.480123,21000

STATEMENT AS OF JUNE 30, 2025 OF THE The Western and Southern Life Insurance Company

SCHEDULE D - PART 3

Show All Long-Term Bonds and Stock Acquired During the Current Quarter

1	2	3	4	5	6	7	8	9
CUSIP Identification	Description	Date Acquired	Name of Vendor	Number of Shares of Stock	Actual Cost	Par Value	Paid for Accrued Interest and Dividends	NAIC Designation, NAIC Designation Modifier and SVO Admini- strative Symbol
5919999999.	Subtotal - Common Stocks - Parent, Subsidiaries and Affiliates Publicly Traded				123,210	XXX	0	XXX
30304*-10-0	FABRIC FABRIC TECHNOLOGIES INC06/03/2025	Capital Contribution	0.000	2,600,000		0	
34919#-10-5	FT WASHINGTON INVESTMENT ADVIS04/01/2025	W-S LIFE INSURANCE	1,000.000	73,399,939		0	
5929999999.	Subtotal - Common Stocks - Parent, Subsidiaries and Affiliates Other				75,999,939	XXX	0	XXX
5989999997.	Total - Common Stocks - Part 3				115,141,003	XXX	0	XXX
5989999998.	Total - Common Stocks - Part 5				XXX	XXX	XXX	XXX
5989999999.	Total - Common Stocks				115,141,003	XXX	0	XXX
5999999999.	Total - Preferred and Common Stocks				115,141,003	XXX	0	XXX
6009999999.	Totals				235,768,382	XXX	1,311,489	XXX

STATEMENT AS OF JUNE 30, 2025 OF THE The Western and Southern Life Insurance Company

SCHEDULE D - PART 4

Show All Long-Term Bonds and Stock Sold, Redeemed or Otherwise Disposed of During the Current Quarter

1	2	3	4	5	6	7	8	9	Change In Book/Adjusted Carrying Value					15	16	17	18	19	20	21
									10	11	12	13	14							
CUSIP Identification	Description	Disposal Date	Name of Purchaser	Number of Shares of Stock	Consideration	Par Value	Actual Cost	Prior Year Book/ Adjusted Carrying Value	Unrealized Valuation Increase/ (Decrease)	Current Year's (Amortization)/ Accretion	Current Year's Other Than Temporary Impairment Recognized	Total Change in Book/ Adjusted Carrying Value (10 + 11 - 12)	Total Foreign Exchange Change in Book /Adjusted Carrying Value	Book/ Adjusted Carrying Value at Disposal Date	Foreign Exchange Gain (Loss) on Disposal	Realized Gain (Loss) on Disposal	Total Gain (Loss) on Disposal	Bond Interest/ Stock Dividends Received During Year	Stated Contractual Maturity Date	NAIC Designation, NAIC Designation Modifier and SVO Administrative Symbol
..690353-4D-6	DFC AGENCY DEBENTURES 4.600% 01/20/35	04/20/2025	Redemption 100.0000		69,500	69,500	69,500	69,500	0	0	0	0	0	69,500	0	0	0	1,619	01/20/2035	1.A
..690353-4W-4	DFC AGENCY DEBENTURES 4.500% 06/20/27	06/20/2025	Redemption 100.0000		231,667	231,667	231,667	231,681	0	(14)	0	(14)	0	231,667	0	0	0	5,205	06/20/2027	1.A
0019999999. Subtotal - Issuer Credit Obligations - U.S. Government Obligations (Exempt from RBC)					301,167	301,167	301,167	301,181	0	(14)	0	(14)	0	301,167	0	0	0	6,824	XXX	XXX
..546475-VT-8	LOUISIANA ST GAS & FUELS TAX R TRANSPORTATION 2.952% 05/01/41	04/08/2025	Call 81.9920		6,149,400	7,500,000	7,500,000	7,500,000	0	0	0	0	0	7,500,000	0	0	0	(1,254,045)	05/01/2041	1.C FE
..626207-YM-0	MEAG TXB PLT 6.655% 04/01/57	04/01/2025	Various		188,000	188,000	188,000	188,000	0	0	0	0	0	188,000	0	0	0	6,256	04/01/2057	1.F FE
..62630W-IV-4	TXBL MUNI FUNDING TRUST VARIOU GENERAL 4.650% 05/15/56	05/15/2025	Redemption 100.0000		200,000	200,000	200,000	200,000	0	0	0	0	0	200,000	0	0	0	4,180	05/15/2056	1.E FE
..PORTCI-NB-D	PORT OF GREATER CINCINNATI DEV BOND 0.150% 06/01/26	04/01/2025	Redemption 100.0000		80,000	80,000	80,000	80,000	0	0	0	0	0	80,000	0	0	0	0	06/01/2026	5.B GI
0059999999. Subtotal - Issuer Credit Obligations - Municipal Bonds - Special Revenues					6,617,400	7,968,000	7,968,000	7,968,000	0	0	0	0	0	7,968,000	0	0	0	(1,243,609)	XXX	XXX
..05351W-AC-7	AVANGRID INC 3.200% 04/15/25	04/15/2025	Maturity 965,000		965,000	965,000	965,000	965,000	0	6,504	0	6,504	0	965,000	0	0	0	15,440	04/15/2025	2.B FE
..06051G-FP-9	BANK OF AMERICA CORP 3.950% 04/21/25	04/21/2025	Maturity 327,000		327,000	327,000	326,189	0	0	811	0	811	0	327,000	0	0	0	6,458	04/21/2025	2.A FE
..20826F-BU-9	CONOCOPHIL CO 5.200% 06/01/45	06/18/2025	Tax Free Exchange 3,997,909		3,997,909	4,000,000	3,997,812	3,997,812	0	97	0	97	0	3,997,909	0	0	0	113,822	06/01/2045	1.F FE
..29336U-AC-1	ENLINK MISTREAM PARTNER 5.600% 04/01/44	06/16/2025	Tax Free Exchange 4,787,291		4,787,291	5,000,000	4,783,600	4,784,485	0	2,806	0	2,806	0	4,787,291	0	0	0	198,333	04/01/2044	2.B FE
..340711-AW-0	FLORIDA GAS TRANSMISSION 4.350% 07/15/25	06/27/2025	Call 100.0000		1,000,000	1,000,000	999,110	993,928	0	5,442	0	5,442	0	999,370	0	630	630	41,325	07/15/2025	2.B FE
..404119-BQ-1	HCA INC 5.250% 04/15/25	04/15/2025	Maturity 5,500,000		5,500,000	5,500,000	5,500,000	0	0	0	0	0	0	5,500,000	0	0	0	144,375	04/15/2025	2.C FE
..558903V-BE-2	MAGALLANES INC 5.141% 03/15/52	05/06/2025	Various 7,977,975		11,500,000	8,587,970	8,588,671	0	0	11,315	0	11,315	0	8,599,986	0	(622,011)	(622,011)	357,442	03/15/2052	2.C FE
..58942H-AA-9	MERCY HEALTHCARE SYSTEM 3.382% 11/01/25	06/10/2025	Call 100.0000		4,000,000	4,000,000	4,000,000	4,000,000	0	0	0	0	0	4,000,000	0	0	0	82,295	11/01/2025	1.E FE
..60856B-AC-8	MOLEX ELECTRONICS TECH 3.900% 04/15/25	04/15/2025	Maturity 498,000		498,000	498,000	497,676	0	0	324	0	324	0	498,000	0	0	0	9,711	04/15/2025	2.A FE
..64953B-BC-1	NEW YORK LIFE GLOBAL 4.980% 06/13/25	06/13/2025	Maturity 1,000,000		1,000,000	1,000,000	1,000,000	1,000,000	0	0	0	0	0	1,000,000	0	0	0	25,614	06/13/2025	1.A FE
..6944PL-2T-5	PACIFIC LIFE OF IL 5.180% 06/16/25	06/16/2025	Maturity 1,000,000		1,000,000	1,000,000	1,000,000	1,000,000	0	0	0	0	0	1,000,000	0	0	0	26,414	06/16/2025	1.D FE
..73102Q-AA-4	POLAR TANKERS INC 5.951% 05/10/37	05/10/2025	Various 617,106		617,106	617,106	587,396	606,392	0	10,714	0	10,714	0	617,106	0	0	0	18,362	05/10/2037	1.F FE
..830867-AA-5	DELTA AIR LINES/SKYMILES DELTA AIR CORP 4.500% 10/20/25	04/20/2025	Redemption 100.0000		187,500	187,500	186,536	186,834	0	666	0	666	0	187,500	0	0	0	4,219	10/20/2025	2.A FE
..92840V-AL-6	VISTRA OPERATIONS CO LLC 5.125% 05/13/25	05/13/2025	Maturity 1,572,000		1,572,000	1,572,000	1,572,353	1,572,353	0	(353)	0	(353)	0	1,572,000	0	0	0	40,283	05/13/2025	2.C FE
..95763P-EF-4	WESTERN ALLIANCE BANK 5.250% 06/01/30	06/02/2025	Call 100.0000		2,000,000	2,000,000	2,000,000	2,000,000	0	0	0	0	0	2,000,000	0	0	0	52,500	06/01/2030	2.C FE
..976656-BP-2	WISC ELEC POWER 6.500% 06/01/28	06/03/2025	KEY BANC-MCDONALD 13,735,130		13,735,130	13,000,000	11,930,090	12,722,859	0	31,528	0	31,528	0	12,754,386	0	980,744	980,744	428,278	06/01/2028	1.G FE
..05971K-AE-9	BANCO SANTANDER SA 2.746% 05/28/25	05/28/2025	Maturity 925,000		925,000	925,000	917,628	0	0	7,372	0	7,372	0	925,000	0	0	0	12,700	05/28/2025	1.G FE
..24820R-AG-3	STATOIL 6.500% 12/01/28	05/12/2025	Various 21,694,942		20,340,000	19,072,098	19,982,093	0	0	26,515	0	26,515	0	20,008,608	0	1,686,334	1,686,334	543,126	12/01/2028	1.D FE
..80414L-3F-0	SAUDI ARABIAN OIL CO 6.375% 06/02/55	05/28/2025	JPM FUNDS RECAP 6,877,500		7,000,000	7,000,000	6,877,010	0	0	0	0	0	0	6,877,010	0	490	490	0	06/02/2055	1.E FE
0089999999. Subtotal - Issuer Credit Obligations - Corporate Bonds (Unaffiliated)					78,662,353	80,431,606	74,775,397	62,393,923	0	103,741	0	103,741	0	76,616,166	0	2,046,187	2,046,187	2,120,697	XXX	XXX
..009089-AA-1	AIR CANADA 2013-1A PTT 4.125% 05/15/25	05/15/2025	Redemption 100.0000		447,499	447,499	444,595	445,646	0	1,853	0	1,853	0	447,499	0	0	0	9,230	05/15/2025	2.A FE
0129999999. Subtotal - Issuer Credit Obligations - Single Entity Backed Obligations (Unaffiliated)					447,499	447,499	444,595	445,646	0	1,853	0	1,853	0	447,499	0	0	0	9,230	XXX	XXX
..89157W-2Q-2	TOUCHSTONE STRATEGIC INCOME OPP ETF	04/15/2025	Gerber Gen 00000000	0.000	49,504,897	0	48,638,334	49,465,762	(827,428)	0	0	(827,428)	0	48,638,334	0	866,563	866,563	555,469		3.B
0149999999. Subtotal - Issuer Credit Obligations - SVO-Identified Bond Exchange Traded Funds - Fair Value					49,504,897	0	48,638,334	49,465,762	(827,428)	0	0	(827,428)	0	48,638,334	0	866,563	866,563	555,469	XXX	XXX
0489999999. Total - Issuer Credit Obligations (Unaffiliated)					135,533,316	89,148,272	132,127,493	120,574,512	(827,428)	105,580	0	(721,848)	0	133,971,166	0	2,912,750	2,912,750	1,448,611	XXX	XXX
0499999999. Total - Issuer Credit Obligations (Affiliated)					0	0	0	0	0	0	0	0	0	0	0	0	0	0	XXX	XXX
0509999997. Total - Issuer Credit Obligations - Part 4					135,533,316	89,148,272	132,127,493	120,574,512	(827,428)	105,580	0	(721,848)	0	133,971,166	0	2,912,750	2,912,750	1,448,611	XXX	XXX
0509999998. Total - Issuer Credit Obligations - Part 5					XXX	XXX	XXX	XXX	XXX	XXX	XXX	XXX	XXX	XXX	XXX	XXX	XXX	XXX	XXX	XXX
0509999999. Total - Issuer Credit Obligations					135,533,316	89,148,272	132,127,493	120,574,512	(827,428)	105,580	0	(721,848)	0	133,971,166	0	2,912,750	2,912,750	1,448,611	XXX	XXX
..36202K-UV-5	G2 G2 8696 4.625% 09/20/25	06/01/2025	Paydown 48		48	48	49	47	0	0	0	0	0	48	0	0	0	0	09/20/2025	1.A
..36207N-D4-3	GNMA GN 436723 7.500% 11/15/26	06/01/2025	Paydown 1,537		1,537	1,537	1,595	1,555	0	(18)	0	(18)	0	1,537	0	0	0	38	11/15/2026	1.A
..36210E-7C-7	GNMA 30 YR GN 490591 7.000% 09/15/28	06/01/2025	Paydown 624		624	624	639	636	0	(11)	0	(11)	0	624	0	0	0	15	09/15/2028	1.A
..36225C-EV-4	GNMA ARM G2 80147 5.000% 12/20/27	06/01/2025	Paydown 192		192	192	198	189	0	3	0	3	0	192	0	0	0	3	12/20/2027	1.A
1019999999. Subtotal - Asset-Backed Securities - Financial Asset-Backed - Self-Liquidating - Agency Residential Mortgage-Backed Securities - Guaranteed (Exempt from RBC)					2,401	2,401	2,481	2,427	0	(26)	0	(26)	0	2,401	0	0	0	57	XXX	XXX
..38373V-N8-9	GNMA - CMO 2002-81 Z 6.112% 09/16/42	06/01/2025	Paydown		10,727	10,727	10,615	10,686	0	42	0	42	0	10,727	0	0	0	273	09/16/2042	1.A

STATEMENT AS OF JUNE 30, 2025 OF THE The Western and Southern Life Insurance Company

SCHEDULE D - PART 4

Show All Long-Term Bonds and Stock Sold, Redeemed or Otherwise Disposed of During the Current Quarter

1	2	3	4	5	6	7	8	9	Change In Book/Adjusted Carrying Value					15	16	17	18	19	20	21
									10	11	12	13	14							
CUSIP Ident-ification	Description	Disposal Date	Name of Purchaser	Number of Shares of Stock	Consid-eration	Par Value	Actual Cost	Prior Year Book/ Adjusted Carrying Value	Unrealized Valuation Increase/ (Decrease)	Current Year's (Amor-tization)/ Accretion	Current Year's Other Than Temporary Impairment Recogn-ized	Total Change in Book/ Adjusted Carrying Value (10 + 11 - 12)	Total Foreign Exchange Change in Book /Adjusted Carrying Value	Book/ Adjusted Carrying Value at Disposal Date	Foreign Exchange Gain (Loss) on Disposal	Realized Gain (Loss) on Disposal	Total Gain (Loss) on Disposal	Bond Interest/ Stock Dividends Received During Year	Stated Con-tractual Maturity Date	NAIC Desig-nation, NAIC Desig-nation Modifier and SVO Admini-strative Symbol
..38373Y-6Z-2	GNMA - CMO 2003-16 Z 5.612% 02/16/44	06/01/2025	Paydown		22,843	22,843	22,045	22,596	0	248	0	248	0	22,843	0	0	0	580	02/16/2044	1.A
10299999999. Subtotal - Asset-Backed Securities - Financial Asset-Backed - Self-Liquidating - Agency Commercial Mortgage-Backed Securities - Guaranteed (Exempt from RBC)					33,570	33,570	32,660	33,282	0	290	0	290	0	33,570	0	0	0	853	XXX	XXX
..3128M-PK-8	FGCI FG H01326 5.500% 08/01/35	06/01/2025	Paydown		1,581	1,581	1,573	1,574	0	7	0	7	0	1,581	0	0	0	29	08/01/2035	1.A
..3128PR-LS-6	FG FG J12137 4.500% 05/01/25	04/01/2025	Paydown		767	767	796	768	0	(1)	0	(1)	0	767	0	0	0	10	05/01/2025	1.A
..313267-H3-2	FG FG U80250 3.500% 03/01/33	06/01/2025	Paydown		21,696	21,696	22,809	22,287	0	(592)	0	(592)	0	21,696	0	0	0	253	03/01/2033	1.A
..3136A3-EE-7	FNR 2011-143 PZ 4.500% 01/25/42	06/01/2025	Paydown		130,813	130,813	142,989	135,978	0	(5,164)	0	(5,164)	0	130,813	0	0	0	2,447	01/25/2042	1.A
..3136A5-3Z-7	FNR 2012-51 TP 3.500% 03/25/41	06/01/2025	Paydown		74,866	74,866	80,060	75,215	0	(348)	0	(348)	0	74,866	0	0	0	865	03/25/2041	1.A
..3136AH-VS-6	FNR 2013-136 CZ 3.500% 01/25/44	06/01/2025	Paydown		41,522	41,522	35,262	37,949	0	3,573	0	3,573	0	41,522	0	0	0	510	01/25/2044	1.A
..31374S-Y4-7	FNMA FN 323031 6.000% 04/01/28	06/01/2025	Paydown		3,335	3,335	3,371	3,364	0	(29)	0	(29)	0	3,335	0	0	0	80	04/01/2028	1.A
..3137A6-6S-6	FHR FHR 3798 AY 3.500% 01/15/26	06/01/2025	Paydown		9,152	9,152	9,819	9,182	0	(31)	0	(31)	0	9,152	0	0	0	133	01/15/2026	1.A
..3137B3-KM-9	FHR FHR 4223 CL 3.000% 07/15/43	06/01/2025	Paydown		42,901	42,901	42,520	42,689	0	212	0	212	0	42,901	0	0	0	427	07/15/2043	1.A
..3137BC-6T-0	FHR FHR 4361 WV 3.500% 05/15/44	06/01/2025	Paydown		25,521	25,521	25,325	25,420	0	101	0	101	0	25,521	0	0	0	368	05/15/2044	1.A
..3137F3-KA-1	FHR FHR 4768 ZO 4.000% 10/15/47	06/01/2025	Paydown		98,528	98,528	100,097	99,709	0	(1,181)	0	(1,181)	0	98,528	0	0	0	1,623	10/15/2047	1.A
..3138EO-YE-3	FN FN AJ7908 3.000% 01/01/27	06/01/2025	Paydown		50,330	50,330	48,891	49,824	0	506	0	506	0	50,330	0	0	0	501	01/01/2027	1.A
..3138W9-JV-3	FN FN AS0275 3.000% 08/01/33	06/01/2025	Paydown		83,969	83,969	83,877	83,844	0	125	0	125	0	83,969	0	0	0	817	08/01/2033	1.A
..31392J-TL-3	FNR 2003-20 MZ 5.750% 03/25/33	06/01/2025	Paydown		50,839	50,839	48,814	49,949	0	890	0	890	0	50,839	0	0	0	1,184	03/25/2033	1.A
..31393U-A6-0	FNW 2003-W19 1A7 5.620% 11/25/33	06/01/2025	Paydown		25,909	25,909	27,871	26,818	0	(909)	0	(909)	0	25,909	0	0	0	488	11/25/2033	1.A
..31393U-AK-9	FNW 2003-W17 1A7 5.750% 08/25/33	06/01/2025	Paydown		75,697	75,697	82,273	81,147	0	(5,450)	0	(5,450)	0	75,697	0	0	0	1,673	08/25/2033	1.A
..31394R-VII-6	FHLMC FHR 2758 ZG 5.500% 03/15/34	06/01/2025	Paydown		63,046	63,046	61,195	62,260	0	785	0	785	0	63,046	0	0	0	1,447	03/15/2034	1.A
..31397Q-3L-0	FNR 2010-149 ZC 4.500% 01/25/41	06/01/2025	Paydown		241,221	241,221	262,164	249,272	0	(8,151)	0	(8,151)	0	241,221	0	0	0	4,635	01/25/2041	1.A
..31398R-CD-5	FNR 2010-43 BM 3.500% 05/25/25	04/01/2025	Paydown		148	148	133	147	0	1	0	1	0	148	0	0	0	2	05/25/2025	1.A
..31412S-D3-6	FN FN 933122 5.500% 01/01/38	06/01/2025	Paydown		160	160	162	165	0	(5)	0	(5)	0	160	0	0	0	3	01/01/2038	1.A
..31417C-QF-5	FN FN AB5853 3.000% 08/01/32	06/01/2025	Paydown		28,456	28,456	28,270	28,319	0	138	0	138	0	28,456	0	0	0	285	08/01/2032	1.A
10399999999. Subtotal - Asset-Backed Securities - Financial Asset-Backed - Self-Liquidating - Agency Residential Mortgage-Backed Securities - Not/Partially Guaranteed (Not Exempt from RBC)					1,070,457	1,070,457	1,108,271	1,085,980	0	(15,523)	0	(15,523)	0	1,070,457	0	0	0	17,780	XXX	XXX
..02148J-AD-9	CWALT 2006-39CB 1A4 6.000% 01/25/37	06/01/2025	Paydown		8,515	11,855	10,031	8,661	0	(146)	0	(146)	0	8,515	0	0	0	252	01/25/2037	1.A FM
..02660T-ER-0	AHM 2005-2 5A1 5.564% 09/25/35	06/01/2025	Paydown		966	966	886	856	0	110	0	110	0	966	0	0	0	8	09/25/2035	1.A FM
..05946X-E7-4	BAFC 2005-5 2A1 5.500% 09/25/35	06/01/2025	Paydown		1,795	1,795	1,790	1,808	0	(13)	0	(13)	0	1,795	0	0	0	36	09/25/2035	2.C FM
..05946X-S6-1	BAFC 2005-7 3A1 5.750% 11/25/35	06/01/2025	Paydown		5,006	5,006	4,965	4,980	0	26	0	26	0	5,006	0	0	0	109	11/25/2035	1.A FM
..05946X-U9-2	BAFC 2005-7 4A3 5.750% 11/25/35	06/01/2025	Paydown		3,261	3,261	3,193	3,234	0	27	0	27	0	3,261	0	0	0	78	11/25/2035	1.A FM
..05946X-ZF-9	BAFC 2005-4 2A1 5.500% 08/25/35	06/01/2025	Paydown		3,125	3,125	2,974	3,100	0	25	0	25	0	3,125	0	0	0	57	08/25/2035	1.A FM
..059515-BB-2	BAFC 2007-3 XA2 5.500% 09/25/34	06/01/2025	Paydown		5,488	5,789	4,847	5,172	0	316	0	316	0	5,488	0	0	0	106	09/25/2034	1.A FM
..1248MG-AX-2	CBASS 2007-CB1 AF1B 3.114% 01/25/37	06/01/2025	Paydown		7,017	7,017	4,105	1,598	0	5,419	0	5,419	0	7,017	0	0	0	24	01/25/2037	1.A FM
..126537-AA-9	CSMC 2018-J1 A1 3.500% 02/25/48	06/01/2025	Paydown		72,511	72,511	70,823	69,609	0	2,901	0	2,901	0	72,511	0	0	0	1,128	02/25/2048	1.A
..12667G-AH-6	CWALT 2005-13CB A8 5.500% 05/25/35	06/01/2025	Paydown		10,274	11,417	11,417	(733)	0	2,901	0	2,901	0	10,274	0	0	0	281	05/25/2035	1.A FM
..12667G-PV-9	CWALT 2005-20CB 1A3 5.500% 07/25/35	06/01/2025	Paydown		8,043	7,909	7,154	5,692	0	2,350	0	2,350	0	8,043	0	0	0	177	07/25/2035	1.A FM
..12667G-PW-7	CWALT 2005-20CB 1A4 5.500% 07/25/35	06/01/2025	Paydown		38,353	37,716	35,860	28,219	0	10,134	0	10,134	0	38,353	0	0	0	667	07/25/2035	1.A FM
..12667G-XD-0	CWALT 2005-28CB 2A4 5.750% 08/25/35	06/01/2025	Paydown		9,610	9,641	8,405	6,258	0	3,352	0	3,352	0	9,610	0	0	0	206	08/25/2035	1.A FM
..12668A-AL-9	CWALT 2005-47CB A11 5.500% 10/25/35	06/01/2025	Paydown		1,573	2,771	2,330	1,448	0	124	0	124	0	1,573	0	0	0	40	10/25/2035	1.A FM
..12668A-NW-1	CWALT 2005-54CB 1A4 5.500% 11/25/35	06/01/2025	Paydown		2,004	2,079	1,947	1,545	0	459	0	459	0	2,004	0	0	0	38	11/25/2035	1.A FM
..12668B-YF-4	CWALT 2006-7CB 1A14 6.000% 05/25/36	06/01/2025	Paydown		0	24	20	10	0	(10)	0	(10)	0	0	0	0	0	1	05/25/2036	1.A FM
..12669A-JX-7	CWHL 2005-24 A7 5.500% 11/25/35	06/01/2025	Paydown		222	295	250	159	0	63	0	63	0	222	0	0	0	6	11/25/2035	1.A FM
..17309A-AD-1	CWALT 2006-A1 1A4 5.750% 04/25/36	06/01/2025	Paydown		33,820	37,912	34,922	36,947	0	(3,127)	0	(3,127)	0	33,820	0	0	0	903	04/25/2036	3.A FM
..17312H-AE-9	CRMSI 2007-2 A5 7.152% 06/25/37	06/01/2025	Paydown		50,388	50,388	50,387	50,010	0	378	0	378	0	50,388	0	0	0	680	06/25/2037	1.A FM
..17322N-AA-2	CMLTI 2014-J1 A1 3.500% 06/25/44	06/01/2025	Paydown		3,099	3,099	3,133	3,140	0	(40)	0	(40)	0	3,099	0	0	0	36	06/25/2044	1.A
COLORADO ST HSG & FIN AUTH SF SINGLE FAMILY																				
..19648G-JV-5	HSG 5.894% 11/01/44	05/01/2025	Redemption	100.0000	245,000	245,000	245,000	245,000	0	0	0	0	0	245,000	0	0	0	7,220	11/01/2044	1.A FE
..225458-PR-3	CSFB 2005-4 2A4 5.500% 06/25/35	06/01/2025	Paydown		4,949	4,950	4,650	3,514	0	1,435	0	1,435	0	4,949	0	0	0	122	06/25/2035	1.A FM
..225470-VY-6	CSMC 2006-1 4A9 5.500% 02/25/36	06/01/2025	Paydown		2,105	2,105	2,026	2,118	0	(14)	0	(14)	0	2,105	0	0	0	38	02/25/2036	2.C FM
..251510-ML-4	DBALT 2006-AB1 A3 6.365% 02/25/36	06/01/2025	Paydown		25,756	25,756	23,554	23,875	0	1,881	0	1,881	0	25,756	0	0	0	398	02/25/2036	1.A FM
..3622M-AH-6	GSR 2007-3F 2A7 5.750% 05/25/37	06/01/2025	Paydown		8,284	7,330	6,983	7,316	0	968	0	968	0	8,284	0	0	0	140	05/25/2037	3.C FM

STATEMENT AS OF JUNE 30, 2025 OF THE The Western and Southern Life Insurance Company

SCHEDULE D - PART 4

Show All Long-Term Bonds and Stock Sold, Redeemed or Otherwise Disposed of During the Current Quarter

1	2	3	4	5	6	7	8	9	Change In Book/Adjusted Carrying Value					15	16	17	18	19	20	21
									10	11	12	13	14							
CUSIP Ident-ification	Description	Disposal Date	Name of Purchaser	Number of Shares of Stock	Consid-eration	Par Value	Actual Cost	Prior Year Book/ Adjusted Carrying Value	Unrealized Valuation Increase/ (Decrease)	Current Year's (Amor-tization)/ Accretion	Current Year's Other Than Temporary Impairment Recogn-ized	Total Change in Book/ Adjusted Carrying Value (10 + 11 - 12)	Total Foreign Exchange Change in Book /Adjusted Carrying Value	Book/ Adjusted Carrying Value at Disposal Date	Foreign Exchange Gain (Loss) on Disposal	Realized Gain (Loss) on Disposal	Total Gain (Loss) on Disposal	Bond Interest/ Stock Dividends Received During Year	Stated Con-tractual Maturity Date	NAIC Desig-nation, NAIC Desig-nation Modifier and SVO Admini-strative Symbol
..362334-CZ-5	GSR 2006-2F 2A13 5.750% 02/25/36	06/01/2025	Paydown	12,250	12,693	12,341	11,9620	2880	2880	12,250000	294	02/25/2036	3.C FM
..362341-WR-7	GSAMP 2005-7F 2A6 5.500% 09/25/35	06/01/2025	Paydown	11,559	11,559	11,002	11,1330	4260	4260	11,559000	212	09/25/2035	1.A FM
..45660L-2V-0	RAST 2005-A16 A3 6.000% 02/25/36	06/01/2025	Paydown0	(4,030)0	(1,690)0	1,6900	1,69000000	181	02/25/2036	1.A FM
..46412R-AD-7	IRIWE 2007-1 2A3 6.650% 08/25/37	06/01/2025	Paydown	140,007	140,007	99,402	118,9300	21,0760	21,0760	140,007000	3,333	08/25/2037	1.A FM
..466247-JU-8	JPMIT 2004-S2 4A4 5.500% 11/25/34	06/01/2025	Paydown	6,328	6,328	5,755	5,6190	7090	7090	6,328000	117	11/25/2034	1.A FM
..46628S-AH-6	JPMAC 2006-WF1 A5 6.910% 07/25/36	06/01/2025	Paydown	13,057	13,057	7,285	3,5090	9,5480	9,5480	13,057000	63	07/25/2036	1.A FM
..46628S-AJ-2	JPMAC 2006-WF1 A6 6.500% 07/25/36	06/01/2025	Paydown	7,196	7,196	4,139	1,9820	5,2150	5,2150	7,196000	34	07/25/2036	1.A FM
..52521H-AJ-2	LMT 2006-9 1A9 5.750% 01/25/37	06/01/2025	Paydown	413	1,237	884	8190	(406)0	(406)0	413000	25	01/25/2037	3.B FM
..52523K-AJ-3	LXS 2006-17 WF5 6.450% 12/25/42	05/01/2025	Paydown0	5	4	50	(5)0	(5)00000	0	12/25/2042	1.A FM
..61749E-AF-4	MORGAN STANLEY 2006-12XS A5A 6.592% 10/25/36	06/01/2025	Paydown	8,956	8,956	4,955	2,7020	6,2540	6,2540	8,956000	42	10/25/2036	1.A FM
..61752R-AL-6	MSM 2007-3XS 2A5 6.207% 01/25/47	06/01/2025	Paydown	2,586	2,586	824	6830	1,9030	1,9030	2,586000	12	01/25/2047	1.A FM
..62942K-AA-4	NRPMT 2013-1 A1 3.250% 07/25/43	06/01/2025	Paydown	17,314	17,314	16,881	16,8820	4310	4310	17,314000	188	07/25/2043	1.A FM
..65538P-AF-5	NAA 2007-1 1A5 6.347% 03/25/47	06/01/2025	Paydown	41,805	41,805	34,764	33,6600	8,1450	8,1450	41,805000	752	03/25/2047	1.A FM
..74922E-AF-6	RALI 2006-QS6 1A6 6.250% 06/25/36	06/01/2025	Paydown	852	1,186	992	1,0060	(154)0	(154)0	852000	26	06/25/2036	3.B FM
..761118-ND-7	RALI 2005-QS16 A4 5.750% 11/25/35	06/01/2025	Paydown	131,479	137,030	124,047	122,8980	8,5810	8,5810	131,479000	2,669	11/25/2035	2.C FM
..761118-XQ-6	RALI 2006-QS3 1A12 6.000% 03/25/36	06/01/2025	Paydown	6,366	7,199	6,109	6,1100	2570	2570	6,366000	181	03/25/2036	1.A FM
..76112H-AD-9	RAST 2006-A9CB A4 6.000% 09/25/36	06/01/2025	Paydown0	(9,190)0	(2,704)0	2,7040	2,70400000	106	09/25/2036	1.A FM
..81745D-AE-1	SEMT 2013-9 A1 3.500% 07/25/43	06/01/2025	Paydown	23,562	23,562	23,153	23,1420	4200	4200	23,562000	274	07/25/2043	1.A FM
..863579-AM-0	SARM 2004-12 1A2 4.314% 09/25/34	06/01/2025	Paydown	5,867	5,867	5,181	5,2570	6100	6100	5,867000	155	09/25/2034	1.A FM
..863579-CB-2	SARM 2004-14 1A 5.373% 10/25/34	06/01/2025	Paydown	959	959	819	9100	490	490	959000	22	10/25/2034	1.A FM
..92812U-M2-1	VASHSD 2013-C A 4.250% 10/25/43	06/01/2025	Redemption 100.0000	18,824	18,824	18,824	18,82400000	18,824000	333	10/25/2043	1.A FE
..93934F-BL-5	WMALT 2005-7 2CB1 5.500% 08/25/35	06/01/2025	Paydown	1,920	2,190	1,920	2,0870	(167)0	(167)0	1,920000	40	08/25/2035	3.B FM
..949831-AA-9	WFMS 2019-3 A1 3.500% 07/25/49	06/01/2025	Paydown	3,330	3,330	3,377	3,5580	(228)0	(228)0	3,330000	45	07/25/2049	1.A FM
1059999999. Subtotal - Asset-Backed Securities - Financial Asset-Backed - Self-Liquidating - Non-Agency Residential Mortgage-Backed Securities (Unaffiliated)					1,005,794	1,010,602	914,795	912,560	0	93,231	0	93,231	0	1,005,794	0	0	0	21,855	XXX	XXX
..13079P-XC-2	CALIFORNIA ST STWD CNTYS DEVA MULTIFAMILY HSG 4.650% 03/01/57	05/15/2025	Redemption 100.0000	200,000	200,000	200,000	200,00000000	200,000000	4,185	03/01/2057	2.A FE
1079999999. Subtotal - Asset-Backed Securities - Financial Asset-Backed - Self-Liquidating - Non-Agency Commercial Mortgage-Backed Securities (Unaffiliated)					200,000	200,000	200,000	200,000	0	0	0	0	0	200,000	0	0	0	4,185	XXX	XXX
..46617T-AA-2	HENDR 2014-1A A 3.960% 03/15/63	06/15/2025	Paydown	29,371	29,371	29,355	29,3590	120	120	29,371000	498	03/15/2063	1.A FE
1119999999. Subtotal - Asset-Backed Securities - Financial Asset-Backed - Self-Liquidating - Other Financial Asset-Backed Securities - Self-Liquidating (Unaffiliated)					29,371	29,371	29,355	29,359	0	12	0	12	0	29,371	0	0	0	498	XXX	XXX
..02666A-AG-3	AHAR 2015-SFR1 XS 0.000% 04/17/52	04/01/2025	Paydown00440(4)0(4)00000	0	04/17/2052	6. *
..02666B-AA-4	AHAR 2015-SFR2 A 3.732% 10/17/52	06/01/2025	Paydown	141,745	141,745	138,600	140,8200	9250	9250	141,745000	1,728	10/17/2052	1.A FE
..02666B-AG-1	AHAR 2015-SFR2 XS 0.000% 10/17/52	06/01/2025	Paydown0000000000000	0	10/17/2052	6. *
..66981F-AB-6	AMSR 2020-SFR4 B 1.706% 11/17/37	05/01/2025	Paydown	9,000,000	9,000,000	8,999,789	8,991,0060	8,9940	8,9940	9,000,000000	63,975	11/17/2037	1.A FE
1519999999. Subtotal - Asset-Backed Securities - Non-Financial Asset-Backed Securities - Practical Expedient - Lease-Backed Securities - Practical Expedient (Unaffiliated)					9,141,745	9,141,745	9,138,393	9,131,830	0	9,915	0	9,915	0	9,141,745	0	0	0	65,703	XXX	XXX
1889999999. Total - Asset-Backed Securities (Unaffiliated)					11,483,338	11,488,146	11,425,955	11,395,438	0	87,899	0	87,899	0	11,483,338	0	0	0	110,931	XXX	XXX
1899999999. Total - Asset-Backed Securities (Affiliated)					0	0	0	0	0	0	0	0	0	0	0	0	0	0	XXX	XXX
1909999997. Total - Asset-Backed Securities - Part 4					11,483,338	11,488,146	11,425,955	11,395,438	0	87,899	0	87,899	0	11,483,338	0	0	0	110,931	XXX	XXX
1909999998. Total - Asset-Backed Securities - Part 5					XXX	XXX	XXX	XXX	XXX	XXX	XXX	XXX	XXX	XXX	XXX	XXX	XXX	XXX	XXX	XXX
1909999999. Total - Asset-Backed Securities					11,483,338	11,488,146	11,425,955	11,395,438	0	87,899	0	87,899	0	11,483,338	0	0	0	110,931	XXX	XXX
2009999999. Total - Issuer Credit Obligations and Asset-Backed Securities					147,016,654	100,636,418	143,553,448	131,969,950	(827,428)	193,479	0	(633,949)	0	145,454,504	0	2,912,750	2,912,750	1,559,542	XXX	XXX
4509999997. Total - Preferred Stocks - Part 4					0	XXX	0	0	0	0	0	0	0	0	0	0	0	0	XXX	XXX
4509999998. Total - Preferred Stocks - Part 5					XXX	XXX	XXX	XXX	XXX	XXX	XXX	XXX	XXX	XXX	XXX	XXX	XXX	XXX	XXX	XXX
4509999999. Total - Preferred Stocks					0	XXX	0	0	0	0	0	0	0	0	0	0	0	0	XXX	XXX
..02215L-20-9	ALTUS MIDSTREAM CO -A COMMON	04/30/2025	Pickering Energy Part Research	4,476,000	186,934	223,324000000	223,3240	(36,389)	(36,389)	3,491

STATEMENT AS OF JUNE 30, 2025 OF THE The Western and Southern Life Insurance Company

SCHEDULE D - PART 4

Show All Long-Term Bonds and Stock Sold, Redeemed or Otherwise Disposed of During the Current Quarter

1	2	3	4	5	6	7	8	9	Change In Book/Adjusted Carrying Value					15	16	17	18	19	20	21
									10	11	12	13	14							
CUSIP Ident-ification	Description	Disposal Date	Name of Purchaser	Number of Shares of Stock	Consid-eration	Par Value	Actual Cost	Prior Year Book/ Adjusted Carrying Value	Unrealized Valuation Increase/(Decrease)	Current Year's (Amor-tization)/ Accretion	Current Year's Other Than Temporary Impairment Recogn-ized	Total Change in Book/ Adjusted Carrying Value (10 + 11 - 12)	Total Foreign Exchange Change in Book /Adjusted Carrying Value	Book/ Adjusted Carrying Value at Disposal Date	Foreign Exchange Gain (Loss) on Disposal	Realized Gain (Loss) on Disposal	Total Gain (Loss) on Disposal	Bond Interest/ Stock Dividends Received During Year	Stated Con-tractual Maturity Date	NAIC Desig-nation, NAIC Desig-nation Modifier and SVO Admini-strative Symbol
..025932-10-4	AMERICAN FINANCIAL GROUP	06/10/2025	INTEG PAYOUT CORE CLASSIC 2121	306,676.000	38,217,963		26,347,271	41,993,145	(15,645,873)	0	0	(15,645,873)	0	26,347,271	0	11,870,692	11,870,692	1,104,034		
..036768-10-2	ANTERO MIDSTREAM CORP	06/04/2025	CMPT-MLP-E	34,846.000	641,477		605,399	0	0	0	0	0	0	605,399	0	36,077	36,077	3,150		
..084670-70-2	BERKSHIRE HATHAWAY INC DEL CL B	05/05/2025	Various	2,266.000	1,133,065		325,204	1,027,132	(701,929)	0	0	(701,929)	0	325,204	0	807,861	807,861	0		
..26622P-10-7	DOXIMITY INC-CLASS A COMMON	06/30/2025	RAYMOND JAMES	100.000	6,105		5,524	0	0	0	0	0	0	5,524	0	581	581	0		
..29261A-10-0	ENCOMPASS	06/06/2025	Various	260.000	27,671		22,588	24,011	(1,423)	0	0	(1,423)	0	22,588	0	5,083	5,083	88		
..29273V-10-0	ENERGY TRANSFER EQUITY LP	05/07/2025	Various	59,030.000	994,509		930,117	723,165	(137,213)	0	0	(137,213)	0	930,117	0	64,392	64,392	11,997		
..293792-10-7	ENTERPRISE PRODUCTS PARTNERS	05/08/2025	Various	27,541.000	839,510		930,432	25,182	(2,056)	0	0	(2,056)	0	930,432	0	(90,922)	(90,922)	5,508		
..31428X-10-6	FEDEX CORP	04/29/2025	Various	2,926.000	610,445		426,064	823,172	(397,108)	0	0	(397,108)	0	426,064	0	184,381	184,381	8,076		
..371927-10-4	GENESIS ENERGY L.P.	06/06/2025	Various	244,215.000	3,881,915		3,195,359	218,669	33,657	0	0	33,657	0	3,195,359	0	686,557	686,557	24,496		
..40412C-10-1	HCA HOLDINGS INC	06/27/2025	Various	6,656.000	2,284,689		737,740	1,997,798	(1,260,058)	0	0	(1,260,058)	0	737,740	0	1,546,949	1,546,949	6,538		
..48242W-10-6	KBR INC COMMON	05/09/2025	Various	3,590.000	197,722		240,892	207,969	32,924	0	0	32,924	0	240,892	0	(43,171)	(43,171)	1,131		
..500688-10-6	KOSMOS ENERGY LTD COMMON	06/13/2025	Various	436,062.000	965,004		2,069,327	1,491,332	577,995	0	0	577,995	0	2,069,327	0	(1,104,323)	(1,104,323)	0		
..53815P-10-8	RAMP	05/20/2025	RAYMOND JAMES	108.000	3,128		3,225	0	0	0	0	0	0	3,225	0	(97)	(97)	0		
..55336V-10-0	MPLX LP LIMITED PARTNERS	04/03/2025	Various	20,943.000	1,118,464		354,439	1,002,332	(647,893)	0	0	(647,893)	0	354,439	0	764,025	764,025	20,032		
..556269-10-8	STEVEN MADDEN LTD COMMON	06/30/2025	RAYMOND JAMES	2,000.000	47,805		56,359	71,859	(23,945)	0	0	(23,945)	0	56,359	0	(8,554)	(8,554)	775		
..61174X-10-9	MONSTER BEVERAGE CORP	05/08/2025	S. C. BERNSTEIN	3,320.000	200,035		93,757	174,499	(80,742)	0	0	(80,742)	0	93,757	0	106,279	106,279	0		
..64110L-10-6	NETFLIX INC	04/30/2025	BERENBERG CAPITAL MARKETS	86.000	96,494		27,079	76,654	(49,574)	0	0	(49,574)	0	27,079	0	69,415	69,415	0		
..65342K-10-5	NEXTDECADE CORP COMMON	06/30/2025	Various	155,219.000	1,323,367		1,227,758	0	0	0	0	0	0	1,227,758	0	95,609	95,609	0		
..682680-10-3	ONEOK INC	05/29/2025	Various	20,823.000	1,714,737		2,014,268	0	0	0	0	0	0	2,014,268	0	(299,531)	(299,531)	4,727		
..72651A-20-7	PLAINS GP HOLDINGS LP-CL A	05/29/2025	Various	48,944.000	901,247		909,081	899,591	9,490	0	0	9,490	0	909,081	0	(7,834)	(7,834)	21,462		
..87612G-10-1	TARGA RESOURCES CORP	04/30/2025	Pickering Energy Part Research	1,557.000	267,029		288,188	0	0	0	0	0	0	288,188	0	(21,159)	(21,159)	1,557		
..907818-10-8	UNION PACIFIC CORP	05/06/2025	S. C. BERNSTEIN	2,275.000	489,822		488,282	0	0	0	0	0	0	488,282	0	1,540	1,540	0		
..91324P-10-2	UNITEDHEALTH GROUP INC	05/15/2025	VIRTU FINANCIAL	2,693.000	733,792		820,105	1,299,048	(538,364)	0	0	(538,364)	0	820,105	0	(86,313)	(86,313)	5,573		
..947890-10-9	WEBSTER FINANCIAL CORP	05/13/2025	Various	640.000	33,844		26,994	0	0	0	0	0	0	26,994	0	6,850	6,850	256		
..000000-00-0	GIBSON ENERGY INC	05/02/2025	Various	433,038.000	6,769,581		6,978,434	6,137,499	(517,260)	0	0	(517,260)	232,884	6,990,757	12,323	(221,177)	(208,854)	237,067		
..83671M-10-5	SOUTH BOW CORP-W/1 COMMON	06/30/2025	NAT BK FINANCIAL EQ	12,320.000	314,173		319,750	0	0	0	0	0	0	330,158	10,409	(15,985)	(5,576)	893		
..000000-00-0	PEMBINA PIPELINE CORP	06/30/2025	Various	98,600.000	3,662,847		3,742,637	0	0	0	0	0	0	3,751,983	9,346	(89,136)	(79,790)	11,219		
..29250N-10-5	ENBRIDGE INC	05/09/2025	Various	125,090.000	5,500,669		4,478,884	4,674,209	(1,040,146)	0	0	(1,040,146)	182,390	4,359,838	(119,046)	1,140,830	1,021,784	71,824		
..59151K-10-8	METHANEX CORP	06/13/2025	RAYMOND JAMES	3,904.000	142,931		143,778	0	0	0	0	0	0	143,778	0	(846)	(846)	614		
..698196-10-1	WNS HOLDINGS LTD COMMON	04/16/2025	Various	2,440.000	160,090		162,538	115,632	46,907	0	0	46,907	0	162,538	0	(2,448)	(2,448)	0		
..01609W-10-2	ALIBABA GROUP HOLDING-SP ADR RECEIPTS	04/11/2025	Various	8,568.000	914,069		720,826	726,481	(5,655)	0	0	(5,655)	0	720,826	0	193,243	193,243	0		
5019999999. Subtotal - Common Stocks - Industrial and Miscellaneous (Unaffiliated) Publicly Traded					74,381,133	XXX	58,915,623	63,709,379	(20,348,266)	0	0	(20,348,266)	415,274	58,828,654	(86,968)	15,552,479	15,465,511	1,544,508	XXX	XXX
..056823-38-8	BGF EM EQUITIES FUND-INST MUTUAL FUND	05/19/2025	PERSHING	5,803.000	123,656		92,397	111,180	(18,783)	0	0	(18,783)	0	92,397	0	31,259	31,259	3,848		
..115233-20-7	BROWN ADV SUSTAIN GRII-INST MUTUAL FUND	04/02/2025	PCG Model Accts	0.000	0		0	0	0	0	0	0	0	0	0	0	0	0		
..140640-86-5	Fuller & Thaler MUTUAL FUND	05/19/2025	PERSHING	2,409.000	107,856		46,823	108,338	(61,515)	0	0	(61,515)	0	46,823	0	61,033	61,033	0		
..464287-20-0	ISHARES S&P 500 INDEX	05/30/2025	VIRTU FINANCIAL	6,747.000	3,851,138		3,851,138	0	0	0	0	0	0	3,851,138	0	132,994	132,994	11,906		
..89154Q-18-2	TOUCHSTONE INTERNATIONAL EQUITY-Y	06/03/2025	TOUCHSTONE SECURITIES	3,372.000	55,887		45,186	46,737	(1,551)	0	0	(1,551)	0	45,186	0	10,701	10,701	0		
..89154Q-22-4	TOUCHSTONE SMALL COMPANY-Y	06/03/2025	TOUCHSTONE SECURITIES	10,277.000	69,146		57,036	71,423	(14,387)	0	0	(14,387)	0	57,036	0	12,110	12,110	0		
..89154W-79-1	TOUCHSTONE CORE BOND FUND-Y	06/03/2025	TOUCHSTONE SECURITIES	215,619.000	2,034,632		1,996,628	2,024,143	27,516	0	0	27,516	0	2,024,143	0	10,489	10,489	20,525		
..89154W-81-7	TOUCHSTONE HIGH YIELD-Y	06/03/2025	TOUCHSTONE SECURITIES	10,342.000	79,617		79,528	79,734	(207)	0	0	(207)	0	79,528	0	89	89	2,069		
..89154X-22-9	TOUCHSTONE FOCUSED EQUITY FUND CLASS Y	06/12/2025	TOUCHSTONE SECURITIES	2,240.000	162,876		97,575	166,065	(68,490)	0	0	(68,490)	0	97,575	0	65,302	65,302	0		
..89154X-44-3	TOUCHSTONE VALUE FUND CLASS Y	06/03/2025	TOUCHSTONE SECURITIES	8,730.000	102,313		102,313	103,980	(1,667)	0	0	(1,667)	0	102,313	0	(163)	(163)	397		
..89154X-53-4	TOUCHSTONE MID CAP GROWTH - Y	06/03/2025	TOUCHSTONE SECURITIES	2,191.000	88,537		79,016	89,115	(10,099)	0	0	(10,099)	0	79,016	0	9,522	9,522	0		
..89155H-37-1	TOUCHSTONE MID CAP VALUE FUND CLASS Y	06/12/2025	TOUCHSTONE SECURITIES	2,538.000	57,414		45,399	57,366	(11,966)	0	0	(11,966)	0	45,399	0	12,015	12,015	0		
..89155H-82-7	TOUCHSTONE SANDS CAPITAL SELECT CLASS Y	06/12/2025	TOUCHSTONE SECURITIES	13,094.000	230,478		189,730	234,380	(44,650)	0	0	(44,650)	0	189,730	0	40,749	40,749	0		

STATEMENT AS OF JUNE 30, 2025 OF THE The Western and Southern Life Insurance Company

SCHEDULE D - PART 4

Show All Long-Term Bonds and Stock Sold, Redeemed or Otherwise Disposed of During the Current Quarter

1	2	3	4	5	6	7	8	9	Change In Book/Adjusted Carrying Value					15	16	17	18	19	20	21
									10	11	12	13	14							
CUSIP Ident- ification	Description	Disposal Date	Name of Purchaser	Number of Shares of Stock	Consid- eration	Par Value	Actual Cost	Prior Year Book/ Adjusted Carrying Value	Unrealized Valuation Increase/ (Decrease)	Current Year's (Amor- tization)/ Accretion	Current Year's Other Than Temporary Impairment Recog- nized	Total Change in Book/ Adjusted Carrying Value (10 + 11 - 12)	Total Foreign Exchange Change in Book /Adjusted Carrying Value	Book/ Adjusted Carrying Value at Disposal Date	Foreign Exchange Gain (Loss) on Disposal	Realized Gain (Loss) on Disposal	Total Gain (Loss) on Disposal	Bond Interest/ Stock Dividends Received During Year	Stated Con- tractual Maturity Date	21 NAIC Desig- nation, NAIC Desig- nation Modifier and SVO Admini- strative Symbol
..89155T-66-4	TOUCHSTONE ULTRA SHORT FIXED CLASS Y 05/07/2025 .	TOUCHSTONE SECURITIES1,000,0009,2329,0189,228(210)00(210)09,0180214214178
..922908-36-3	VANGUARD FDS CLOSED END FUND 05/19/2025 .	PERSHING6,769,0003,690,5983,781,8870000003,781,8870(91,288)(91,288)11,647
..922908-36-3	VANGUARD FDS CLOSED END FUND 04/01/2025 .	Security Withdraw360,0000201,134000000201,1340(201,134)(201,134)619
5329999999. Subtotal - Common Stocks - Mutual Funds - Designations Not Assigned by the SVO				10,796,211	XXX		10,702,323	3,074,174	(206,009)	0	0	(206,009)	0	10,702,323	0	93,892	93,892	51,189	XXX	XXX
..921943-85-8	VANGUARD FTSE DEVELOPED ETF CLOSED END FUND 05/19/2025 .	PERSHING4,775,000261,355206,758228,341(21,583)00(21,583)0206,758054,59754,5971,157
5819999999. Subtotal - Common Stocks - Exchange Traded Funds					261,355	XXX	206,758	228,341	(21,583)	0	0	(21,583)	0	206,758	0	54,597	54,597	1,157	XXX	XXX
5989999997. Total - Common Stocks - Part 4					85,438,699	XXX	69,824,704	67,011,894	(20,575,858)	0	0	(20,575,858)	415,274	69,737,735	(86,968)	15,700,968	15,614,000	1,596,854	XXX	XXX
5989999998. Total - Common Stocks - Part 5					XXX	XXX	XXX	XXX	XXX	XXX	XXX	XXX	XXX	XXX	XXX	XXX	XXX	XXX	XXX	XXX
5989999999. Total - Common Stocks					85,438,699	XXX	69,824,704	67,011,894	(20,575,858)	0	0	(20,575,858)	415,274	69,737,735	(86,968)	15,700,968	15,614,000	1,596,854	XXX	XXX
5999999999. Total - Preferred and Common Stocks					85,438,699	XXX	69,824,704	67,011,894	(20,575,858)	0	0	(20,575,858)	415,274	69,737,735	(86,968)	15,700,968	15,614,000	1,596,854	XXX	XXX
6009999999 - Totals					232,455,353	XXX	213,378,152	198,981,844	(21,403,286)	193,479	0	(21,209,807)	415,274	215,192,239	(86,968)	18,613,718	18,526,750	3,156,396	XXX	XXX

STATEMENT AS OF JUNE 30, 2025 OF THE The Western and Southern Life Insurance Company

SCHEDULE DB - PART A - SECTION 1

Showing all Options, Caps, Floors, Collars, Swaps and Forwards Open as of Current Statement Date

1	2	3	4	5	6	7	8	9	10	11	12	13	14	15	16	17	18	19	20	21	22	23
Description	Description of Item(s) Hedged, Used for Income Generation or Replicated	Schedule/ Exhibit Identifier	Type(s) of Risk(s) (a)	Exchange, Counterparty or Central Clearinghouse	Trade Date	Date of Maturity or Expiration	Number of Contracts	Notional Amount	Strike Price, Rate or Index Received (Paid)	Cumulative Prior Year(s) Initial Cost of Un-discounted Premium (Received) Paid	Current Year Initial Cost of Un-discounted Premium (Received) Paid	Current Year Income	Book/ Adjusted Carrying Value	Code	Fair Value	Unrealized Valuation Increase/ (Decrease)	Total Foreign Exchange Change in B./A.C.V.	Current Year's (Amorti-zation)/ Accretion	Adjustment to Carrying Value of Hedged Item	Potential Exposure	Credit Quality of Reference Entity	Hedge Effectiveness at Inception and at Quarter-end (b)
0079999999. Subtotal - Purchased Options - Hedging Effective Excluding Variable Annuity Guarantees Under SSAP No.108										0	0	0	0	XXX	0	0	0	0	0	0	XXX	XXX
0149999999. Subtotal - Purchased Options - Hedging Effective Variable Annuity Guarantees Under SSAP No.108										0	0	0	0	XXX	0	0	0	0	0	0	XXX	XXX
0219999999. Subtotal - Purchased Options - Hedging Other										0	0	0	0	XXX	0	0	0	0	0	0	XXX	XXX
0289999999. Subtotal - Purchased Options - Replications										0	0	0	0	XXX	0	0	0	0	0	0	XXX	XXX
0359999999. Subtotal - Purchased Options - Income Generation										0	0	0	0	XXX	0	0	0	0	0	0	XXX	XXX
TIDENATER INC Tidewater Warrant 88642R133	Tidewater	N/A		US - Chicago Board																		
				549300UQMTB7PD2UT305	01/31/2018	07/31/2042	1,663		0.00													
0369999999. Subtotal - Purchased Options - Other - Call Options and Warrants										0	0	0	0	XXX	0	0	0	0	0	0	XXX	XXX
0429999999. Subtotal - Purchased Options - Other										0	0	0	0	XXX	0	0	0	0	0	0	XXX	XXX
0439999999. Total Purchased Options - Call Options and Warrants										0	0	0	0	XXX	0	0	0	0	0	0	XXX	XXX
0449999999. Total Purchased Options - Put Options										0	0	0	0	XXX	0	0	0	0	0	0	XXX	XXX
0459999999. Total Purchased Options - Caps										0	0	0	0	XXX	0	0	0	0	0	0	XXX	XXX
0469999999. Total Purchased Options - Floors										0	0	0	0	XXX	0	0	0	0	0	0	XXX	XXX
0479999999. Total Purchased Options - Collars										0	0	0	0	XXX	0	0	0	0	0	0	XXX	XXX
0489999999. Total Purchased Options - Other										0	0	0	0	XXX	0	0	0	0	0	0	XXX	XXX
0499999999. Total Purchased Options										0	0	0	0	XXX	0	0	0	0	0	0	XXX	XXX
0569999999. Subtotal - Written Options - Hedging Effective Excluding Variable Annuity Guarantees Under SSAP No.108										0	0	0	0	XXX	0	0	0	0	0	0	XXX	XXX
0639999999. Subtotal - Written Options - Hedging Effective Variable Annuity Guarantees Under SSAP No.108										0	0	0	0	XXX	0	0	0	0	0	0	XXX	XXX
0709999999. Subtotal - Written Options - Hedging Other										0	0	0	0	XXX	0	0	0	0	0	0	XXX	XXX
0779999999. Subtotal - Written Options - Replications										0	0	0	0	XXX	0	0	0	0	0	0	XXX	XXX
0849999999. Subtotal - Written Options - Income Generation										0	0	0	0	XXX	0	0	0	0	0	0	XXX	XXX
0919999999. Subtotal - Written Options - Other										0	0	0	0	XXX	0	0	0	0	0	0	XXX	XXX
0929999999. Total Written Options - Call Options and Warrants										0	0	0	0	XXX	0	0	0	0	0	0	XXX	XXX
0939999999. Total Written Options - Put Options										0	0	0	0	XXX	0	0	0	0	0	0	XXX	XXX
0949999999. Total Written Options - Caps										0	0	0	0	XXX	0	0	0	0	0	0	XXX	XXX
0959999999. Total Written Options - Floors										0	0	0	0	XXX	0	0	0	0	0	0	XXX	XXX
0969999999. Total Written Options - Collars										0	0	0	0	XXX	0	0	0	0	0	0	XXX	XXX
0979999999. Total Written Options - Other										0	0	0	0	XXX	0	0	0	0	0	0	XXX	XXX
0989999999. Total Written Options										0	0	0	0	XXX	0	0	0	0	0	0	XXX	XXX
1049999999. Subtotal - Swaps - Hedging Effective Excluding Variable Annuity Guarantees Under SSAP No.108										0	0	0	0	XXX	0	0	0	0	0	0	XXX	XXX
1109999999. Subtotal - Swaps - Hedging Effective Variable Annuity Guarantees Under SSAP No.108										0	0	0	0	XXX	0	0	0	0	0	0	XXX	XXX
1169999999. Subtotal - Swaps - Hedging Other										0	0	0	0	XXX	0	0	0	0	0	0	XXX	XXX
1229999999. Subtotal - Swaps - Replication										0	0	0	0	XXX	0	0	0	0	0	0	XXX	XXX
1289999999. Subtotal - Swaps - Income Generation										0	0	0	0	XXX	0	0	0	0	0	0	XXX	XXX
1349999999. Subtotal - Swaps - Other										0	0	0	0	XXX	0	0	0	0	0	0	XXX	XXX
1359999999. Total Swaps - Interest Rate										0	0	0	0	XXX	0	0	0	0	0	0	XXX	XXX
1369999999. Total Swaps - Credit Default										0	0	0	0	XXX	0	0	0	0	0	0	XXX	XXX
1379999999. Total Swaps - Foreign Exchange										0	0	0	0	XXX	0	0	0	0	0	0	XXX	XXX
1389999999. Total Swaps - Total Return										0	0	0	0	XXX	0	0	0	0	0	0	XXX	XXX
1399999999. Total Swaps - Other										0	0	0	0	XXX	0	0	0	0	0	0	XXX	XXX
1409999999. Total Swaps										0	0	0	0	XXX	0	0	0	0	0	0	XXX	XXX
1479999999. Subtotal - Forwards										0	0	0	0	XXX	0	0	0	0	0	0	XXX	XXX
1509999999. Subtotal - SSAP No. 108 Adjustments										0	0	0	0	XXX	0	0	0	0	0	0	XXX	XXX
1689999999. Subtotal - Hedging Effective Excluding Variable Annuity Guarantees Under SSAP No.108										0	0	0	0	XXX	0	0	0	0	0	0	XXX	XXX
1699999999. Subtotal - Hedging Effective Variable Annuity Guarantees Under SSAP No.108										0	0	0	0	XXX	0	0	0	0	0	0	XXX	XXX
1709999999. Subtotal - Hedging Other										0	0	0	0	XXX	0	0	0	0	0	0	XXX	XXX
1719999999. Subtotal - Replication										0	0	0	0	XXX	0	0	0	0	0	0	XXX	XXX
1729999999. Subtotal - Income Generation										0	0	0	0	XXX	0	0	0	0	0	0	XXX	XXX
1739999999. Subtotal - Other										0	0	0	0	XXX	0	0	0	0	0	0	XXX	XXX
1749999999. Subtotal - Adjustments for SSAP No. 108 Derivatives										0	0	0	0	XXX	0	0	0	0	0	0	XXX	XXX
1759999999 - Totals										0	0	0	0	XXX	0	0	0	0	0	0	XXX	XXX

STATEMENT AS OF JUNE 30, 2025 OF THE The Western and Southern Life Insurance Company

(a)	Code	Description of Hedged Risk(s)
(b)	Code	Financial or Economic Impact of the Hedge at the End of the Reporting Period

Schedule DB - Part B - Section 1 - Futures Contracts Open

N O N E

Schedule DB - Part B - Section 1B - Brokers with whom cash deposits have been made

N O N E

Schedule DB - Part D - Section 1 - Counterparty Exposure for Derivative Instruments Open

N O N E

Schedule DB - Part D-Section 2 - Collateral for Derivative Instruments Open - Pledged By

N O N E

Schedule DB - Part D-Section 2 - Collateral for Derivative Instruments Open - Pledged To

N O N E

Schedule DB - Part E - Derivatives Hedging Variable Annuity Guarantees

N O N E

Schedule DL - Part 1 - Reinvested Collateral Assets Owned

N O N E

SCHEDULE DL - PART 2
SECURITIES LENDING COLLATERAL ASSETS

Reinvested Collateral Assets Owned Current Statement Date
(Securities lending collateral assets included on Schedules A, B, BA, D, DB and E
and not reported in aggregate on Line 10 of the Assets page (Line 9 for Separate Accounts))

1	2	3	4	5	6	7
CUSIP Identification	Description	Restricted Asset Code	NAIC Designation, NAIC Designation Modifier and SVO Administrative Symbol	Fair Value	Book/Adjusted Carrying Value	Maturity Date
690353-4D-6	DFC AGENCY DEBENTURES1.A	3,912,500	3,912,500	01/20/2035
690353-4W-4	DFC AGENCY DEBENTURES1.A	1,853,333	1,853,431	06/20/2027
0019999999	Subtotal - Issuer Credit Obligations (Schedule D, Part 1, Section 1) - U.S. Government Obligations (Exempt from RBC)			5,765,833	5,765,931	XXX
62630W-FV-4	TXBL MUNI FUNDING TRUST VARIOU GENERAL1.E FE	1,800,000	1,800,000	05/15/2056
62630W-NY-9	TXBL MUNI FUNDING TRUST VARIOU GENERAL1.E FE	1,500,000	1,500,000	09/21/2026
62630W-PD-3	TXBL MUNI FUNDING TRUST VARIOU GENERAL1.E FE	1,500,000	1,500,000	06/30/2028
0059999999	Subtotal - Issuer Credit Obligations (Schedule D, Part 1, Section 1) - Municipal Bonds - Special Revenues			4,800,000	4,800,000	XXX
02665W-FM-8	AMERICAN HONDA FINANCE1.G FE	1,649,968	1,650,000	01/12/2026
02665W-GA-3	AMERICAN HONDA FINANCE1.G FE	1,851,337	1,850,000	12/11/2026
05565E-CD-5	BMW US Capital LLC1.F FE	2,000,526	2,000,176	08/11/2025
05565E-CN-3	BMW US Capital LLC1.F FE	1,003,732	1,000,000	08/13/2026
06367U-EQ-6	BANK OF MONTREAL1.C FE	2,100,000	2,100,000	08/21/2026
07911E-AA-0	BELLEVUE 10 APTS LLC1.D FE	1,600,000	1,600,000	04/01/2060
14338H-AA-4	CARMEL VALLEY SR LIVING1.B FE	2,500,000	2,500,000	09/01/2061
17325F-BH-0	CITIBANK NA1.E FE	551,322	550,000	08/06/2026
302520-AC-5	FNB CORP2.B FE	515,951	515,907	08/25/2025
378272-BX-5	GLENCORE FUNDING LLC2.A FE	381,235	381,000	10/01/2025
402740-AB-0	GULFSTREAM NATURAL GAS2.B FE	1,078,406	1,079,575	11/01/2025
402740-AD-6	GULFSTREAM NATURAL GAS2.B FE	1,645,786	1,648,692	09/15/2025
437076-CY-6	HOME DEPOT1.F FE	500,462	500,000	12/24/2025
52637H-AA-2	LEOBCARTERSVILLE LLC1.B FE	1,800,000	1,800,000	04/01/2062
539439-AM-1	LLOYDS BANKING GROUP PLC2.A FE	758,985	758,914	12/10/2025
58769J-AH-0	MERCEDES-BENZ FIN NA1.F FE	2,100,332	2,100,000	08/01/2025
58769J-AV-9	MERCEDES-BENZ FIN NA1.F FE	1,409,601	1,410,000	07/31/2026
60700J-CU-7	MIZUHO MARKETS CAYMAN1.F FE	1,708,256	1,700,000	08/14/2026
60700J-DA-0	MIZUHO MARKETS CAYMAN1.E FE	1,301,456	1,300,000	11/28/2025
63743H-FV-9	NATIONAL RURAL UTILITIES1.F FE	2,301,368	2,300,000	12/03/2025
64953B-BU-1	NEW YORK LIFE GLOBAL1.B FE	3,999,061	4,000,000	02/05/2027
780082-AD-5	ROYAL BANK OF CANADA1.G FE	1,998,105	1,999,489	01/27/2026
80282K-AE-6	SANTANDER HOLDINGS USA2.A FE	2,434,980	2,435,309	07/17/2025
830867-AA-5	DELTA AIR LINES/SKYMILES DELTA AIR CORP2.A FE	374,337	374,439	10/20/2025
857449-AD-4	STATE STREET BANK & TRUST1.C FE	1,200,283	1,200,000	11/25/2026
89236T-ML-6	TOYOTA1.E FE	326,248	325,000	08/07/2026
89236T-MR-3	TOYOTA1.E FE	1,500,699	1,500,000	04/10/2026
902674-ZX-1	UBS AG LONDON1.E FE	200,253	200,245	09/11/2025
91324P-FE-7	UNITEDHEALTH GROUP INC1.F FE	374,904	375,000	07/15/2026
91911A-AA-2	VALENCIA GROVE II LLC1.B FE	1,000,000	1,000,000	12/01/2062
92866B-CJ-9	VOLKSWAGEN GROUP AMERICA2.A FE	400,698	400,000	08/14/2026
0089999999	Subtotal - Issuer Credit Obligations (Schedule D, Part 1, Section 1) - Corporate Bonds (Unaffiliated)			42,568,291	42,553,746	XXX
0489999999	Total - Issuer Credit Obligations (Schedule D, Part 1, Section 1) - (Unaffiliated)			53,134,124	53,119,677	XXX
0499999999	Total - Issuer Credit Obligations (Schedule D, Part 1, Section 1) - (Affiliated)			0	0	XXX
0509999999	Total - Issuer Credit Obligations (Schedule D, Part 1, Section 1)			53,134,124	53,119,677	XXX
13079P-XC-2	CALIFORNIA ST STIID CINTYS DEVA MULTIFAMI2.A FE	2,300,000	2,300,000	03/01/2057
1079999999	Subtotal - Asset-Backed Securities (Schedule D, Part 1, Section 2) - Financial Asset-Backed - Self-Liquidating - Non-Agency Commercial Mortgage-Backed Securities (Unaffiliated)			2,300,000	2,300,000	XXX
1889999999	Total - Asset-Backed Securities (Schedule D, Part 1, Section 2) - (Unaffiliated)			2,300,000	2,300,000	XXX
1899999999	Total - Asset-Backed Securities (Schedule D, Part 1, Section 2) - (Affiliated)			0	0	XXX
1909999999	Total - Asset-Backed Securities (Schedule D, Part 1, Section 2)			2,300,000	2,300,000	XXX
2009999999	Total - Issuer Credit Obligations and Asset-Backed Securities			55,434,124	55,419,677	XXX
4109999999	Total - Preferred Stocks - Industrial and Miscellaneous (Unaffiliated)			0	0	XXX
4409999999	Total - Preferred Stocks - Parent, Subsidiaries and Affiliates			0	0	XXX
4509999999	Total - Preferred Stocks			0	0	XXX
5109999999	Total - Common Stocks - Industrial and Miscellaneous (Unaffiliated)			0	0	XXX
5409999999	Total - Common Stocks - Mutual Funds			0	0	XXX
5609999999	Total - Common Stocks - Unit Investment Trusts			0	0	XXX
5809999999	Total - Common Stocks - Closed-End Funds			0	0	XXX
5979999999	Total - Common Stocks - Parent, Subsidiaries and Affiliates			0	0	XXX
5989999999	Total - Common Stocks			0	0	XXX
5999999999	Total - Preferred and Common Stocks			0	0	XXX
81375P-10-1	Securities Lending Fund LLC1.G	22,806,069	22,806,069	
9409999999	Subtotal - Other Invested Assets (Schedule BA)			22,806,069	22,806,069	XXX
000000-00-0	UBS AG STAMFORD CT1.A	3,500,000	3,500,000	07/17/2025
9509999999	Subtotal - Short-Term Invested Assets (Schedule DA, Part 1)			3,500,000	3,500,000	XXX
000000-00-0	Key Bank Money Market Account			2,325,000	2,325,000	
000000-00-0	Huntington Bank Money Market Account			2,325,000	2,325,000	
000000-00-0	Fifth Third Money Market Account			2,325,000	2,325,000	
9609999999	Subtotal - Cash (Schedule E Part 1)			6,975,000	6,975,000	XXX
.....	CATHOLIC HEALTH INITIATV CP2.A	1,665,677	1,665,677	08/08/2025
262006-20-8	DREYFUS GOVERN CASH MGMT INS MONEY MARKE			15,548,303	15,548,303	
9709999999	Subtotal - Cash Equivalents (Schedule E Part 2)			17,213,980	17,213,980	XXX
9999999999	- Totals			105,929,173	105,914,726	XXX

General Interrogatories:

1. Total activity for the year

Fair Value \$ (5,563,696)

Book/Adjusted Carrying Value \$ (5,548,108)
2. Average balance for the year

Fair Value \$ 78,952,235

Book/Adjusted Carrying Value \$ 79,051,326

SCHEDULE E - PART 1 - CASH

Month End Depository Balances

1	2	3	4	5	Book Balance at End of Each Month During Current Quarter			9
					6	7	8	
					First Month	Second Month	Third Month	
Depository	Restricted Asset Code	Rate of Interest	Amount of Interest Received During Current Quarter	Amount of Interest Accrued at Current Statement Date				*
BANK OF NEW YORK MELLON NEW YORK, NY		0.000	0	0	(30,011,810)	(3,155,050)	(2,436,973)	XXX
FIFTH THIRD BANK CINCINNATI, OH		0.000	0	0	34,015,308	19,324,063	17,656,839	XXX
GENERAL ELECTRIC CREDIT UNION CINCINNATI, OH		0.000	0	0	1,005,023	1,006,660	1,008,355	XXX
HUNTINGTON BANK COLUMBUS, OH		0.000	0	0	2,359,838	2,359,857	2,359,834	XXX
JP MORGAN/CHASE NEW YORK, NY		0.000	0	0	829,679	1,167,061	954,389	XXX
KEYCORP (KEY BANK) CLEVELAND, OH		0.000	0	0	2,606,017	2,677,573	2,692,729	XXX
PERSHING ADVISORS SOLUTIONS BANK JERSEY CITY, NJ		0.000	0	0	1,029,122	584,163	(46,777)	XXX
PNC BANK CINCINNATI, OH		0.000	0	0	(41,167,643)	(39,288,675)	(39,989,697)	XXX
WELLS FARGO CHARLOTTE, NC		0.000	0	0	276,239	286,470	284,814	XXX
0199998. Deposits in ... 4 depositories that do not exceed the allowable limit in any one depository (See instructions) - Open Depositories	XXX	XXX	0	0	338,280	301,297	345,899	XXX
0199999. Totals - Open Depositories	XXX	XXX	0	0	(28,719,946)	(14,736,581)	(17,170,587)	XXX
0299998. Deposits in ... depositories that do not exceed the allowable limit in any one depository (See instructions) - Suspended Depositories	XXX	XXX						XXX
0299999. Totals - Suspended Depositories	XXX	XXX	0	0	0	0	0	XXX
0399999. Total Cash on Deposit	XXX	XXX	0	0	(28,719,946)	(14,736,581)	(17,170,587)	XXX
0499999. Cash in Company's Office	XXX	XXX	XXX	XXX	59,493	59,324	59,799	XXX
.....								
.....								
.....								
0599999. Total - Cash	XXX	XXX	0	0	(28,660,453)	(14,677,258)	(17,110,789)	XXX

SCHEDULE E - PART 2 - CASH EQUIVALENTS

[illegible]